



ශ්‍රී ලංකා වයඹ විශ්වවිද්‍යාලය  
இலங்கை வயம்ப பல்கலைக்கழகம்  
WAYAMBA UNIVERSITY OF SRI LANKA

වාර්ෂික වාර්තාව හා ගිණුම්  
ஆண்டறிக்கையும் கணக்கும்  
ANNUAL REPORT & ACCOUNTS

2019

# VISION

To be a leading higher education institute  
in Sri Lanka recognized for its outstanding  
academic programmes, innovative research,  
scholarship and outreach with the  
ultimate target of serving the mankind

# MISSION

To develop highly qualified and responsible citizens  
who contribute to the improvement of  
society and sustainable  
development  
of the country



## Vice - Chancellor's Review



### Brief Introduction


The Year 2019 was marked with significant developments at the Wayamba University of Sri Lanka.

Most of the vacancies of academic & non-academic staff have been filled and requests have been made to the Treasury for next year man power requirements. All academic programmes were concluded on schedule.



### Achievements

- Established the Operations Technical Secretariat Office of the Acceleration of Higher Education Expansion and Development (AHEAD) Project at Kuliyaipitiya Premises to launch the implementation of over Rs. 1.6 Bn.
- Stage I of the Faculty of Technology Building complex was furnished and equipped with state-of-the-art laboratories and staff were recruited
- Installed CCTV Monitoring Systems at both Kuliyaipitiya and Makandura Premises.
- Established a University Business Linkage (UBL) Cell at Kuliyaipitiya Premises to strengthen the Research, Development, Innovation and Commercialization (RDIC) activities using funds from the AHEAD Project.

- New Administration Building, Hostels, Staff Quarters, Faculty of Technology were ceremonially opened in March 2019 at Kuliyaipitiya Premises.



- Faculty of Agriculture & Plantation Management Stage III and Staff Quarters were ceremonially opened and the foundation stone was laid for the extension of the Faculty Building of the Faculty of Livestock, Fisheries & Nutrition, in June 2019 at Makandura Premises.



- The Faculty of Medicine Building Complex was ceremonially opened in August 2019 at Labuyaya Premises.







- The 4<sup>th</sup> Wayamba University Research Congress was held on 11<sup>th</sup> July 2019 under the theme ‘Our Innovations for National Development’.

## Future Plans

- (1) The University is in the process of formulating proposals for the establishment of (02) new Faculties of Graduate Studies and Engineering.
- (2) Acquisition of land in proximity to the University will be looked into for future expansions.
- (3) A separate Unit will be set up to coordinate all fee-levying external courses conducted by the Faculties and Units.

Prof. E.M.P. Ekanayake

Vice - Chancellor

# TABLE OF CONTENTS

|   |    |
|---|----|
| Vision.....   | i  |
| Mission.....  | i  |
| Vice Chancellor's Review.....   | ii |
| 1. Introduction - Wayamba University of Sri Lanka.....                        | 1  |
| 2. Goals of the Wayamba University of Sri Lanka.....                          | 2  |
| 3. Values of the University .....   | 3  |
| 4. Organizational Chart of the Wayamba University of Sri Lanka.....           | 4  |
| 5. Members of the Council – 2019.....   | 5  |
| 6. Officers of the University – 2019.....                                     | 6  |
| 7. Faculties & Departments.....   | 7  |
| 8. Undergraduate Programmes Offered by the Faculties.....                     | 9  |
| 9. Postgraduate Programmes Offered by the University.....                     | 9  |
| 10. External Courses Offered by the University.....                           | 10 |
| 11. Details of New Courses Started – 2019.....                                | 10 |
| 12. Details of Local Students – 2019.....                                     | 11 |
| 13. Details of Foreign Students – 2019.....                                   | 12 |
| 14. Details of Students for the Academic Year 2018/2019.....                  | 13 |
| 15. Graduate Output – 2019.....   | 14 |
| 16. Postgraduate Output – 2019.....   | 14 |
| 17. Employability of Graduates of Wayamba University of Sri Lanka – 2019..... | 15 |
| 18. Details of Human Resources & Students – 2019.....                         | 16 |
| 19. Student Affairs   |    |
| 19.1 Hostel Accommodation for Undergraduates – 2019.....                      | 18 |
| 19.2 Number of Bursary/ Mahapola scholarships recipients – 2019.....          | 20 |
| 20. Human Resources   |    |
| 20.1 Details of Academic Staff in Faculties & Units as at 31.12.2019.....     | 22 |
| 20.2 Details of Academic Support Staff as at 31.12.2019.....                  | 24 |
| 20.3 Details of Non Academic Staff as at 31.12.2019.....                      | 24 |
| 21. University Ranking  |    |
| 21.1 World University Ranking.....  | 29 |
| 22. Research & Developments   |    |
| 22.1 Details of Research, Innovation and Publications.....                    | 31 |
| 22.2 Details of Awards Received.....  | 33 |
| 23. Other Units & Centers   |    |
| 23.1 Library.....   | 35 |
| 23.2 Department of Physical Education.....                                    | 39 |
| 23.3 Career Guidance Unit.....  | 50 |
| 23.4 Staff Development Center.....  | 62 |
| 23.5 Medical Center.....  | 63 |
| 23.6 Information Communication Technology Center – Kuliyaipitiya.....         | 64 |
| 23.7 Information Communication Technology Center – Kuliyaipitiya.....         | 67 |
| 24. Accounts – 2019   |    |
| 24.1 Details of Recurrent Expenditure.....                                    | 72 |
| 24.2 Details of Capital Expenditure.....                                      | 72 |
| 24.3 Details of Financial Progress (Expenditure).....                         | 72 |
| 24.4 Details of Financial Progress (Generated Income).....                    | 73 |
| 24.5 Financial Performance Analysis – 2019.....                               | 73 |
| 24.6 Cost per Student by Faculty 2015-2019.....                               | 73 |
| 24.7 Details of Infrastructure Development Projects in 2019.....              | 74 |
| 24.8 Details of Project Expenditure (Local Funded) – 2019.....                | 75 |

# Abbreviations

UGC – University Grants Commission

FAPM – Faculty of Agriculture & Plantation Management

FAS – Faculty of Applied Sciences

FBSF – Faculty of Business Studies & Finance

FLFN – Faculty of Livestock, Fisheries & Nutrition

FOT – Faculty of Technology

FOM – Faculty of Medicine

ICTC – Information Communication Technology Center

CGU – Career Guidance Unit

SDC- Staff Development Center

CSU – Common Support Unit

MOU – Memorandum of Understanding

AHEAD – Accelerating Higher Education Expansion and Development

M.Phil. – Master of Philosophy

Ph.D. - Doctor of Philosophy

B.Sc. – Bachelor of Science

DR – Deputy Registrar

DB – Deputy Bursar

SAL – Senior Assistant Librarian

SAR - Senior Assistant Registrar

SAB - Senior Assistant Bursar

AL – Assistant Librarian

AR – Assistant Registrar

AB – Assistant Bursar

AIA – Assistant Internal Auditor

## 1. Introduction – Wayamba University of Sri Lanka



The Wayamba University of Sri Lanka was birthed as the Affiliated University College of the North Western Province in 1991 with two academic areas, namely, Home Science & Nutrition and Agricultural Sciences. These sections were affiliated to the University of Kelaniya and University of Peradeniya respectively. Subsequently, it became the Wayamba Campus of the Rajarata University of Sri Lanka in 1996 with two Faculties - Faculty of Agricultural Sciences

and Faculty of Applied Sciences.

After that the Wayamba University of Sri Lanka was established with effect from 01<sup>st</sup> of October, 1999 for the purpose of providing, promoting and developing higher education in the branches of learning of Applied Sciences, Business Studies & Finance, Agriculture & Plantation Management and Livestock, Fisheries & Nutrition. Accordingly, four Faculties and 16 Departments of Study were assigned to the Wayamba University by the Government Notification in the Extraordinary Gazette No. 1093/8 issued on Tuesday, 17<sup>th</sup> of August, 1999.

A new department has been established in the year 2016 in the Faculty of Agriculture & Plantation Management under the name of Biosystems Engineering to offer a new degree programme in Bachelor of Bio Systems Technology (BBST) and two new departments have been established in the year 2016 in the Faculty of Applied Sciences under the names of Engineering Technology and Nano Science Technology.

After that by two Extraordinary Gazettes of the Government No.1954/43 issued on 19<sup>th</sup> February 2016 and No. 2037/17 issued on 21<sup>st</sup> September 2017, the Faculty of Medicine with 15 departments and Faculty of Technology with 04 departments have been added to the Wayamba University of Sri Lanka respectively. Now there are 06 faculties and 37 departments in the Wayamba University of Sri Lanka.

## **2. Goals of the Wayamba University of Sri Lanka**

1. Quality enhanced and accredited education meeting the national and international standards at the level of undergraduate and postgraduate as well as professional.
2. Fulfilling the growing demand for higher education through an increased student access.
3. Entrepreneurial graduates with high employability to meet the legitimate expectations of the stakeholders.
4. Conducive environment for research, innovations, scholarships and outreach / commercialization.
5. Committed university community serving the mankind.



### **3. Values of the University**

We are committed to certain fundamental/core values shared throughout the higher education sector. University staff and student community is characterized by our values. They define the qualities most important to the University and provide guidance for all that we do in order to enrich our teaching and learning environment. We encourage all members of the University community to not only know and appreciate but also live by on a daily basis.

#### **Core Purpose**

To transform the society for the better future.

#### **Academic Excellence & Integrity**

WUSL promotes and sustains intellectual enquiry characterized by the highest standards of professionalism, ethics and integrity, academic rigour, excellence and relevance by strengthening our actions in teaching and learning, in research and its application, and in engagement with our communities.

#### **Innovation & Enterprise**

WUSL is committed to search for knowledge- and evidence-based solutions to problems and the issues of our local, national and international stakeholders -students, alumni, staff, partners, professions, government, industry, academic peers and community groups - through research; and engage resourcefully, entrepreneurially and proactively as a catalyst for positive change in the country and beyond.

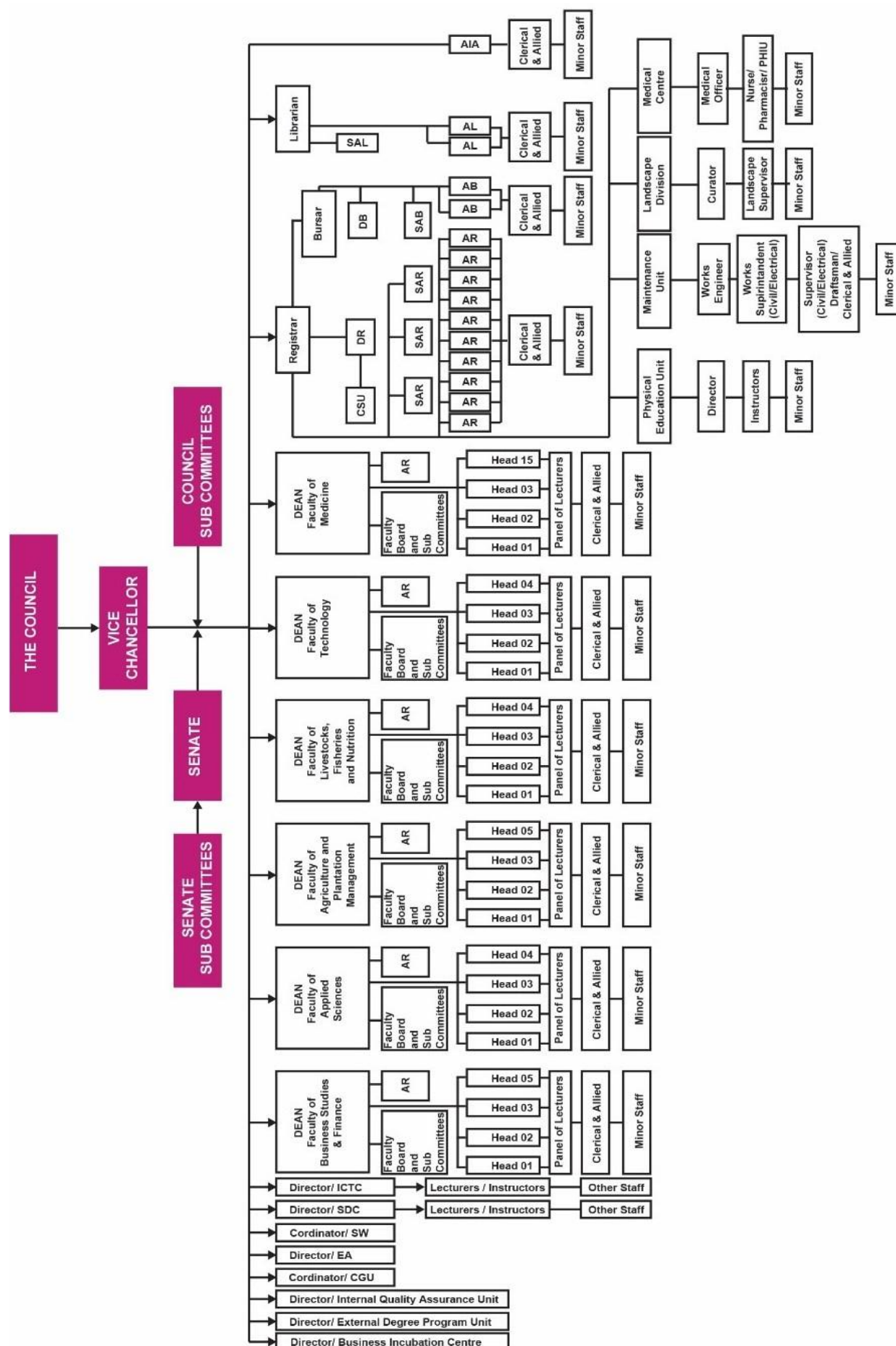
#### **Ethical Standards**

WUSL will maintain the highest ethical standards in all of its activities and promote the values of openness, honesty, tolerance, fairness and responsibility in all areas.

#### **Social Responsibility & Accountability**

WUSL is accountable to its students, staff and general public for the effective conduct of its teaching and research activities, and for the efficient and proper use of the resources at its disposal with an emphasis on transparency, and responsibility towards environment.

#### 4. Organizational Structure of the Wayamba University of Sri Lanka



## 5. Members of the Council - 2019

### Vice – Chancellor

Prof. E.M.P. Ekanayake

### Deans of Faculties

|                           |   |
|---------------------------|---|
| Prof. D.C. Abeysinghe     | Dean, Faculty of Agriculture & Plantation Management, <i>Up to 25.08.2019</i> |
| Prof. J.M.U.K. Jayasinghe | Dean, Faculty of Agriculture & Plantation Management, <i>From 02.09.2019</i>  |
| Dr. L.D.R.D. Perera       | Dean, Faculty of Applied Sciences<br>Acting Dean, Faculty of Technology       |
| Dr. R.A. Rathnasiri       | Dean, Faculty of Business Studies & Finance, <i>Up to 03.03.2019</i>          |
| Dr. S.K. Gamage           | Dean, Faculty of Business Studies & Finance, <i>From 05.03.2019</i>           |
| Prof. B.P.A. Jayaweera    | Dean, Faculty of Livestock, Fisheries & Nutrition                             |
| Prof. M.D. Lamawansa      | Acting Dean, Faculty of Medicine  |

### Members Appointed by the UGC

Mr. K.B. Senarath Bandara  
Mr. J.L. Senaratne  
Eng. R.M.P.R. Embogama  
Mr. Gamini Ilangaratne  
Dr. W.K.C.P. Werawatte  
Mr. W.H.M.B.H. Wijesinghe  
Mr. H.M. Abeysinghe  
Mr. Upendra Wijesinghe  
Eng. Gamini Senanayake  
Mr. Nimal Perera

### Senate Nominees

Prof. G.A.P. Chandrasekara  
Dr. T.K. Karandaketiya

### Registrar (Secretary)

Mr. W.A. Don Chithrananda

## 6. Officers of the University – 2019

### Chancellor

Prof. Tuley De Silva



### Vice-Chancellor

Prof. E.M.P. Ekanayake



### Deans of Faculties

Dean, Faculty of Agriculture & Plantation Management

Prof. D.C. Abeysinghe  
(Up to 25.08.2019)



Prof. J.M.U.K. Jayasinghe  
(From 02.09.2019)



Dean, Faculty of Applied Sciences  
Acting Dean, Faculty of Technology

Dr. L.D.R.D. Perera



Dean, Faculty of Business Studies & Finance

Dr. R.A. Rathnasiri  
(Up to 03.03.2019)



Dr. S.K. Gamage  
(From 05.03.2019)



Dean, Faculty of Livestock, Fisheries & Nutrition

Prof. B.P.A. Jayaweera



Acting Dean, Faculty of Medicine

Prof. M.D. Lamawansa



**Registrar**

Mr. W.A. Don Chithrananda



**Acting Librarian**

Mr. W. Punyawardena



**Bursar**

Mr. D.A.U. Dharmadasa



## 7. Faculties & Departments

### ***7.1 Faculty of Agriculture & Plantation Management***

- Department of Agribusiness Management
- Department of Biotechnology
- Department of Biosystems Engineering
- Department of Horticulture & Landscape Gardening
- Department of Plantation Management

### ***7.2 Faculty of Applied Sciences***

- Department of Computing & Information Systems
- Department of Electronics
- Department of Industrial Management
- Department of Mathematical Sciences

### ***7.3 Faculty of Business Studies & Finance***

- Department of Accountancy
- Department of Banking & Finance
- Department of Business Management
- Department of Insurance & Valuation
- Department of English Language Teaching

### ***7.4 Faculty of Livestock, Fisheries & Nutrition***

- Department of Applied Nutrition
- Department of Aquaculture & Fisheries
- Department of Food Science & Nutrition
- Department of Livestock & Avian Sciences

### ***7.5 Faculty of Technology***

- Department of Mechanical and Manufacturing Technology
- Department of Electrotechnology
- Department of Construction Technology
- Department of Nano Science Technology

### ***7.6 Faculty of Medicine***

- Department of Anatomy
- Department of Physiology
- Department of Biochemistry
- Department of Surgery
- Department of Obstetrics & Gynecology
- Department of Pediatrics
- Department of Psychiatry
- Department of Community Medicine & Family Medicine
- Department of Medicine
- Department of Pathology
- Department of Pharmacology
- Department of Microbiology
- Department of Forensic Medicine
- Department of Parasitology
- Department of Medical Education

## 8. Undergraduate Programmes Offered by the Faculties

| Faculty                             | Degree Programmes   |
|-------------------------------------|---|
| Agriculture & Plantation Management | B.Sc. (Agriculture)   |
|                                     | Bachelor of Biosystems Technology   |
| Applied Sciences                    | B.Sc. (General)   |
|                                     | B.Sc. (Joint Major)   |
|                                     | B.Sc. (Special) in Industrial Management                                    |
|                                     | B.Sc. (Special) in Applied Electronics                                      |
|                                     | B.Sc. (Special) in Mathematics with Statistics                              |
|                                     | B.Sc. (Special) in Computer Sciences  |
| Technology                          | Bachelor of Engineering Technology in Construction Technology               |
|                                     | Bachelor of Engineering Technology in Electrotechnology                     |
|                                     | Bachelor of Engineering Technology in Mechanical & Manufacturing Technology |
|                                     | Bachelor of Engineering Technology in Nano Science Technology               |
| Business Studies & Finance          | B.Sc. (Special) in Banking & Finance  |
|                                     | B.Sc. (Special) in Business Management                                      |
|                                     | B.Sc. (Special) in Accountancy & Finance                                    |
|                                     | B.Sc. (Honors) Degree in Insurance & Finance                                |
| Livestock, Fisheries & Nutrition    | B.Sc. in Food Science & Nutrition   |
|                                     | B.Sc. in Food Production & Technology Management                            |
| Medicine                            | Bachelor of Medicine & Bachelor of Surgery (MBBS)                           |

## 9. Postgraduate Programmes Offered by the University

| Faculty                             | Postgraduate Degree                                |
|-------------------------------------|--|
| Agriculture & Plantation Management | Master of Agree Enterprise & Technology Management |
| Business Studies & Finance          | Postgraduate Diploma in Business Management        |
|                                     | Master of Business Administration                  |

**M.Phil.** and **Ph.D.** Degrees are offered by the University of Sri Lanka on the recommendation of the Senate Research and Higher Degree Committee on completion of postgraduate research under the supervision of senior staff.

## 10. External Courses Offered by the University

| Faculty / Unit/Center  | Courses   |
|--|---|
| Faculty of Agriculture & Plantation Management                     | B.Sc. in Plantation Management Degree                                 |
|  | Diploma in Food Business & Marketing                                  |
| Applied Sciences   | Diploma in Software Engineering                                       |
| Faculty of Business Studies & Finance                              | Higher Diploma in Insurance   |
|  | Diploma in Insurance  |
|  | Diploma in Banking & Financial Studies                                |
|  | Diploma in Business Management  |
|  | Diploma in Personal Financial Management<br>(for AIA Insurance Staff) |
|  | Diploma in English  |
|  | Certificate Course in English through E-Learning                      |
| Information Communication Technology Center -Kuliyapitiya Premises | Diploma in Information Technology                                     |
| Information Communication Technology Center - Makandura Premises   | Diploma in Information Technology                                     |
|  | Certificate Course in Computer Applications & Skills                  |
| Staff Development Center   | Professional Diploma in Teaching Technology & Methodology             |
|  | Higher Diploma in Teaching Methodology and Educational Management     |
|  | Certificate Course on Staff Development                               |

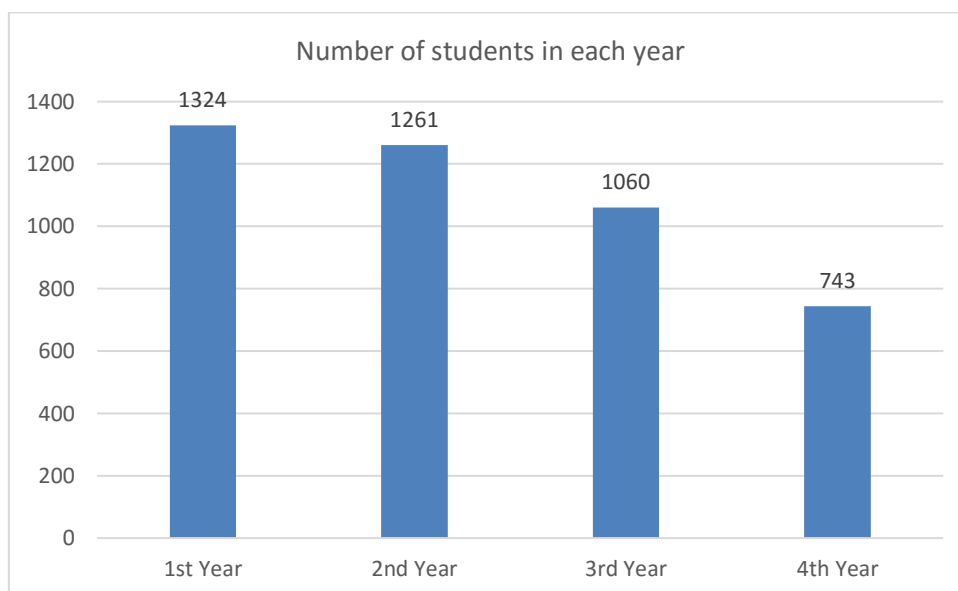
## 11. Details of New Courses Started – 2019

| Faculty                             | Course   | Medium  | Certificate/<br>Diploma | Degree | Postgraduate<br>Diploma | Master | M. Phil | PhD |
|-------------------------------------|--|---------|-------------------------|--------|-------------------------|--------|---------|-----|
| Agriculture & Plantation Management | Master of Agree Enterprise & Technology Management | English |                         |        |                         | √      |         |     |



## 12. Details of Local Students – 2019

| Faculty                             | Degree Programme  | Medium  | Intake 2019 | 1 <sup>st</sup> Year Students (2017/18) | 2 <sup>nd</sup> Year Students (2016/17) | 3 <sup>rd</sup> Year Students (2015/16) | 4 <sup>th</sup> Year Students (2014/15) |
|-------------------------------------|---|---------|-------------|---|---|---|---|
| Agriculture & Plantation Management | B.Sc.(Agriculture)  | English | 150         | 141                                     | 155                                     | 133                                     | 138                                     |
|                                     | B.Sc.(Biosystems Technology)  | English | 86          | 86                                      | 85                                      | 81                                      | -                                       |
|                                     | B.Sc.(Agriculture)  | English | -           | 4                                       | 4                                       | 5                                       | 4                                       |
|                                     | (Lateral Entry)   |         |             |   |   |   |   |
| Applied Sciences                    | B.Sc. (General)   | English | 200         | 175                                     | 163                                     | 153                                     | 66                                      |
|                                     | B.Sc. (Joint Major)   |         |             |   |   |   |   |
|                                     | B.Sc. (Special) in Industrial Management  | English |             |   |   |   |   |
|                                     | B.Sc. (Special) in Mathematics with Statistics  | English |             |   |   |   |   |
|                                     | B.Sc. (Special) in Applied Electronics  | English |             |   |   |   |   |
|                                     | B.Sc. (Special) in Computer Sciences  | English |             |   |   |   |   |
| Business Studies & Finance          | B.Sc. (Special) Accountancy & Business Finance  | English | 550         | 536                                     | 522                                     | 250                                     | 244                                     |
|                                     | B.Sc. (Special) Business Management   | English |             |   |   | 198                                     | 147                                     |
|                                     | B.Sc. (Special) Banking & Finance   | English |             |   |   | 16                                      | 34                                      |
|                                     | B.Sc. (Honors) in Insurance & Finance   | English |             |   |   | 21                                      | 30                                      |
| Livestock, Fisheries & Nutrition    | B.Sc.(Food Science & Nutrition)   | English | 110         | 83                                      | 98                                      | 60                                      | 62                                      |
|                                     | B.Sc. (Food Production & Technology Management)   | English | 85          | 65                                      | 65                                      | 24                                      | 18                                      |
| Technology                          | Bachelor of Engineering Technology in Construction Technology/<br>Electrotechnology/<br>Mechanical & Manufacturing Technology/<br>Nano Science Technology | English | 161         | 162                                     | 169                                     | 119                                     | -                                       |
| Medicine                            | Bachelor of Medicine & Bachelor of Surgery (MBBS)   | English | 75          | 72                                      | -                                       | -                                       | -                                       |
| <b>Total</b>                        |   |         | <b>1417</b> | <b>1324</b>                             | <b>1261</b>                             | <b>1060</b>                             | <b>743</b>                              |



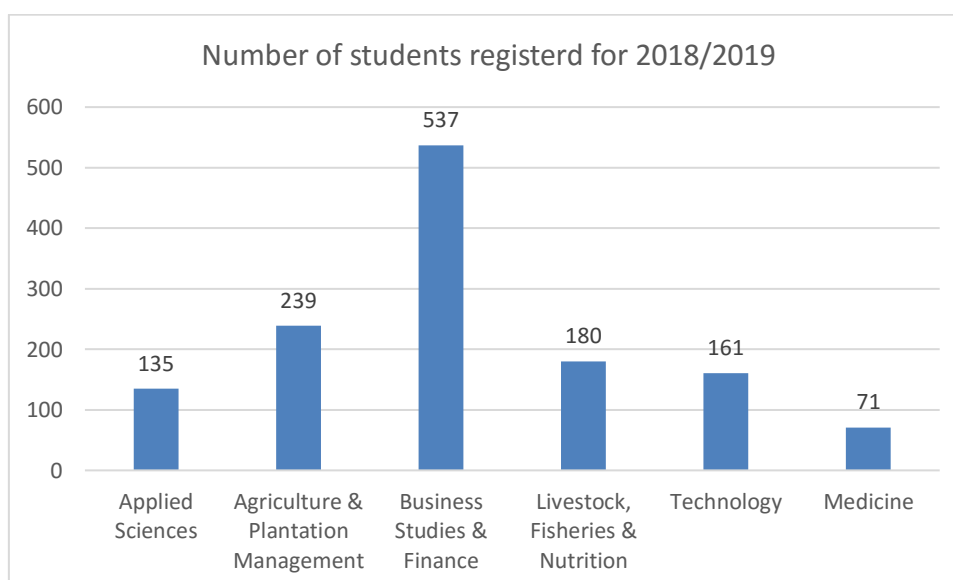
### 13. Details of Foreign Students - 2019

| Faculty                             | Programme of Study | Year of Intake | Country    | No. of Students Registered |
|-------------------------------------|--------------------|----------------|------------|----------------------------|
| Agriculture & Plantation Management | B.Sc.(Agriculture) | 2016/2017      | East Nepal | 01                         |

## 14. Details of Students for the Academic Year 2018/2019

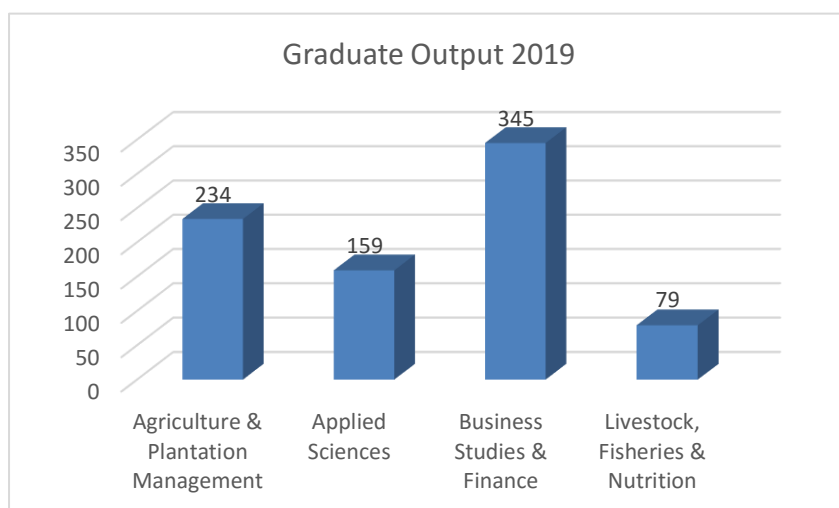
| Faculty  | Agreed Intake | No. Registered** |
|--|---------------|------------------|
| <b>Applied Sciences</b>                          | 200           | 135              |
| <b>Agriculture &amp; Plantation Management</b>   |               |                  |
| Bachelor of Biosystems Technology                | 86            | 86               |
| B.Sc.(Agriculture) Degree                        | 160           | 153              |
| <b>Business Studies &amp; Finance</b>            | 550           | 537              |
| <b>Livestock, Fisheries &amp; Nutrition</b>      |               |                  |
| B.Sc. in Food Production & Technology Management | 85            | 82               |
| B.Sc. in Food Science & Nutrition                | 110           | 98               |
| <b>Technology</b>                                | 161           | 161              |
| <b>Medicine</b>                                  | 75            | 71               |
| <b>Total</b>                                     | <b>1427</b>   | <b>1323</b>      |

\*\*The above details are as at 28.02.2020. This value may be changed due to new registrations and cancellations.



## 15. Graduate Output - 2019

| Faculty                             | Degree Programme                                 | No. of students Graduated |
|-------------------------------------|--|---------------------------|
| Agriculture & Plantation Management | B.Sc.(Agriculture)                               | 161                       |
|                                     | B.Sc. in Plantation Management (External)        | 73                        |
| Applied Sciences                    | B.Sc.(Joint Major)                               | 75                        |
|                                     | B.Sc.(General)                                   | 68                        |
|                                     | B.Sc.(Special) in Applied Electronics            | 01                        |
|                                     | B.Sc.(Special) in Computer Science               | 07                        |
|                                     | B.Sc.(Special) in Industrial Management          | 03                        |
|                                     | B.Sc.(Special) in Mathematics with Statistics    | 05                        |
| Business Studies & Finance          | B.Sc.(Special) in Accountancy & Business Finance | 141                       |
|                                     | B.Sc.(Special) in Banking & Finance              | 32                        |
|                                     | B.Sc.(Special) in Business Management            | 163                       |
|                                     | B.Sc.(Special) in Insurance & Valuation          | 09                        |
| Livestock, Fisheries & Nutrition    | B.Sc. in Food Science & Nutrition                | 56                        |
|                                     | B.Sc.in Food Production & Technology Management  | 23                        |
| <b>Total Graduates</b>              |  | <b>817</b>                |

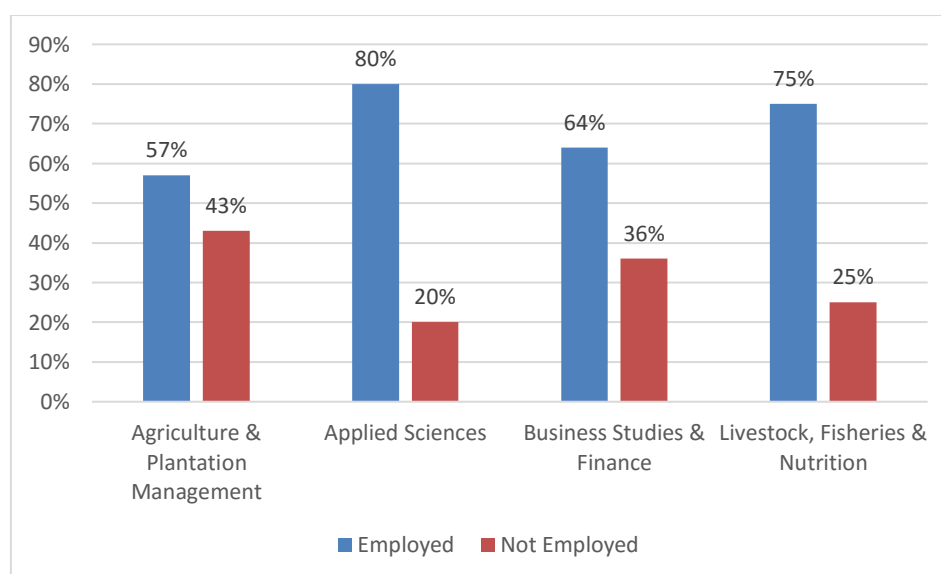


## 16. Postgraduate Output - 2019

| Faculty                             | Degree Programme                                    | No. of Postgraduands |
|-------------------------------------|---|----------------------|
| Agriculture & Plantation Management | Master of Philosophy (M.Phil.)                      | 02                   |
| Applied Sciences                    | Doctor of Philosophy (Ph.D.)                        | 01                   |
|                                     | Master of Philosophy (M.Phil.)                      | 01                   |
| Business Studies & Finance          | Master of Business Administration (MBA)             | 46                   |
|                                     | Postgraduate Diploma in Business Management (PGDBM) | 15                   |
| Livestock, Fisheries & Nutrition    | Doctor of Philosophy (Ph.D.)                        | 01                   |
|                                     | Master of Philosophy (M.Phil.)                      | 02                   |
| <b>Total</b>                        |   | <b>68</b>            |

## 17. Employability of Graduates of Wayamba University of Sri Lanka 2019

| Faculty                             | Employed | Not Employed | Total  |
|-------------------------------------|----------|--------------|--------|
| Agriculture & Plantation Management | 89       | 67           | 156    |
|                                     | (57%)    | (43%)        | (100%) |
| Applied Sciences                    | 123      | 31           | 154    |
|                                     | (80%)    | (20%)        | (100%) |
| Business Studies & Finance          | 214      | 119          | 333    |
|                                     | (64%)    | (36%)        | (100%) |
| Livestock, Fisheries & Nutrition    | 58       | 19           | 77     |
|                                     | (75%)    | (25%)        | (100%) |

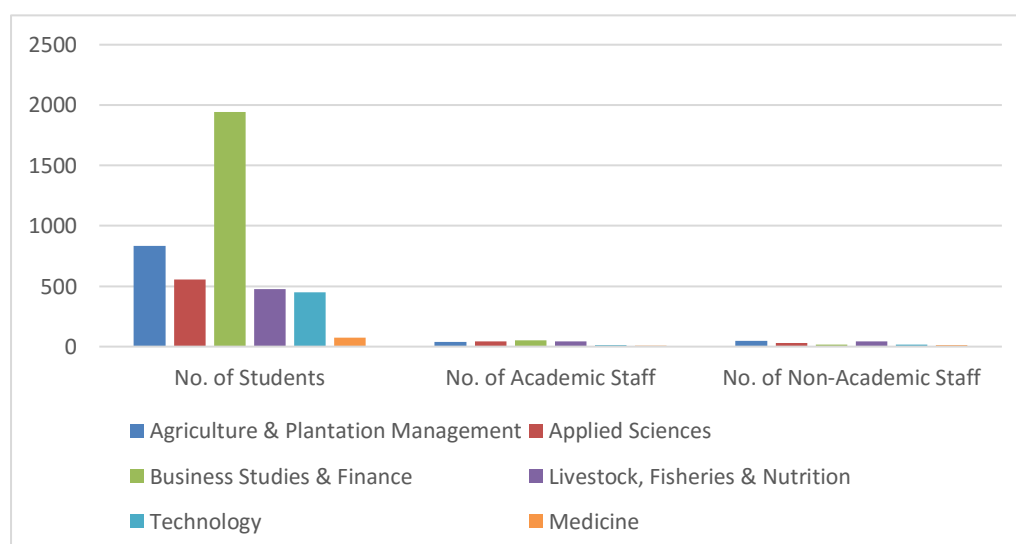


Note: The above information was collected through a questionnaire from the graduates at the Convocation of the Wayamba University of Sri Lanka held in January 2020.

Overall employability of the Wayamba University was reported as 67%.

## 18. Details of Human Resources & Students - 2019

| Faculty                             | Degree Programme/s  | Total Students | Total Academic Staff | Total Non-Academic Staff |
|-------------------------------------|---|----------------|----------------------|--------------------------|
| Agriculture & Plantation Management | B.Sc.(Agriculture)  | 584            | 41                   | 49                       |
|                                     | B.Sc.(Biosystems Technology)  | 252            |                      |                          |
| Applied Sciences                    | B.Sc.(General)  | 557            | 43                   | 28                       |
|                                     | B.Sc.(Joint Major)  |                |                      |                          |
|                                     | B.Sc. (Special) in Industrial Management                                    |                |                      |                          |
|                                     | B.Sc. (Special) in Mathematics with Statistics                              |                |                      |                          |
|                                     | B.Sc. (Special) in Applied Electronics                                      |                |                      |                          |
|                                     | B.Sc. (Special) in Computer Sciences  |                |                      |                          |
| Business Studies & Finance          | B.Sc.(Special) in Banking & Finance   | 1,998          | 52                   | 16                       |
|                                     | B.Sc.(Special) in Business Management                                       |                |                      |                          |
|                                     | B.Sc.(Honors) Degree in Insurance & Finance                                 |                |                      |                          |
|                                     | B.Sc.(Special) in Accountancy & Business Finance                            |                |                      |                          |
| Livestock, Fisheries & Nutrition    | B.Sc.(Food Science & Nutrition)   | 303            | 44                   | 42                       |
|                                     | B.Sc.(Food Production & Technology Management)                              | 172            |                      |                          |
| Technology                          | Bachelor of Engineering Technology in Construction Technology               | 450            | 14                   | 18                       |
|                                     | Bachelor of Engineering Technology in Electrotechnology                     |                |                      |                          |
|                                     | Bachelor of Engineering Technology in Mechanical & Manufacturing Technology |                |                      |                          |
|                                     | Bachelor of Engineering Technology in Nano Science Technology               |                |                      |                          |
| Medicine                            | Bachelor of Medicine & Bachelor of Surgery (MBBS)                           | 72             | 06                   | 11                       |
| <b>Total</b>                        |   | <b>4,388</b>   | <b>200</b>           | <b>164</b>               |



## **19. Student Affairs**

*19.1 Hostel Accommodation for Undergraduates – 2019*

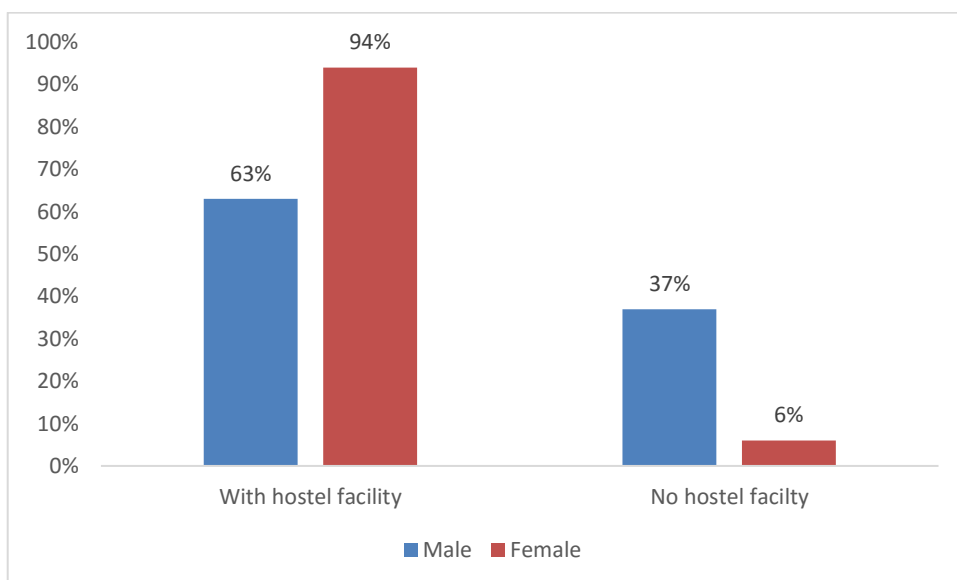
*19.2 Number of Bursary/ Mahapola Scholarships Recipients -  
2019*

## 19.1 Hostel Accommodation for Undergraduates – 2019

| Name                          | No. can be Accommodated |              | No. Occupied<br>(as at 31st December 2019) |              |
|-------------------------------|-------------------------|--------------|--|--------------|
|                               | Male                    | Female       | Male                                       | Female       |
| <b>Kuliyapitiya Premises</b>  |                         |              |  |              |
| Pandukhabhaya Hostel          | 120                     | -            | 149  | -            |
| Panduwasdev Hall I & II       | 190                     | -            | 190  | -            |
| Vijitha Kuruwita Hall         | 388                     | -            | 377  | -            |
| Swarnapali Hostel             | -                       | 116          | -  | 90           |
| Chithradevi Hall              | -                       | 396          | -  | 367          |
| Anuladevi Hall                | -                       | 388          | -  | 352          |
| Vishaka Hostel                | -                       | 396          | -  | 390          |
| Seethadevi Hall               |                         | 396          |  | 388          |
|                               |                         |              |  |              |
| <i>Total</i>                  | <i>698</i>              | <i>1,692</i> | <i>716</i>                                 | <i>1,587</i> |
| <b>Makandura Premises</b>     |                         |              |  |              |
| Sapumal Bandara I & II Hostel | 120                     | -            | 126  | -            |
| Veediya Bandara Hall          | 160                     | -            | 154  | -            |
| Biso Bandara I & II Hostel    | -                       | 120          | -  | 116          |
| Sugaladevi Hall               | -                       | 388          | -  | 367          |
| Viharamahadevi Hostel         | -                       | 384          | -  | 375          |
| <i>Total</i>                  | <i>280</i>              | <i>892</i>   | <i>280</i>                                 | <i>858</i>   |
| <b>Labuyaya Premises</b>      |                         |              |  |              |
| Mayadunne Hostel              | 176                     | -            | 48   | -            |
| Mahamaya Hostel               | -                       | 208          | -  | 94           |
| <i>Total</i>                  | <i>176</i>              | <i>208</i>   | <i>48</i>                                  | <i>94</i>    |
| <b>Total in two premises</b>  | <b>1,154</b>            | <b>2,792</b> | <b>1,044</b>                               | <b>2,539</b> |

Total Male and Female students in the University in the year 2019 were 1,664 and 2,707 respectively. Among them 1,044 male students and 2,539 female students were given the University hostels as at 31.12.2019. Generally, the University provides hostel facilities for first and final year students. Next for second and third year students are given hostel facilities if the space is available in other hostels considering the distance from the residence.

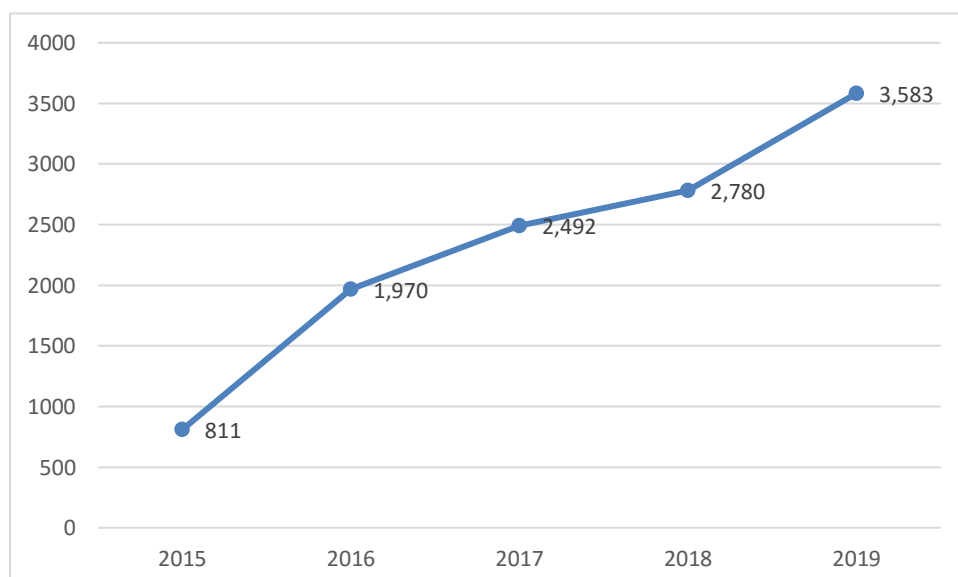




### *Comparison of Hostel Accommodation of Undergraduates during the period from 2015-2019*

| Year | Male  | Female | Total |
|------|-------|--------|-------|
| 2015 | 377   | 434    | 811   |
| 2016 | 620   | 1,350  | 1,970 |
| 2017 | 833   | 1,659  | 2,492 |
| 2018 | 988   | 1,792  | 2,780 |
| 2019 | 1,044 | 2,539  | 3,583 |

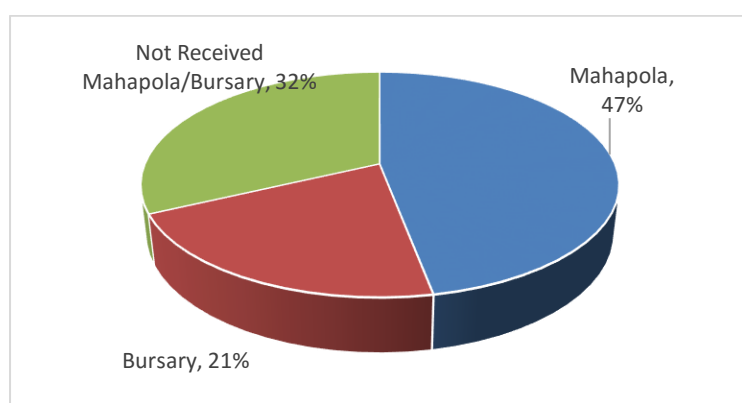
### *Total students received hostel facility 2015-2019*



## 19.2 Number of Bursary/ Mahapola Scholarships Recipients - 2019

| Faculty                             | Mahapola     | Bursary    |
|-------------------------------------|--------------|------------|
| Agriculture & Plantation Management | 222          | 295        |
| Applied Sciences                    | 29           | 291        |
| Business Studies & Finance          | 1,270        | 229        |
| Livestock, Fisheries & Nutrition    | 204          | 78         |
| Technology                          | 283          | 43         |
| Medicine                            | 32           | 01         |
| <b>Total</b>                        | <b>2,040</b> | <b>937</b> |

Among the total students in the University in 2019 (4,371 students), 2,040 students were Mahapola scholarships recipients and 937 students were Bursary recipients. i.e. 47% were Mahapola scholarship recipients and 21% were Bursary recipients among the total students in the year 2019.



**Bursary/ Mahapola Scholarships Recipients –**

### *Comparison of Total Number of Bursary & Mahapola Scholarship Recipients During the Period from 2016-2019*

| Faculty                             | Bursary    |            |            |              | Mahapola     |              |              |            |
|-------------------------------------|------------|------------|------------|--------------|--------------|--------------|--------------|------------|
|                                     | 2016       | 2017       | 2018       | 2019         | 2016         | 2017         | 2018         | 2019       |
| Agriculture & Plantation Management | 169        | 181        | 206        | 222          | 120          | 173          | 198          | 295        |
| Applied Sciences                    | 265        | 276        | 257        | 29           | 62           | 51           | 38           | 291        |
| Business Studies & Finance          | 485        | 119        | 97         | 1,270        | 726          | 1,110        | 1,146        | 229        |
| Livestock, Fisheries & Nutrition    | 62         | 41         | 48         | 204          | 170          | 171          | 177          | 78         |
| Technology                          | -          | 11         | 09         | 283          | -            | 83           | 179          | 43         |
| Medicine                            | -          | -          | -          | 32           | -            | -            | -            | 01         |
| <b>Total</b>                        | <b>989</b> | <b>981</b> | <b>617</b> | <b>2,040</b> | <b>1,029</b> | <b>1,078</b> | <b>1,738</b> | <b>937</b> |

## **20. Human Resources**

*20.1 Details of Academic Staff in Faculties & Units as  
at 31.12.2019*

*20.2 Details of Academic Support Staff as at 31.12.2019*

*20.3 Details of Non Academic Staff as at 31.12.2019*

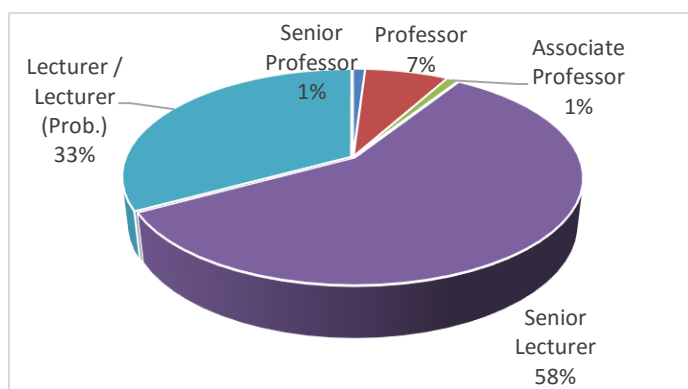
## 20.1 Details of Academic Staff in Faculties & Units as at 31.12.2019

| Faculty                                     | Department  | Approved Cadre | Senior Professor | Professor | Associate Professor | Senior Lecturer | Lecturer/ Lecturer (Prob.) | Total Existing Staff | No. of Vacancies |
|---|---|----------------|------------------|-----------|---------------------|-----------------|----------------------------|----------------------|------------------|
| Agriculture & Plantation Management         | Agribusiness Management                                     | 10             | 2                | 2         | -                   | 3               | 3                          | 10                   | -                |
|   | Biotechnology   | 10             | -                | 2         | -                   | 4               | 1                          | 7                    | 3                |
|   | Biosystems Engineering                                      | 7              | -                | -         | -                   | 2               | 2                          | 4                    | 3                |
|   | Horticulture & Landscape Gardening                          | 12             | -                | 2         | -                   | 4               | 4                          | 10                   | 2                |
|   | Plantation Management                                       | 12             | -                | 1         | -                   | 4               | 5                          | 10                   | 2                |
| Applied Sciences                            | Computing & Information Systems                             | 10             | -                | -         | -                   | 7               | 1                          | 8                    | 2                |
|   | Electronics   | 10             | -                | 2         | -                   | 6               | 1                          | 9                    | 1                |
|   | Industrial Management                                       | 15             | -                | -         | -                   | 9               | 3                          | 12                   | 3                |
|   | Mathematical Sciences                                       | 16             | -                | -         | 1                   | 8               | 5                          | 14                   | 2                |
| Technology                                  | Construction Technology                                     | 4              | -                | -         | -                   | 2               | 1                          | 3                    | 1                |
|   | Electrotechnology   | 3              | -                | -         | -                   | -               | 3                          | 3                    | -                |
|   | Mechanical & Manufacturing Technology                       | 3              | -                | -         | -                   | 1               | 1                          | 2                    | 1                |
|   | Nano science Technology                                     | 7              | 1                | -         | -                   | 2               | 3                          | 6                    | 1                |
| Business Studies & Finance                  | Dean's Office   | 1              | -                | -         | -                   | -               | 1                          | 1                    | -                |
|   | Accountancy & Business Finance                              | 15             | -                | -         | -                   | 10              | 4                          | 14                   | 1                |
|   | Banking & Finance   | 10             | -                | -         | -                   | 5               | 4                          | 9                    | 1                |
|   | Business Management   | 15             | -                | -         | -                   | 9               | 6                          | 15                   | -                |
|   | Insurance & Valuation                                       | 9              | -                | -         | -                   | 5               | 1                          | 6                    | 3                |
|   | English Language Teaching                                   | 8              | -                | -         | -                   | 4               | 3                          | 7                    | 1                |
| Livestock, Fisheries & Nutrition            | Dean's Office   | 3              | -                | -         | -                   | 2               | 1                          | 3                    | -                |
|   | Applied Nutrition   | 11             | -                | 2         | -                   | 6               | 3                          | 11                   | -                |
|   | Aquaculture & Fisheries                                     | 9              | -                | -         | -                   | 5               | 3                          | 8                    | 1                |
|   | Food Science & Technology                                   | 13             | -                | 2         | -                   | 10              | 1                          | 13                   | -                |
|   | Livestock & Avian Sciences                                  | 9              | -                | 1         | -                   | 5               | 3                          | 9                    | -                |
| Information Communication Technology Center | Information Communication Technology Center - Kuliyaipitiya | 1              | -                | -         | -                   | -               | 1                          | 1                    | -                |
|   | Information Communication Technology Center - Makandura     | 2              | -                | -         | -                   | 2               | -                          | 2                    | -                |

(continued)

| Faculty  | Department                           | Approved Cadre | Senior Professor | Professor | Associate Professor | Senior Lecturer | Lecturer/ Lecturer (Prob.) | Total Existing Staff | No. of Vacancies |
|----------|--------------------------------------|----------------|------------------|-----------|---------------------|-----------------|----------------------------|----------------------|------------------|
| Medicine | Dean's Office                        | 2              | -                | -         | -                   | -               | -                          | -                    | 2                |
|          | Anatomy                              | 4              | -                | -         | -                   | 1               | 2                          | 3                    | 1                |
|          | Physiology                           | 4              | -                | -         | -                   | 1               | 1                          | 2                    | 2                |
|          | Bio Chemistry                        | 4              | -                | -         | -                   | 1               | -                          | 1                    | 3                |
|          | Medicine                             | 2              | -                | -         | -                   | -               | -                          | -                    | 2                |
|          | Community Medicine & Family Medicine | 2              | -                | -         | -                   | -               | -                          | -                    | 2                |
|          | Pathology                            | 2              | -                | -         | -                   | -               | -                          | -                    | 2                |
|          | Pharmacology                         | 2              | -                | -         | -                   | -               | -                          | -                    | 2                |
|          | Microbiology                         | 2              | -                | -         | -                   | -               | -                          | -                    | 2                |
|          | Forensic Medicine                    | 1              | -                | -         | -                   | -               | -                          | -                    | 1                |
|          | Parasitology                         | 2              | -                | -         | -                   | -               | -                          | -                    | 2                |
|          | Medical Education                    | 1              | -                | -         | -                   | -               | -                          | -                    | 1                |
|          | Surgery                              | 1              | -                | -         | -                   | -               | -                          | -                    | 1                |
|          | Pediatrics                           | 1              | -                | -         | -                   | -               | -                          | -                    | 1                |
|          | Psychiatry                           | 1              | -                | -         | -                   | -               | -                          | -                    | 1                |
|          | Obstetrics & Gynecology              | 1              | -                | -         | -                   | -               | -                          | -                    | 1                |
|          | <b>Total</b>                         | <b>257</b>     | <b>3</b>         | <b>14</b> | <b>1</b>            | <b>118</b>      | <b>67</b>                  | <b>203</b>           | <b>54</b>        |

The proportional distribution of the academic staff among Senior Professors, Professors, Associate Professors, Senior Lecturers and Lecturers were 1%, 7%, 1%, 58%, 33% respectively.



**Academic Staff Strength – 2019**

#### Details of Library Staff as at 31.12.2019

| Designation                | Approved Cadre | Existing Cadre | Vacancies |
|----------------------------|----------------|----------------|-----------|
| Librarian                  | 1              | -              | 1         |
| Deputy Librarian           | 1              | -              | -         |
| Senior Assistant Librarian | 2              | 4              | 0         |
| Assistant Librarian        | 2              | 1              |           |
| <b>Total</b>               | <b>6</b>       | <b>5</b>       | <b>1</b>  |

## 20.2 Details of Academic Support Staff as at 31.12.2019

| Designation                            | Approved Cadre | Existing Cadre | Vacancies |
|--|----------------|----------------|-----------|
| Assistant Network Manager              | 2              | 1              | -         |
| Career Advisor                         | -              | 1              | 0         |
| Career Guidance Counselor              | 1              | -              |           |
| Instructor in Computer Technology      | 6              | 3              | 3         |
| Instructor (ICT)                       | 1              | 0              | 1         |
| Senior Instructor in English           | -              | 1              | -         |
| Instructor in Physical Education       | 5              | 4              | 1         |
| Programmer Cum System Analyst          | 1              | 2              | -         |
| Senior Medical Officer/Medical Officer | 2              | -              | 2         |
| System Engineer                        | 2              | 2              | 0         |
| <b>Total</b>                           | <b>20</b>      | <b>14</b>      | <b>7</b>  |

## 20.3 Details of Non Academic Staff as at 31.12.2019

### *Executive Staff*

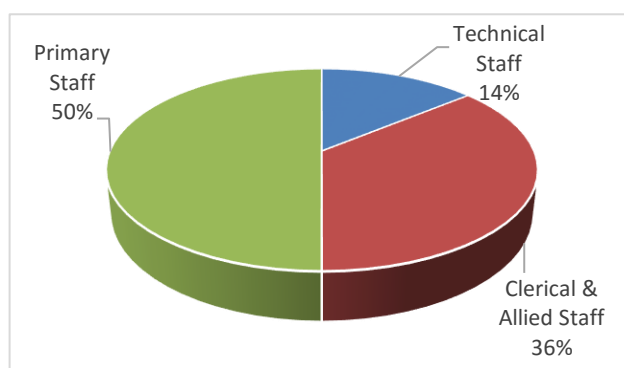
| Designation                                      | Approved Cadre | Existing Cadre | Vacancies |
|--|----------------|----------------|-----------|
| Registrar  | 1              | 1              | 0         |
| Bursar   | 1              | 1              | 0         |
| Deputy Registrar                                 | 1              | 1              | 0         |
| Senior Assistant Registrar/Deputy Registrar      | 9              | 9              | 0         |
| Senior Assistant Bursar/Deputy Bursar            | 4              | 4              | 0         |
| Director in Physical Education                   | 1              | 1              | 0         |
| Works Engineer                                   | 1              | 1              | 0         |
| Assistant Registrar                              | 7              | 6              | 1         |
| Assistant Registrar (Library Service)            | 1              | 1              | 0         |
| Assistant Registrar (Legal)                      | 1              | 0              | 1         |
| Assistant Bursar                                 | 4              | 4              | 0         |
| Assistant Internal Auditor                       | 1              | 1              | 0         |
| Senior Personal Secretary to the Vice Chancellor | 1              | 1              | 0         |
| Statistical Officer                              | 1              | 1              | 0         |
| Farm Manager                                     | 2              | 2              | 0         |
| Curator (Landscape)                              | 1              | 1              | 0         |
| Chief Marshal                                    | 1              | 0              | 1         |
| Deputy Chief Marshal                             | 1              | 0              | 1         |
| Project Manager                                  | 1              | 0              | 1         |
| <b>Total</b>                                     | <b>40</b>      | <b>35</b>      | <b>5</b>  |

## Non Academic

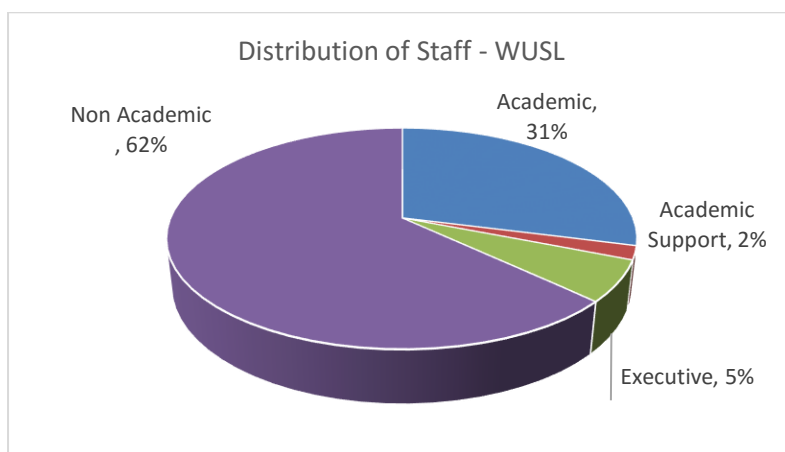
| Designation                          | Approved Cadre | Existing Cadre | Vacancies |
|--------------------------------------|----------------|----------------|-----------|
| Technical Officer (Audio Visual)     | 3              | 2              | 1         |
| Technical Officer                    | 37             | 32             | 5         |
| Technical Officer (ICT)              | 8              | 8              | 0         |
| Pharmacist                           | 2              | 2              | 0         |
| Nursing Officer                      | 2              | 2              | 0         |
| Public Health Inspector              | 2              | 2              | 0         |
| Field Supervisor                     | 1              | 1              | 0         |
| Farm Supervisor                      | 1              | 0              | 1         |
| Draughtsman                          | 1              | 1              | 0         |
| Supervisor (Electrical)              | 1              | 1              | 0         |
| Supervisor (Landscape)               | 3              | 3              | 0         |
| Supervisor (Civil)                   | 1              | 1              | 0         |
| Supervisor (Maintenance)             | 2              | 2              | 0         |
| Full-time Sub Warden                 | 7              | 7              | 0         |
| Marshal                              | 1              | 1              | 0         |
| Translator                           | 1              | 0              | 1         |
| Works Superintendent (Civil)         | 2              | 2              | 0         |
| Works Superintendent (Electrical)    | 1              | 1              | 0         |
| Audit Assistant                      | 4              | 4              | 0         |
| Management Assistant                 | 125            | 111            | 14        |
| Security Inspector                   | 3              | 3              | 0         |
| Management Assistant (Store Keeping) | 3              | 3              | 0         |
| Management Assistant (Book Keeping)  | 3              | 2              | 1         |
| Management Assistant (Shroff)        | 4              | 4              | 0         |
| Library Information Assistant        | 13             | 12             | 1         |
| Telephone Operator                   | 2              | 2              | 0         |
| Driver                               | 18             | 15             | 3         |
| Carpenter                            | 4              | 4              | 0         |
| Mason                                | 4              | 4              | 0         |
| Plumber                              | 3              | 3              | 0         |
| Fitter                               | 2              | 2              | 0         |
| Electrician                          | 5              | 5              | 0         |
| Welder                               | 1              | 1              | 0         |
| Tractor Operator                     | 4              | 3              | 1         |
| Book Binder                          | 2              | 2              | 0         |
| Mechanic                             | 1              | 1              | 0         |
| Caretaker                            | 3              | 2              | 1         |
| Two Wheel Tractor Operator           | 2              | 1              | 1         |
| Attendant (Health Service)           | 2              | 2              | 0         |
| Engine Cum Pump Operator             | 1              | 1              | 0         |
| Laboratory Attendant                 | 41             | 39             | 2         |
| Gymnasium Attendant                  | 1              | 0              | 1         |

| Designation             | Approved Cadre | Existing Cadre | Vacancies |
|-------------------------|----------------|----------------|-----------|
| Security Guard          | 3              | 3              | 0         |
| Health Service Labourer | 1              | 1              | 0         |
| Gardner                 | 6              | 1              | 5         |
| Library Attendant       | 14             | 9              | 5         |
| Office Machine Operator | 3              | 3              | 0         |
| Lorry / Bus Cleaner     | 2              | 2              | 0         |
| Groundsman              | 2              | 1              | 1         |
| Lawn Mover Operator     | 2              | 0              | 2         |
| Post Mortem Labourer    | 1              | 0              | 1         |
| Works Aid               | 109            | 107            | 2         |
| <b>Total</b>            | <b>470</b>     | <b>421</b>     | <b>49</b> |

The proportional distribution of the Non Academic staff (excluding the executive staff, there were 421 staff members in 2019) among Technical, Clerical & Allied and Minor staff members were 14%, 36% and 50% respectively.



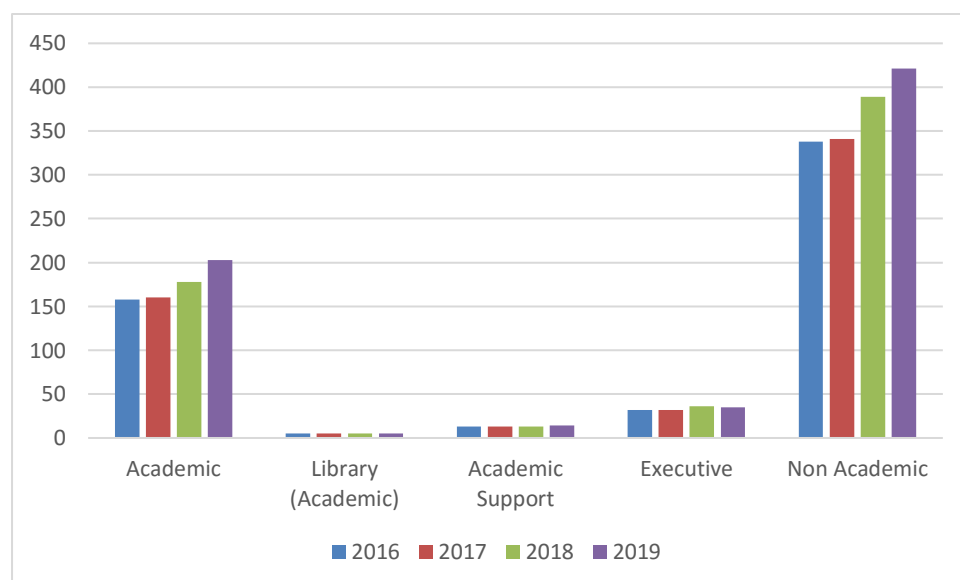
The Wayamba University of Sri Lanka worked towards its goals with the assistance of 678 staff members comprising 31% academic, 2% academic support, 5% executive and 62% as nonacademic staff.





*Comparison of Staff in the University during the period from 2016-2019*

| Staff Category     | 2016       | 2017       | 2018       | 2019       |
|--------------------|------------|------------|------------|------------|
| Academic           | 158        | 160        | 178        | 203        |
| Library (Academic) | 5          | 5          | 5          | 5          |
| Academic Support   | 13         | 13         | 13         | 14         |
| Executive          | 32         | 32         | 36         | 35         |
| Non Academic       | 338        | 341        | 389        | 421        |
| <b>Total</b>       | <b>546</b> | <b>551</b> | <b>621</b> | <b>678</b> |


























## **21. University Ranking**

### ***21.1 World University Ranking***

## 21.1 World Ranking of Best Sri Lankan Universities – 2019 list by Webometrics

### Sri Lanka Ranking

| SL RANK | WORLD RANK | UNIVERSITY  | PRESENCE RANK*  | IMPACT RANK* | OPENNESS RANK* | EXCELLENCE RANK* |
|---------|------------|---|---|--------------|----------------|------------------|
| 1       | 1981       | University of Peradeniya                            |  1775    | 5623         | 1184           | 1721             |
| 2       | 2023       | University of Colombo                               |  1614    | 3089         | 1256           | 2637             |
| 3       | 2495       | University of Moratuwa                              |  1678    | 3637         | 2757           | 2928             |
| 4       | 2624       | University of Ruhuna                                |  2924    | 8309         | 2319           | 1864             |
| 5       | 2853       | University of Kelaniya                              |  1476    | 6670         | 1567           | 2971             |
| 6       | 2960       | University of Sri Jayewardenepura                   |  875     | 6120         | 1784           | 3348             |
| 7       | 4296       | University of Jaffna                                |  3426    | 10555        | 2441           | 4232             |
| 8       | 4383       | Rajarata University                                 |  2641    | 12750        | 3699           | 3667             |
| 9       | 4629       | Open University of Sri Lanka                        |  1664    | 9121         | 3071           | 4901             |
| 10      | 4894       | Sabaragamuwa University                             |  9739    | 12371        | 3535           | 4348             |
| 11      | 5555       | Sri Lanka Institute of Information Technology       |  4247    | 8839         | 3522           | 5648             |
| 12      | 6527       | General Sir John Kotelawala Defence University      |  7548    | 8080         | 4102           | 6115             |
| 13      | 8358       | Wayamba University of Sri Lanka                     |  7193    | 11910        | 3527           | 6115             |
| 14      | 8395       | National Institute of Fundamental Studies Sri Lanka |  22246  | 20049        | 2841           | 4695             |
| 15      | 9032       | South Eastern University of Sri Lanka               |  2813  | 12764        | 4388           | 6115             |
| 16      | 9173       | Eastern University of Sri Lanka                     |  3789  | 20528        | 4264           | 4901             |
| 17      | 9717       | Industrial Technology Institute                     |  9835  | 16168        | 5919           | 5362             |
| 18      | 11148      | Uva Wellasa University                              |  7308  | 15302        | 4275           | 6115             |
| 19      | 13502      | National Institute of Education Sri Lanka           |  16152 | 11885        | 8602           | 6115             |
| 20      | 13904      | ESOFT Metro Campus                                  |  14992 | 12458        | 8602           | 6115             |
| 21      | 15313      | National Institute of Business Management           |  17287 | 14052        | 8602           | 6115             |
| 22      | 15443      | NSBM Green University Town                          |  8352  | 14946        | 8602           | 6115             |
| 23      | 15838      | University of the Visual & Performing Arts          |  3671  | 15993        | 8602           | 6115             |

## **22. Research & Developments**

*22.1 Details of Research, Innovation and Publications*

*22.2 Details of Awards*

## 22.1 Details of Research, Innovation and Publications

|   | Publication Category  |  | Number          |                   |
|---|---|--|-----------------|-------------------|
|   |   |  | Published Local | Published Foreign |
| 1 | No. of publications in refereed indexed Journals including e-journals     |  | 11              | 48                |
| 2 | No. of publications in refereed non-indexed Journals including e-journals |  | 5               | 6                 |
| 3 | Conference Proceedings  | 3.1 No. of papers published as full papers | 46              | 11                |
|   |   | 3.2 No. of abstract publications           | 126             | 33                |
| 4 | No. of Book Chapters published  |  | 5               | 8                 |
| 5 | No. of Books/Text Books published in the area of expertise                | 5.1 By a publisher                         | 1               | -                 |
|   |   | 5.2 By an author                           | -               | -                 |

### 22.1.1 Faculty of Agriculture & Plantation Management

|   | Publication Category  |  | Number          |                   |
|---|---|--|-----------------|-------------------|
|   |   |  | Published Local | Published Foreign |
| 1 | No. of publications in refereed indexed Journals including e-journals |  | 2               | 1                 |
| 3 | Conference Proceedings  | 3.1 No. of papers published as full papers | 9               | -                 |
|   |   | 3.2 No. of abstract publications           | 2               | -                 |
| 5 | No. of Books/Text Books published in the area of expertise            | 5.1 By a publisher                         | 1               | -                 |
|   |   | 5.2 By an author                           | -               | -                 |

### 22.1.2 Faculty of Applied Sciences

|   | Publication Category  |  | Number          |                   |
|---|---|--|-----------------|-------------------|
|   |   |  | Published Local | Published Foreign |
| 1 | No. of publications in refereed indexed Journals including e-journals     |  | 6               | 10                |
| 2 | No. of publications in refereed non-indexed Journals including e-journals |  | 4               | 2                 |
| 3 | Conference Proceedings  | 3.1 No. of papers published as full papers | 30              | 5                 |
|   |   | 3.2 No. of abstract publications           | 16              | 1                 |
| 4 | No. of Book Chapters published  |  | 2               | -                 |

### 22.1.3 Faculty of Business Studies & Finance

|   | Publication Category  | Number                                     |                   |
|---|---|--|-------------------|
|   |   | Published Local                            | Published Foreign |
| 1 | No. of publications in refereed indexed Journals including e-journals     | -  | 5                 |
| 2 | No. of publications in refereed non-indexed Journals including e-journals | -  | 2                 |
| 3 | Conference Proceedings  | 3.1 No. of papers published as full papers | 1                 |
|   |   | 3.2 No. of abstract publications           | 3                 |

### 22.1.4 Faculty of Livestock, Fisheries & Nutrition

|   | Publication Category  | Number                                     |                   |
|---|---|--|-------------------|
|   |   | Published Local                            | Published Foreign |
| 1 | No. of publications in refereed indexed Journals including e-journals     | 3  | 32                |
| 2 | No. of publications in refereed non-indexed Journals including e-journals | 1  | 2                 |
| 3 | Conference Proceedings  | 3.1 No. of papers published as full papers | 2                 |
|   |   | 3.2 No. of abstract publications           | 29                |
| 4 | No. of Book Chapters published  | 1  | 7                 |

### 22.1.5 Faculty of Technology

|   | Publication Category           | Number                                     |                   |
|---|--------------------------------|--|-------------------|
|   |                                | Published Local                            | Published Foreign |
| 3 | Conference Proceedings         | 3.1 No. of papers published as full papers | 3                 |
|   |                                | 3.2 No. of abstract publications           | -                 |
| 4 | No. of Book Chapters published | 2  | 1                 |

## 22.2 Details of Awards Received

| Faculty                          | Name/s of the recipient     | Award category | Name of the Award            | National/ International | Description of the award  | Name of the awardee and country        |
|----------------------------------|-----------------------------|----------------|------------------------------|-------------------------|---|--|
| Livestock, Fisheries & Nutrition | Dr. RGS Wijesekara          | Innovation     | iCAN 2019                    | International           | Herbal & molee based fruit ripening                                     | Toronto, Canada                        |
|                                  |                             | Innovation     | iCAN 2020                    | International           | Reuseable moisture absorbent paper                                      | Toronto, Canada                        |
|                                  | Dr.(Mrs.) JMKJK Premarathne | Research       | Presidential Awards          | National                | Scientific Publication  | National Research Council of Sri Lanka |
|                                  |                             | Research       | NRC Merit Awards             | National                | Scientific Publication  | National Research Council of Sri Lanka |
|                                  | Ms. RACH Senevirathne       |                | Young Youth Leadership Award | National                | Women Top 50, 9th Professional and Career Woman Awards, Sri Lanka, 2019 | Women in Management, Sri Lanka         |

## **23. Other Units & Centers**

*23.1 Library*

*23.2 Department of Physical Education*

*23.3 Career Guidance Unit*

*23.4 Staff Development Center*

*23.5 Medical Center*

*23.6 Information Communication Technology  
Center – Kuliyaipitiya Premises*

*23.7 Information Communication Technology  
Center – Makandura Premises*



## 23.1 Library



### 23.1.1 Background Information

The Library of the Wayamba University of Sri Lanka consists of two Libraries. One is serving for Faculty of Applied Sciences, Faculty of Business Studies & Finance, Faculty of Technology and Faculty of Medicine at Kuliypitiya premises and the other Library is serving for Faculty of Agriculture and Plantation Management and Faculty of Livestock, Fisheries & Nutrition at Makandura Premises.

### 23.1.2 Building

#### *The Library at Kuliypitiya*

The Library at Kuliypitiya was established in left side of the first floor of old administrative building. After shifting the administrative office of the University at the end of year 2008, the Library received other part of the building which expanded to the present Library. Now entire floor area of the Library building has 7,326 square feet approximately and capacity of seating is 91 seats.

#### *The Library at Makandura*

The Library at Makandura is situated in the middle of two Faculties and closer to the main road of the premises. The Library has a new separate single story building, the floor area of 7,200 square feet approximately and capacity of seating is 70 seats. The building was opened on 27<sup>th</sup> July 2006.

### 23.1.3 Library Orientations

Library Orientation Programmes were successfully completed for the new intake (2018/2019) of both premises as follows:

- Faculty of Technology: on 08<sup>th</sup>, 10<sup>th</sup> January 2019 at Main Library.
- Faculty of Applied Sciences: on 05<sup>th</sup>, 06<sup>th</sup> March 2019 at Main Library.
- Faculty of Business Studies and Finance: on 13<sup>th</sup>, 14<sup>th</sup>, 21<sup>st</sup>, 26<sup>th</sup>, 27<sup>th</sup>, 28<sup>th</sup> March and 1<sup>st</sup>, 04<sup>th</sup>, 08<sup>th</sup> April 2019 at Main Library.
- Faculty of Medicine: on 09<sup>th</sup> December 2019 at main Library
- Faculty of Livestock Fisheries and Nutrition: on 21<sup>st</sup> and 22<sup>nd</sup> February 2019
- Faculty of Agriculture and Plantation Management: on 11<sup>th</sup> and 30<sup>th</sup> January 2019

#### 23.1.4 Research and Publications

- Mr. W. Punyawardena, Acting Librarian has been published a research paper on **“National Heritage and Retrospective National Bibliography Activities in Sri Lanka”**, Abstracts of Wayamba University Research Congress – 2019 conducted by Senate Research and Higher Degrees Committee (WURC – 2019) on 11<sup>th</sup> July 2019.
- Mr. W. Punyawardena, Acting Librarian has been published a research paper on **“A Study on Retrospective National Bibliography Activities in Sri Lanka”**, Abstracts of National Conference on Library and Information Sciences (NACLIS) 2019 AT THE Foundation Institute on 27<sup>th</sup> July 2019.
- D.G.A.S. Malkanthi, Senior Assistant Librarian, K.G.I. Jayawardana, Senior Assistant Librarian, A.P.M.M.D.B. Dayananda, Assistant Librarian published a research paper on **“Abuse of Library Materials by the Undergraduate Students with Special Reference to Main Library, Wayamba University of Sri Lanka.”** Proceedings of 3<sup>rd</sup> International Conference on Library and Information Management, held on 26<sup>th</sup> - 27<sup>th</sup> November 2019, University of Kelaniya.

#### 23.1.5 Workshops Attended

- Mr. W. Punyawardena, Acting Librarian participated for the workshop on **“Research Indications, Scholarly Publication and Research Management”** organized by the Library, Uwa Wellassa University from 11<sup>th</sup> to 13<sup>th</sup> February 2019.
- Mrs. D.G.A.S.Malkanthi, Senior Assistant Librarian, Makandura Library, participated for the **Workshop on Research methodology and Statistics for Information Professions** conducted by University Librarians Association 06.02.2019.

- Ms. S. Pathiraja Assistant Registrar/Library Services participated in the National Conference on Library and Information Science (NACLIS2019) **“Revaluating Libraries: National Conversation on Value of Libraries”** organized by the Sri Lanka Library Association held at Sri Lanka Foundation Institute, Colombo on 27<sup>th</sup> June 2019.
- Ms. S. Pathiraja Assistant Registrar/Library Services participated in the Certificate Course on Research Proposal Development organized by the National Centre for Advanced Studies on 28<sup>th</sup> February 2019.
- Ms. S. Pathiraja Assistant Registrar/Library Services participated in the three days workshop on **“Essence of Public Procurement”** organized by Sri Lanka Institute of Development Administration on 29-07.2019 to 31-07-2019.
- Ms. R.A.R.D. Ranaweera, Library Attendant, Ms. G.P.S.C. Pathirana Library Attendant, Ms. P.A. M.K. Paragodaarachchi Library Attendant participate for a workshop on **“Library Housekeeping and Operation Supports”** held at Kelaniya University on 22<sup>nd</sup>-23<sup>rd</sup> July 2019 organized by the University Librarians Association.

### 23.1.6 Workshops/Training Programmes/Seminars Conducted

Conducted one-day workshop for the teacher librarians of Educational Zone in Kuliyaipitiya on 25<sup>th</sup> of October 2019 at the auditorium of zonal education office .The request was made by the Director of zonal Education. Eighty teacher librarians participated for this workshop and K .G .I. Jayawardana /Senior Assistant Librarian, A .P .M .M .D .B .Dayananda /Assistant Librarian attended as resource persons.

### 23.1.7 Registered Users

#### a). Library at Kuliyaipitiya

| Users                      | Till 31.12.2019 | In 2019 |
|----------------------------|-----------------|---------|
| <b>Students</b>            | 3,202           | 877     |
| <b>Academic Staff</b>      |                 |         |
| Permanent                  | 103             | 09      |
| Temporary                  | 57              | 22      |
| <b>Executive Staff</b>     | 24              | 02      |
| <b>Non- Academic Staff</b> | 202             | 22      |

**b). Library at Makandura**

| Users                       | Till 31.12.2019 | In 2019 |
|-----------------------------|-----------------|---------|
| <b>Students</b>             | 1,459           | 258     |
| <b>Academic Staff</b>       |                 |         |
| ➤ Permanent                 | 89              | 09      |
| ➤ Temporary                 | 163             | 35      |
| <b>Administrative Staff</b> | 17              | 04      |
| <b>Nonacademic Staff</b>    | 93              | 07      |

**23.1.8 Books and Periodical Vote**

**Library Allocation:** Books & Periodicals - Rs. 5,000,000.00 (5 million) – Main Library & Faculty Libraries

**23.1.9 Expenditure****a). Main Library at Kuliyaipitiya**

|                          |                                      |
|--------------------------|--------------------------------------|
| Books                    | Rs.4,631,109.58 - <b>452 Numbers</b> |
| Periodicals              | Rs. 5,130.00 - <b>01 Numbers</b>     |
| <b>Total Expenditure</b> | <b>Rs. 4,636,239.58</b>              |

**b). Library at Makandura**

|                          |                                      |
|--------------------------|--------------------------------------|
| Books                    | Rs. 1,827,435.02 - <b>85 Numbers</b> |
| Periodicals              | Rs. 4,600.00- <b>02 numbers</b>      |
| <b>Total Expenditure</b> | <b>Rs. 1,832,035.02</b>              |

**23.1.10 Book Stock****a). Library at Kuliyaipitiya**

Total Number of book stock as at 31.12.2019 according to the Accession Register as follows.

|  |        |
|--|--------|
| Total collection of the Library at Kuliyaipitiya | 40,391 |
| <b>Donations in the Year 2019</b> (No of Books)  | 638    |

**b). Library at Makandura**

|   |        |
|---|--------|
| Total collection of the Library at Makandura    | 19,718 |
| <b>Donations in the Year 2019</b> (No of Books) | 33     |

## 23.2 Department of Physical Education

### 23.2.1 Introduction

The Department of Physical Education is the key provider and the promoter of the best possible sports and recreation environment for the University Community. We consider that the high standards of health and fitness in both students and staff lead to an active cooperation in working environment and a healthier, happier and safer community.

Covering the period, the 1<sup>st</sup> January 2019 to 31<sup>st</sup> December 2019, this report marks the short memories of Department activities, their performances and drawbacks and includes among other matters and overview of the financial states in the context of creating value over time.

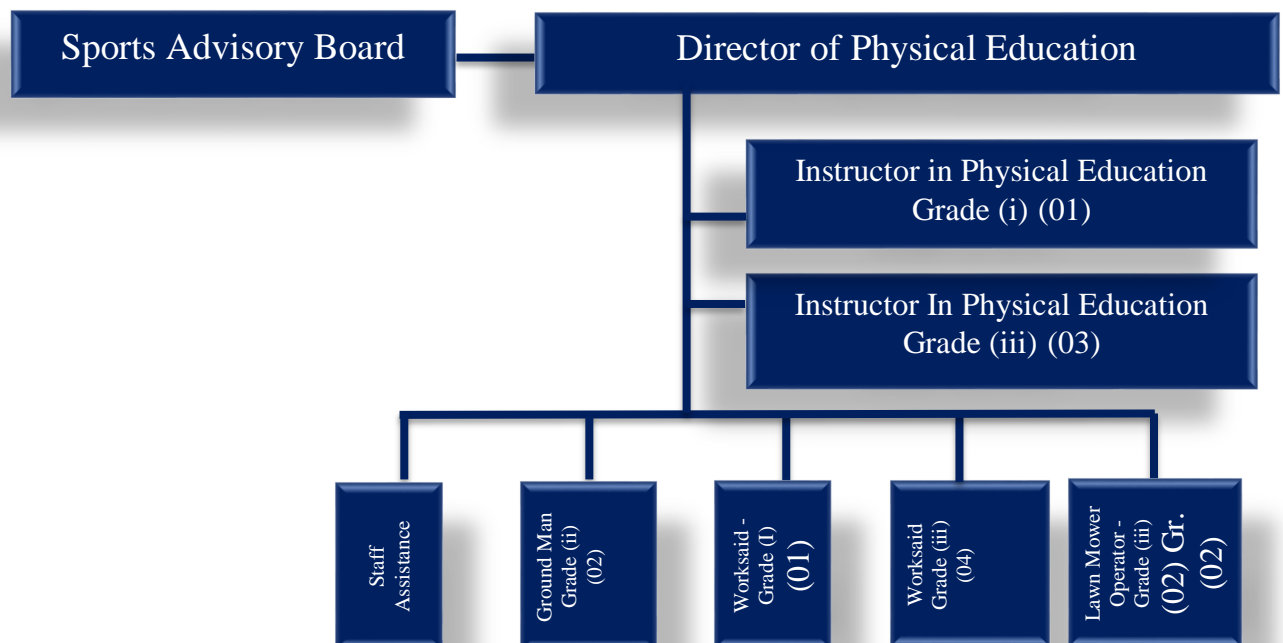
### 23.2.2 Vision

To develop physical, mental and sociological aspects of an individual to produce a well-balanced and healthy person to the society.

### 23.2.3 Mission

Using the Physical Education programs to achieve our vision.

### 23.2.4 Department of Physical Education Team Structure



### 23.2.5 Visiting Instructors

We obtained services from visiting instructors to further the following sports and also we conducted several coaching camps for these sports.

During 2019, our Department recruited fifteen qualified visiting instructors for our work force and they actively contributed to the coaching of following events.

| No | Sport         | Name                     | Qualifications                            |
|----|---------------|--------------------------|---|
| 1  | Badminton     | Mr.W.A.D.P.C. Wijethunga | University colors Holder                  |
| 2  | Basketball    | Mr. J.M.G.A. Jayasundara | Captain of Sri Lanka Police Team          |
| 3  | Carrom        | Mr. BDR. Kumara          | National Champion of Carrom               |
| 4  | Chess         | Mr. WVATD.Fernando       | Coach - School Level & Sports Clubs       |
| 5  | Cricket       | Mr. WGAR. Kumara         | Level 1 & Level 2 Sri Lanka Cricket Coach |
| 6  | Elle          | Mr. RAK. Danasiri        | Coach , A Grade Referee                   |
| 7  | Football      | Mr. SADU. Kumara         | FA cup Champion                           |
| 8  | Karate        | Mr. LRRJ. Herath         | International Black Belter                |
| 9  | Rugger        | Mr. BMBD. Bandara        | Qualified Level 02 Rugby Coach            |
| 10 | Swimming      | Mr. NMJK. Nawarathne     | Swimming Coach – Shilpashalika            |
| 11 | Table tennis  | Mr. TMKPB. Tennakoon     | Sports Officer                            |
| 12 | Taekwondo     | Mr. S.A.U.S. Fernando    | National Player and National Referee      |
| 13 | Weightlifting | Mr. PHI.Premarathne      | Coach – SL Navy team                      |
| 14 | Wrestling     | Mr. KPD. Priyantha       | Winner in National Sports Festival        |

### 23.2.6 Annual Programmes

#### *Inter Faculty Freshers' Championship - 2019*

Innovative solutions are required to engage young people in a new batch for sports activities when they footstep a new premise. By understanding these necessities the Department of Physical Education annually organized Inter Faculty Fresher's Championships to encourage fresher's students for University sports activities.

In this year also, Inter Faculty Freshers' Championships was organized by the department including 23 sports events for men and women teams.

- |                      |                        |                           |
|----------------------|------------------------|---------------------------|
| 01. Badminton (M/W)  | 02. Basketball (M/W)   | 03.Carrom (M/W)           |
| 04. Chess (M/W)      | 05. Cricket            | 06. Elle (M/W)            |
| 07. Football         | 08. Netball            | 09. Tag Rugby             |
| 10. Swimming (M/W)   | 11. Table tennis (M/W) | 12. Track and Field (M/W) |
| 13. Volleyball (M/W) | 14. Weightlifting      |                           |

It was held during 4<sup>th</sup> January to 10<sup>th</sup> January 2020 at Kuliypitiya and Makandura University premises.

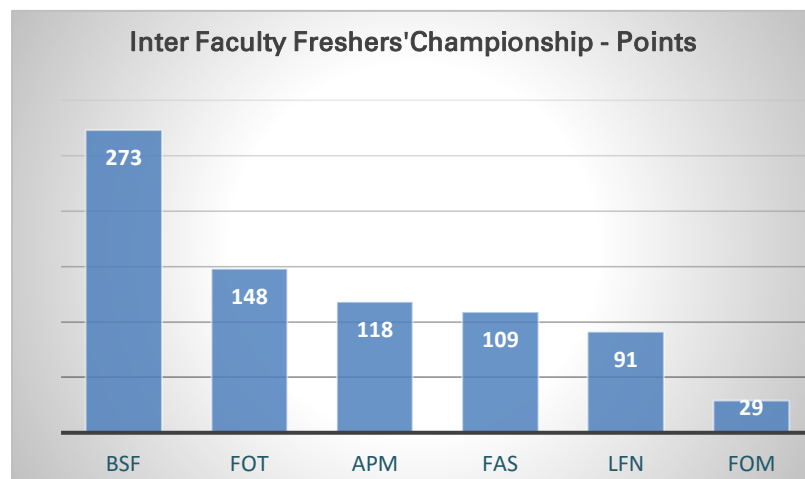
#### Table

Final Results.....

**Champion** - Faculty of Business Studies & Finance

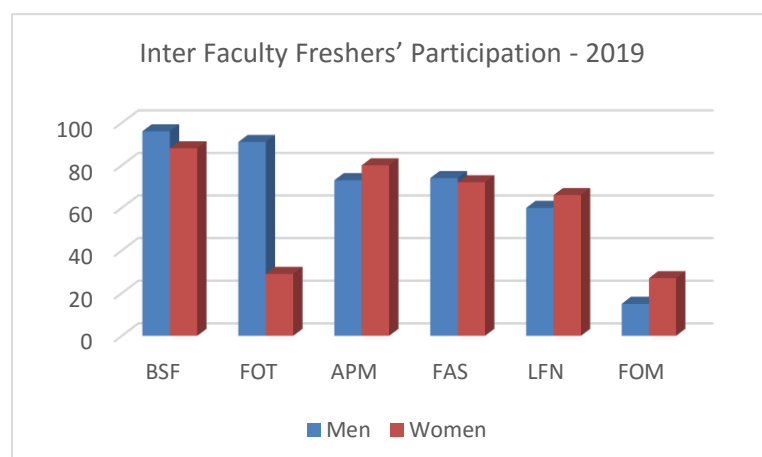
**1<sup>st</sup> Runner - up** - Faculty of Technology

**2<sup>nd</sup> Runner - up** - Faculty of Agriculture & Plantation Management



#### Inter Faculty Freshers' Participation – 2019

|                                     | BSF   | FOT   | APM   | FAS   | LFN   | FOM   |
|-------------------------------------|-------|-------|-------|-------|-------|-------|
| <b>Men</b>                          | 96    | 91    | 73    | 74    | 60    | 15    |
| <b>Women</b>                        | 88    | 29    | 80    | 72    | 66    | 27    |
| <b>Total</b>                        | 184   | 120   | 153   | 146   | 126   | 42    |
| <b>Total Number of Registration</b> | 536   | 161   | 225   | 179   | 152   | 72    |
| <b>Percentages of Participation</b> | 34.33 | 74.53 | 68.00 | 81.56 | 82.89 | 58.33 |



## Inter Faculty Championships - 2019

Inter Faculty Championships was held on 13<sup>th</sup> January to 2020 to 26<sup>th</sup> January 2020 at Kuliypitiya University premises and Makandura University Premises. Eighteen sports events were conducted for Inter Faculty Championship 2019.

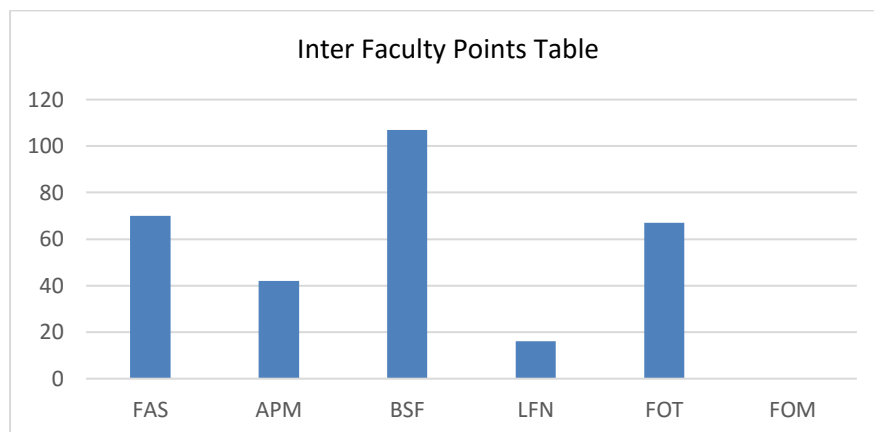
- |                      |                        |
|----------------------|------------------------|
| 01. Badminton (M/W)  | 08. Elle (M/W)         |
| 02. Carrom (M/W)     | 09. Netball            |
| 03. Cricket          | 10. Table tennis (M/W) |
| 04. Football         | 11. Volleyball (M/W)   |
| 05. Weightlifting    |                        |
| 06. Basketball (M/W) |                        |
| 07. Chess (M/W)      |                        |

Final Results.....

**Champion** - Faculty of Business Studies & Finance

**1<sup>st</sup> Runner - up** – Faculty of Applied Sciences

**2<sup>nd</sup> Runner - up** – Faculty of Technology

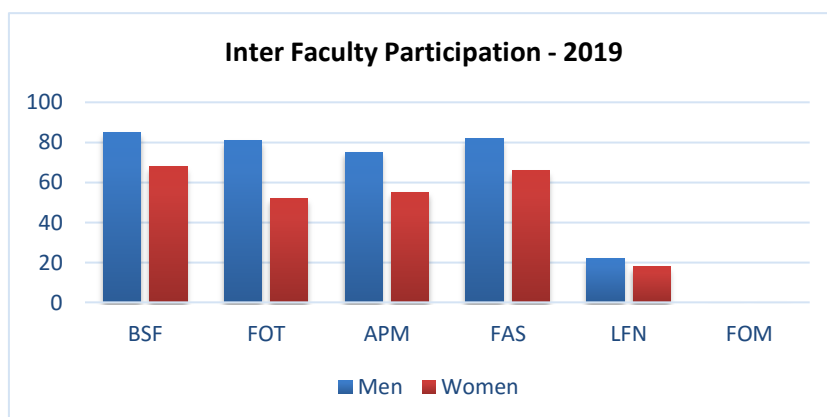


The percentage of the total students' participation for the Inter Faculty Championships, demarcate a value which is nearly represent the total crowd engaging in sports activities in the University. When considering this amount, it shows a low level.

The final results of the Inter Faculty Championships 2019 are as follows.



|                                     | <b>BSF</b> | <b>FOT</b> | <b>APM</b> | <b>FAS</b> | <b>LFN</b> | <b>FOM</b> |
|-------------------------------------|------------|------------|------------|------------|------------|------------|
| <b>Men</b>                          | 85         | 81         | 75         | 82         | 22         | 0          |
| <b>Women</b>                        | 68         | 52         | 55         | 66         | 18         | 0          |
| <b>Total</b>                        | 153        | 133        | 130        | 148        | 40         | 0          |
| <b>Total Number of Registration</b> | 2019       | 449        | 827        | 562        | 500        | 72         |
| <b>Percentages of Participation</b> | 7.58       | 29.62      | 15.72      | 26.33      | 8.00       | 0.00       |



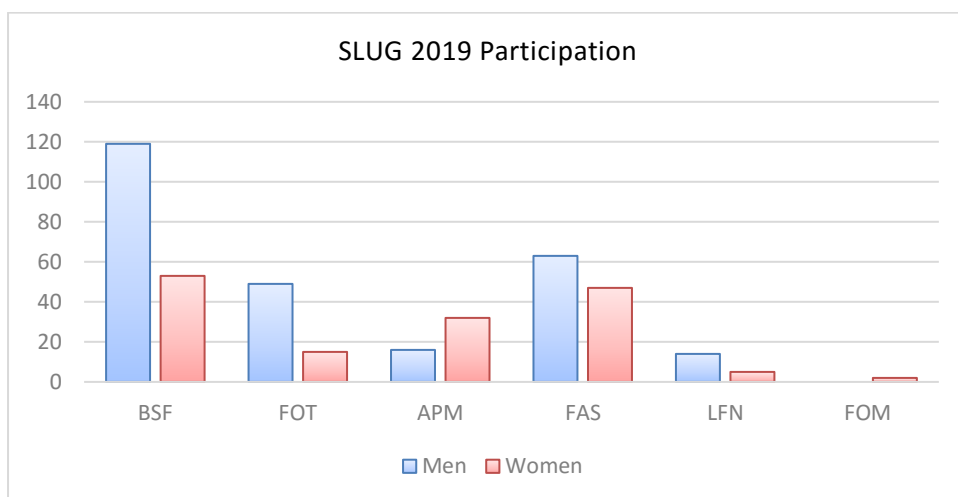
### Sri Lanka University Games - 2019

SLUG 2019 is the 13<sup>th</sup> in the series held once in three years with the participation of 14 national universities and is considered as the most prestigious sporting event among all the universities.

Slug 2019 is the hosted by the University of Ruhuna from the 27<sup>th</sup> August to 07<sup>th</sup> September 2019.

After an exciting two weeks of sporting action, University of Sri I Jayewardenepura, which showed some brilliant performance, remained at the top of the points table with total of 359 points

|                                     | <b>BSF</b> | <b>FOT</b> | <b>APM</b> | <b>FAS</b> | <b>LFN</b> | <b>FOM</b> |
|-------------------------------------|------------|------------|------------|------------|------------|------------|
| <b>Men</b>                          | 119        | 49         | 16         | 63         | 14         | 0          |
| <b>Women</b>                        | 53         | 15         | 32         | 47         | 5          | 2          |
| <b>Total</b>                        | 172        | 64         | 48         | 110        | 19         | 2          |
| <b>Total Number of Registration</b> | 2019       | 449        | 827        | 562        | 500        | 72         |
| <b>Percentages of Participation</b> | 8.52       | 14.25      | 5.80       | 19.57      | 3.80       | 2.78       |



### ***Achievements in Inter University Championships – 2019***

**Overall Achievement:** 9<sup>th</sup> place among 14 Universities.

### **Team Sports**

Carrom ( Women ) – Champion – Gold Medal

Volleyball (Men) –1<sup>st</sup> Runner- up – Silver Medal

Wrestling – Overall 1<sup>st</sup> Runner – up – Silver Medal

### **Individual Performances**

#### **Wrestling**

|                  |        |       |              |
|------------------|--------|-------|--------------|
| IGUS. Jayarathna | 154164 | 57kg  | Bronze Medal |
| PK. Sandaru      | 174431 | 86kg  | Bronze Medal |
| SANS. Jayasanka  | 164184 | 92kg  | Gold Medal   |
| DMN. Dissanayake | 164100 | 97kg  | Gold Medal   |
| JDSWUSS. Soysa   | 164426 | 125kg | Gold Medal   |

#### **Weightlifting**

|                  |        |      |            |
|------------------|--------|------|------------|
| RRWS. Rathnayake | 162620 | 81kg | Gold Medal |
|------------------|--------|------|------------|

#### **Karate (Women)**

|                     |        |       |              |
|---------------------|--------|-------|--------------|
| WKP. Wickramasinghe | 188567 | 61kg  | Gold Medal   |
| SMC.Sewwandi        | 184476 | 68kg  | Bronze Medal |
| EHS. Dilushani      | 174104 | >68kg | Bronze Medal |

**Taekwondo (Men) sparing**

|              |        |          |            |
|--------------|--------|----------|------------|
| WAA. Dilshan | 162010 | 54-58 kg | Gold Medal |
| MLMY. Arfath | 162510 | 80-87kg  | Gold Medal |

**Taekwondo (Women) sparing**

|             |        |         |              |
|-------------|--------|---------|--------------|
| KKTS. Silva | 162090 | 46-49kg | Bronze Medal |
|-------------|--------|---------|--------------|

**Road Race**

|                  |        |            |
|------------------|--------|------------|
| GACSW. Aracchchi | 179009 | Gold Medal |
|------------------|--------|------------|

**Track & Field (Men)**

|                 |        |       |            |
|-----------------|--------|-------|------------|
| GACSW. Arachchi | 179009 | 5000m | Gold Medal |
|-----------------|--------|-------|------------|

**Track & Field (Women)**

|              |        |             |              |
|--------------|--------|-------------|--------------|
| EMS. Upeksha | 179148 | Long jump   | Gold Medal   |
| EMS. Upeksha | 179148 | Triple jump | Bronze Medal |

**23.2.7 Other Tournaments**

During the reporting year, our students participated for following outside tournaments in the purpose of enhance their experiences and abilities.

- ❖ Inter University Invitational 7's Football Championship -2019
- ❖ Mora 7's Rugby Tournament – 2019
- ❖ Mora Smashes Table Tennis Championship – 2019
- ❖ Invitational Mora 6's Cricket Championship – 2019
- ❖ MORA SLAM Invitational University Carrom Tournament -2019
- ❖ MORA SHUTTERS'FEST Invitational University badminton Championship – 2019
- ❖ GRAND SLICERS Invitational Inter University Carrom Championship- 2019
- ❖ NSBM USSPORT Basketball Championship – 2019
- ❖ NSBM USSPORT Athletic Championship – 2019
- ❖ Invitational University Table Tennis Championship , 8<sup>th</sup> SIEG – 2019
- ❖ Invitational University Karate Championship , Battle of Fists – 2019
- ❖ Invitational University Carrom Championship , Grip to Grip – 2019
- ❖ Dual Athletic Championship -2019

- ❖ 51<sup>st</sup> National Carrom Championship- 2019
- ❖ Invitational University Baseball Championship 2019
- ❖ Senior National Karate Championship – 2019
- ❖ Vantage FA CUP Football Championship –2019
- ❖ Senior Novices Weightlifting Championship – 2019
- ❖ Division 111 National Cricket Tournament – 2019
- ❖ Buddhi International Chess Champinship - 2019

### **23.2.8 International Achievements**

#### **30<sup>th</sup> Summer Universiade 2019 –Napoli, Italy**

30<sup>th</sup> Summer Universiade was held from 3<sup>rd</sup> July 2019 to 14<sup>th</sup> July 2019 in Napoli in Italy. The summer Universiade is an International University sports and cultural event that is staged every two years in a different city. These games draw many thousand students –athletes together to compete, making it one of the largest multi-sports events and it's called second Olympic Games in the world. The event managed by the International University Sports Federation was organized by the Italian University Sports Federations.

UHBV Dilshan (156092) a students of the Faculty of Agriculture and Plantation Management and PI Sirisena (181057) a student Faculty of Medicine of Wayamba University of Sri Lanka took part in 30<sup>th</sup> Summer Universiade representing the Sri Lanka National University Table Tennis Team. Also EMS Upeksha (181057) a student of the Faculty of Technology represented the Sri Lanka National University Athletics team for this event.

16 officers participated in these games and they were selected by the Sri Lanka Universities Sports Association (SLUSA) considering their seniority and the knowledge of the relevant sports. Mr. RJ Wellassa Director, of Physical Education and Mrs. KAC Chathurangani, Instructor of Physical Education took part in these games as the coaches of Sri Lanka National University Taekwondo team and Sri Lanka National University Tennis team respectively

#### **23.2.9 Special Programs**

Our Department is committed to building a healthier and happier workforce to the society. Within that intend we offered some comprehensive programs for both students and the University staff.

### 23.2.10 Orientation Programs

The orientation programs were conducted for the new comers to deliver the idea on the scope of Department of Physical Education and further the vision and mission of the department, its career, accessibility in Physical Education activities and future benefits and trends in engaging sports activities in the University.

### 23.2.11 Academic Supporting Workshop

Our department conducted a Sport Science and Exercise workshop for the third year Sport Nutrition students group as requested by the Department of Applied Nutrition – Faculty of LFN.

It was a very good opportunity to enhance knowledge relating to their academic subjects.

### 23.2.12 Contribution of Regional Sports Development

We provide the sports services for regional sports enhancement mainly through conducting sports oriented programs and hiring sports equipment and facilities.

| Indoor Stadium Reservation |                                 |                         |                      |
|----------------------------|---------------------------------|-------------------------|----------------------|
| Date                       | Institute Or Company            | Event                   | Full day or Half day |
| 27.02.2019                 | BOC - Kuliyaipitiya             | Cricket, Elle, Athletic | Full day             |
| 09.01.2019                 | Iguruwatte School               | Gymnastic               | Full Day             |
| 10.01.2019                 | Iguruwatte School               | Gymnastic               | Full Day             |
| 16.02.2019                 | Mr. Sooriyarathne               | Karate                  | Full Day             |
| 16,17.05.2019              | Provincial Edu, Dpt             | Karate                  | Full Day             |
| 15.10.2019                 | Dhammissara N.S                 | Karate                  | Half Day             |
| 05.12.2019                 | Karate Association-<br>Wevagama | Karate                  | Half Day             |

| Ground Reservation |  |                         |                      |
|--------------------|--|-------------------------|----------------------|
| Date               | Institute or Company                     | Event                   | Full day or Half day |
| 11.04.2019         | Shilpa shalika                           | Athletic                | Full day             |
| 27.02.2019         | BOC - Kuliyaipitiya                      | Cricket, Elle, Athletic | Full day             |
| 10.03.2019         | Divisional Seretariat -<br>Kuliyaipitiya | Volleyball              | Full day             |
| 09,10.01.2019      | Kuliyaipitiya MMV.                       | Cricket                 | Full Day             |

### 23.2.13 Financial Statement

| No.                   | Description                          |                     | Amount (Rs.) |
|-----------------------|--------------------------------------|---------------------|--------------|
| 01                    | Inter Faculty Fresher’s Championship |                     | 51900.00     |
| 02                    | Inter Faculty Championship           |                     | 58600.00     |
| 03                    | Inter University Championships       |                     | 758980.36    |
| 04                    | Sports Goods                         |                     | 3524752.50   |
| 05                    | Reservation (Outside)                |                     | 155000.00    |
| 06                    | Sports Wear                          |                     | 775880.00    |
| 07                    | Practice & Practice Matches          |                     | 159563.25    |
| 08                    | Outside Tournaments                  | University Level    | -            |
|                       |                                      | National Level      | 123150.50    |
|                       |                                      | International Level | 1063000.00   |
| 09                    | Petty Cash                           |                     | 116947.05    |
| 10                    | SLUSA Subscription Fee & Entry Fee   |                     | 202500.00    |
| 11                    | Visiting Instructors’ Fee            |                     | 933437.00    |
| 12                    | Office Equipment’s                   |                     | 100740.00    |
| 13                    | National Federation Fees             |                     | 1500.00      |
| 14                    | Certificates                         |                     | 35000.00     |
| Total Annual Expenses |                                      |                     | 8060951.00   |

| No.          | Reservation Income | Amount (Rs.)    |
|--------------|--------------------|-----------------|
|              | Indoor             | 8500.00         |
|              | Ground             | 58000.00        |
| <b>Total</b> |                    | <b>66500.00</b> |



**SLUG XIII**  
ARE YOU READY?

**STANDINGS**  
**FINAL RESULTS**

| UNIVERSITY                        | WOMEN | MEN | OVERALL |
|-----------------------------------|-------|-----|---------|
| UNIVERSITY OF SRI JAYAWARDENEPURA | 152   | 207 | 359     |
| UNIVERSITY OF COLOMBO             | 153   | 170 | 323     |
| UNIVERSITY OF MORATUWA            | 114   | 188 | 302     |
| UNIVERSITY OF KELANIYA            | 131   | 152 | 283     |
| UNIVERSITY OF PERADENIYA          | 94    | 175 | 269     |
| SABARAGAMUWA UNIVERSITY           | 107   | 150 | 257     |
| UNIVERSITY OF RUHUNA              | 81    | 120 | 201     |
| UNIVERSITY OF JAFFNA              | 90    | 100 | 190     |
| WAYAMBA UNIVERSITY                | 76    | 96  | 172     |
| RAJARATA UNIVERSITY               | 54    | 97  | 151     |
| UVA WELLASSA UNIVERSITY           | 27    | 47  | 74      |

**SLUG 2019 CHAMPIONS**





UHBY. Dilshan (156092)



Pavani Sirisena (181057)



Shashani Upeksha (179148)



## **23.3 Career Guidance Unit**

### **23.3.1 Introduction**

The Career Guidance Unit (CGU) assists students in making a successful transition from their academic pursuits to their career Goals. CGU strives to provide a well-balanced variety of direct services, educational programs, and resource materials so students may:

- secure meaningful employment
- obtain internships
- pursue additional education consistent with their career goals

Undergraduates who are selected to participate in the project will go through personal development programs in the form of workshops and seminars on soft skills, entrepreneurship and other related areas, which are critical for their survival in the corporate world. Those who participate in these events only will be qualified for the Career Fair where both companies and students will meet in the form of personal interviews.

The Career Guidance Unit (CGU) of the Wayamba University of Sri Lanka was established on January, 2003 through the initiative of the University grant Commission (UGC), Sri Lanka with the objectives of enhancing the quality of university students' professional skills and soft skills, whilst strengthening the link between university students and the corporate sector. Since the establishment, CGU has been organizing events, facilitating this purpose and the unit is functioning directly under the Vice-chancellor.

### **23.3.1 Vision**

To empower and enhance our undergraduates to be equipped with the necessary professional and soft skills to achieve optimal career opportunities of the complex world of work, which may bring them lifelong education, economic prosperity, mental stability and the social mobility as the final goal.

### **23.3.2 Mission**

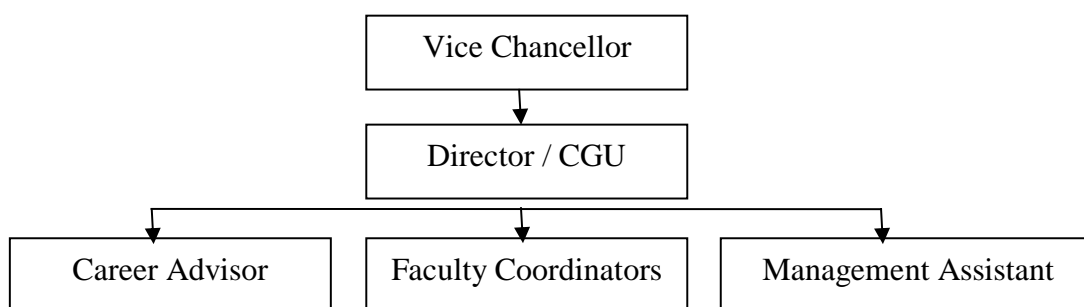
To organize and provide the students programs, facilitating them to improve their 21<sup>st</sup> century skills (soft skills), while the links with the corporate are being developed, to bring them up as qualitative professionals to become dynamic global citizens.



### 23.3.3 Objectives

- To organize various activities such as seminars/ workshops/ lectures/ training for career development.
- To help students make appropriate and realistic career choices and career directions.
- To motivate youth to contribute towards development of education.
- To guide students to develop their academic career interest in line with their short or long term goals.
- To develop a database of online job training opportunities and job placement.
- To manage and providing information regarding scholarship/training/ jobs and learning opportunities.
- To help students prepare for interview, CV preparation and develop their communication skills.

### 23.3.4 Our Organization Structure



### 23.3.5 Staff Positions

| Staff position              | Name                          |
|-----------------------------|-------------------------------|
| Director of Career Guidance | Dr. H.M.A. Herath             |
| Career Adviser              | Mr. S. D. Gamini Jayasooriya  |
| Management Assistant        | Mr. N. P. Sanjeewa Janakasiri |

In addition, four coordinators have been appointed from each faculty as follows

| Name of Coordinator            | Name of the Faculty                            |
|--------------------------------|--|
| Dr. (Mrs.) J.A.A.C. Wijesinghe | Faculty of Agriculture & Plantation Management |
| Dr. A. Dharmawardhana          | Faculty of Applied Sciences                    |
| Dr. (Ms.) Menaka Kodisinghe    | Faculty of Business Studies & Finance          |
| Dr. (Ms.) Shamali Peiris       | Faculty of Livestock, Fisheries & Nutrition    |
| Dr. Upaneth Liyanaarachchi     | Faculty of Technology                          |
| Ms. Pavithra                   | Faculty of Medicine                            |

### 23.3.6 Training / Awareness Programs Conducted by CGU – 2019

#### 01. TWO DAYS OUTBOUND TRAINING – SOFT SKILLS DEVELOPMENT CAMP (FLFN)

##### *Resources and Technical Collaboration:*

National Youth Corps

|                        |   |
|------------------------|---|
| Date                   | 31 <sup>st</sup> January and 01 <sup>st</sup> February 2019 |
| Focal Area             | Employability Skills Enhancement                            |
| Target group           | First year undergraduate of FLFN                            |
| Number of Participants | 160 Students  |
| Venue                  | National Youth Corps Training Center at Naula               |

#### 02. VOLUNTEER HOSPITAL CLEANING PROGRAM - FAPM

##### *Resources and Technical Collaboration:*

Dr. Bandara Gajanayake

|                        |                                  |
|------------------------|----------------------------------|
| Date                   | 01 <sup>st</sup> February 2019   |
| Focal Area             | Employability Skills Enhancement |
| Target group           | First year undergraduate of FAPM |
| Number of Participants | 230 Students                     |
| Venue                  | Sandalankawa Hospital            |

### 03. WAYAMBA JOB FAIR – 2019 MAKANDURA PROGRAMME

***Resources and Technical Collaboration:***

Government & Private Organization

|                        |  |
|------------------------|--|
| Date                   | 18 <sup>th</sup> March 2019                  |
| Focal Area             | Employability Skills Enhancement             |
| Target group           | Graduate and Undergraduate of the University |
| Number of Participants | 250 Students                                 |
| Venue                  | Makandura Premises                           |

### 04. SOFT SKILLS DEVELOPMENT PROGRAMME - 01

***Resources and Technical Collaboration:***

Employers Federation of Ceylon

|                        |                                   |
|------------------------|-----------------------------------|
| Date                   | 22 <sup>nd</sup> March 2019       |
| Focal Area             | Employability Skills Enhancement  |
| Target group           | First year undergraduate students |
| Number of Participants | 120 Students                      |
| Venue                  | Makandura Premises                |

### 05. FIELD VISIT – SLIMLINE FACTORY VISIT - 01

***Resources and Technical Collaboration:***

Employers Federation of Ceylon and MAS Slimline

|                        |                                   |
|------------------------|-----------------------------------|
| Date                   | 22 <sup>nd</sup> March 2019       |
| Focal Area             | Employability Skills Enhancement  |
| Target group           | First year undergraduate students |
| Number of Participants | 120 Students                      |
| Venue                  | Makandura Premises                |

## 06. FIELD VISIT – SLIMTEX FACTORY VISIT - 02

### ***Resources and Technical Collaboration:***

Employers Federation of Ceylon and MAS Slimtex Division

|                        |                                   |
|------------------------|-----------------------------------|
| Date                   | 22 <sup>nd</sup> March 2019       |
| Focal Area             | Employability Skills Enhancement  |
| Target group           | First year undergraduate students |
| Number of Participants | 120 Students                      |
| Venue                  | Makandura Premises                |

## 07. SOFT SKILLS DEVELOPMENT PROGRAMME - 02

### ***Resources and Technical Collaboration:***

Nestle Lanka pvt, Ltd (Anchor Lanka)

|                        |                                   |
|------------------------|-----------------------------------|
| Date                   | 03 <sup>rd</sup> April 2019       |
| Focal Area             | Employability Skills Enhancement  |
| Target group           | First year undergraduate students |
| Number of Participants | 210 Students                      |
| Venue                  | Makandura Premises                |

## 08. SOFT SKILLS DEVELOPMENT PROGRAMME - 03

### ***Resources and Technical Collaboration:***

Fonterra Lanka pvt, Ltd (Anchor Lanka)

|                        |                                   |
|------------------------|-----------------------------------|
| Date                   | 03 <sup>rd</sup> April 2019       |
| Focal Area             | Employability Skills Enhancement  |
| Target group           | First year undergraduate students |
| Number of Participants | 210 Students                      |
| Venue                  | Makandura Premises                |

## 09. PRE JOB FAIR WORKSHOP

### ***Resources and Technical Collaboration:***

John Keells Foundation

|                        |  |
|------------------------|--|
| Date                   | 18 <sup>th</sup> July 2019                   |
| Focal Area             | Employability Skills Enhancement             |
| Target group           | Graduate and Undergraduate of the University |
| Number of Participants | 400 Students                                 |
| Venue                  | Kuliyapitiya Premises                        |

## 10. WAYAMBA JOB FAIR – 2019 KULIYAPITIYA PROGRAMME

### ***Resources and Technical Collaboration:***

Government & Private Organization

|                        |  |
|------------------------|--|
| Date                   | 19 <sup>th</sup> July 2019                   |
| Focal Area             | Employability Skills Enhancement             |
| Target group           | Graduate and Undergraduate of the University |
| Number of Participants | 400 Students                                 |
| Venue                  | Kuliyapitiya Premises                        |

## 11. ENRICHING THE UNIVERSITY LIFE, EXPERIENCE SHARING & CAREER DEVELOPMENT

### ***Resources and Technical Collaboration:***

Mr. Lahiru Gunasekara – Academic Head of Business Faculty, NSBM University

Mr. Dilhan Fernando – Deputy General Manager HR, Brandix Apparel Solutions Ltd.

Mr. Sameera Liyanage – Business Develop & Research Executive, Vallibel One Plc

|                        |                                  |
|------------------------|----------------------------------|
| Date                   | 23 <sup>rd</sup> July 2019       |
| Focal Area             | Employability Skills Enhancement |
| Target group           | Undergraduate of FAS             |
| Number of Participants | 100 Students                     |
| Venue                  | Kuliyapitiya Premises            |

## 12. WORKSHOP ON “OBA ASIRIMATH”

### ***Resources and Technical Collaboration:***

Department of Manpower and Employment

|                        |  |
|------------------------|--|
| Date                   | 20 <sup>th</sup> , 21 <sup>st</sup> and 22 <sup>nd</sup> August 2019 |
| Focal Area             | Employability Skills Enhancement                                     |
| Target group           | Undergraduate of all Faculties                                       |
| Number of Participants | 45 Students  |
| Venue                  | Kuliyapitiya Premises  |

## 13. UPADHIDHARI VYAWASAYA UDANAYA – BUSINESS PROPOSAL WRITING PROGRAMME

### ***Resources and Technical Collaboration:***

National Enterprise Development Authority - NEDA

|                        |  |
|------------------------|--|
| Date                   | 05 <sup>th</sup> September 2019              |
| Focal Area             | Entrepreneurship Skills Development          |
| Target group           | Graduate and Undergraduate of the University |
| Number of Participants | 60 Students                                  |
| Venue                  | Kuliyapitiya Premises                        |

## 14. STRESS RELIEF WITH MUSIC THERAPY FIRST PROGRAM - 01

### ***Resources and Technical Collaboration:***

Dr. H.A.W.S. Gunathilaka, Senior Lecturer, FAPM

|                        |                                   |
|------------------------|-----------------------------------|
| Date                   | 16 <sup>th</sup> October 2019     |
| Focal Area             | Employability Skills Enhancement  |
| Target group           | Second Year Undergraduate of FAPM |
| Number of Participants | 29 Students                       |
| Venue                  | Makandura Premises                |

## 15. UPADHIDHARI VYAWASAYA UDANAYA – BUSINESS PROPOSAL REVIEW PROGRAMME

### ***Resources and Technical Collaboration:***

National Enterprise Development Authority - NEDA

|                        |                                     |
|------------------------|-------------------------------------|
| Date                   | 23 <sup>rd</sup> October 2019       |
| Focal Area             | Entrepreneurship Skills Development |
| Target group           | Undergraduate of the University     |
| Number of Participants | 30 Students                         |
| Venue                  | Kuliyapitiya Premises               |

## 16. HOW TO PLAN YOUR CV FIRST PROGRAM

### ***Resources and Technical Collaboration:***

Major. S.D. Gamini Jayasooriya, Career Advisor, CGU

|                        |                                     |
|------------------------|-------------------------------------|
| Date                   | 23 <sup>rd</sup> October 2019       |
| Focal Area             | Entrepreneurship Skills Development |
| Target group           | First year Undergraduate of FAPM    |
| Number of Participants | 250 Students                        |
| Venue                  | Makandura Premises                  |

## 17. STRESS RELIEF WITH MUSIC THERAPY SECOND PROGRAM - 02

### ***Resources and Technical Collaboration:***

Dr. H.A.W.S. Gunathilaka, Senior Lecturer, FAPM

|                        |                                   |
|------------------------|-----------------------------------|
| Date                   | 23 <sup>rd</sup> October 2019     |
| Focal Area             | Employability Skills Enhancement  |
| Target group           | Second Year Undergraduate of FAPM |
| Number of Participants | 150 Students                      |
| Venue                  | Makandura Premises                |

## 18. HOW TO PLAN YOUR CV SECOND PROGRAM

### ***Resources and Technical Collaboration:***

Major. S.D. Gamini Jayasooriya, Career Advisor, CGU

|                        |                                     |
|------------------------|-------------------------------------|
| Date                   | 20 <sup>th</sup> November 2019      |
| Focal Area             | Entrepreneurship Skills Development |
| Target group           | Second Year Undergraduate of FAPM   |
| Number of Participants | 200 Students                        |
| Venue                  | Makandura Premises                  |

## 19. DIRECT INTERVIEW - KULIYAPITIYA

### ***Resources and Technical Collaboration:***

MAS Intimate, Casual Line, Mawathagama

|                        |                                   |
|------------------------|-----------------------------------|
| Date                   | 27 <sup>th</sup> November 2019    |
| Focal Area             | Graduate Placement                |
| Target group           | Fourth Year Undergraduates of FAS |
| Number of Participants | 40 Students                       |
| Venue                  | Kuliyapitiya Premises             |

## 20. AWARENESS ON ENTERPRISES RESOURCE PLANNING – ERP SYSTEM

### ***Resources and Technical Collaboration:***

Mr. Priyantha Palapathwala, Director, MEASA Consulting Pvt, Ltd

|                        |  |
|------------------------|--|
| Date                   | 03 <sup>rd</sup> December 2019               |
| Focal Area             | Entrepreneurship Skills Development          |
| Target group           | Faculty CG and Implant Training Coordinators |
| Number of Participants | 20 Staff Members                             |
| Venue                  | Kuliyapitiya Premises                        |



### 23.3.7 Program Summary of the year

CGU was able to conduct Twenty-Two (20) activities for the students of Six Faculties during the year 2019.

| <b>Name of the Faculty</b>                     | <b>No. of activities conducted</b> |
|--|------------------------------------|
| Faculty of Agriculture & Plantation Management | 10                                 |
| Faculty of Applied Sciences                    | 01                                 |
| Faculty of Livestock, Fisheries & Nutrition    | 01                                 |
| Two Faculties at Makandura premises            | 01                                 |
| Two Faculties at Kuliyaipitiya premises        | 03                                 |
| Four Faculties of the University               | 04                                 |
| <b>Total</b>                                   | <b>20</b>                          |

### 23.3.8 Benefits and Opportunities for the participated students from our programs in 2019

- Leadership Trainings
- Students Company Programs
- Out bound Training
- Industrial Training
- Job Placement
- CV Writing
- Personal Counseling
- Students Database
- Job Fair
- Personality / Attitude Development

### 23.3.9 Special Achievements of the year 2019

- Organized two Job fairs for both premises
- Conducted 20 programs during the year

### 23.3.10 Programmed Developments in 2020

- **Human Resources Developments for the Staff of the CGU**
  - Involving research activities
  - Attending new training and development programs
  - Involving the higher education and field visits
  - Expand the cadre position

➤ **Physical Resources Developments**

| Item                               | Qty. |
|------------------------------------|------|
| 1. Laptop                          | 03   |
| 2. Washroom                        | 01   |
| 3. Books racks                     | 02   |
| 4. Steel Cupboard (6' X 4' X 1.5') | 02   |

➤ **New Programs for the Students**

- Mock interviews with digital recording
- Social responsibility programs & Services
- Involving the field trip & researches
- Networking Students information
- Entrepreneur skills development programs
- Join with the Job recruitment agencies

Career Guidance Unit conducted the Twenty-Two (20) Programs in 2019. From these programs our students were able to increase their following personal skills.

- Positive Attitude
- Innovative
- Enthusiastic
- Creative
- Flexible
- Resourceful
- Energetic
- Capable
- Self-motivated
- Tactful
- Responsible
- Enterprising
- Imaginative
- Disciplined
- Strong work ethic
- Honest
- Sense of humor



### 23.3.11 Total Expenditure for the all Programs for the year 2019

| No | Program Name  | Expenditure<br>from CGU<br>Allocation (Rs.) |
|----|---|---|
| 1  | Two Days Outbound Training - (FLFN)                       | 402,475.00                                  |
| 2  | Volunteer Hospital Cleaning Program – (FAPM)              | -   |
| 3  | Wayamba Job Fair – 2019 Makandura Programme               | 99,510.00                                   |
| 4  | Soft Skills Development Programme - 01                    | -   |
| 5  | Field Visit – Slimline Factory Visit - 01                 | -   |
| 6  | Field Visit – Slimtex Factory Visit - 02                  | -   |
| 7  | Soft Skills Development Programme - 02                    | -   |
| 8  | Soft Skills Development Programme - 03                    | -   |
| 9  | Pre Job Fair Workshop                                     | 4,775.00                                    |
| 10 | Wayamba Job Fair – 2019 Kuliyaipitiya Programme           | 129,385.00                                  |
| 11 | Enriching the University Life, Experience Sharing         | 13,690.00                                   |
| 12 | Workshop on “Oba Asirimath”                               | -   |
| 13 | Upadhidhari Vyawasaya Udanaya – Business Proposal Writing | 14,780.00                                   |
| 14 | Stress Relief with Music Therapy First Programme          | -   |
| 15 | Upadhidhari Vyawasaya Udanaya – Business Pro; Revi;       | -   |
| 16 | How to Plan your CV First Programme                       | -   |
| 17 | Stress Relief with Music Therapy Second Programme         | -   |
| 18 | How to Plan your CV Second Programme                      | -   |
| 19 | Direct Interview – (Kuliyaipitiya)                        | 540.00                                      |
| 20 | Awareness on Enterprises Resource Planning – ERP System   | 1,810.00                                    |
|    | <b>Total</b>  | <b>666,965.00</b>                           |

## 23.4 Staff Development Center



The Staff Development Center serves Academic, Academic Support, Administrative and Non-academic staff for the development of their careers professionally. It is located at the Makandura Premises of the University.

### *Special Programmes Conducted by the Staff Development Center in the year 2019*

| Programme Name  | To whom                                  |
|---|--|
| Certificate Course on Staff Development (150-hour Cours – 18 Weeks) – 11 <sup>th</sup> Intake<br><b>Duration – from 19<sup>th</sup> July 2019 to 22<sup>nd</sup> May 2020</b>                                 | Probationary Academic Staff              |
| Professionals Diploma in Teaching Technology & Methodology (30 week course) – 8 <sup>th</sup> Intake<br><b>Duration – from 18<sup>th</sup> November 2018 to 01<sup>st</sup> September 2019</b>                | Outside Candidates<br>Fee Levying Course |
| Higher Diploma in Teaching Methodology & Education Management – 2 <sup>nd</sup> Intake<br><b>Duration – from 18<sup>th</sup> November 2018 to 01<sup>st</sup> September 2019 + 12 weeks Teaching practice</b> | Outside Candidates<br>Fee Levying Course |

Certain Modules in the CCSD program were offered to Senior Academic Staff Members too on the specified dates.

## 23.5 Medical Center



There were two functioning medical centers in Wayamba University of Sri Lanka. The both Medical Centers in Kuliypitiya and Makandura premises played a key role in promoting health in Wayamba University in 2019 as it was done in 2018.

While Kuliypitiya Medical center comprised of most of the basic facilities which were needed for the

treatment of students and staff members, construction of Makandura Medical Center stage II was in progress.

The staff of Kuliypitiya premises was the same as year 2018 which comprises of one nurse, one public health inspector, one pharmacist, one stenographer; one attendant Medical center in Makandura premises got the same staff without Computer Application Assistant. In the year 2019, one Worksaid has been assigned to the Medial Center in Kuliypitiya premises.

Since November 2019 there was one medical officer who covered up the duty of both medical centers. All new batches of faculties were given a lecture on general health and medicals at the commencement of the courses.

The medical certificates of newly appointed University staff and newly entered students for the year 2018/2019 were certified by the Medical Officer. Medical Examinations were done for the students who were selected for the sports events and Canteen workers.

Other than treating minor ailments of students and staff medical center played a major role in prevention of diseases and health education of University students. There were many health promotion programmes done in year 2019.

1. Mass screening programme for thalassemia
2. Health Education Programme on community health and sexually transmitted diseases.
3. Sterilization Programme for Stray Dogs and Cats
4. Anti-Rabies Vaccinations Programme
5. Filaria Screen Test
6. Annual Food Sampling and Water Sampling Programme
7. Insecticide Spraying Programme conducted to the all Staff and student Hostels for Mosquito controlling measures.
8. Fogging programme conducted for Adult Mosquito control measures (Three Times)

In general, the medical staff as a team was able to help the total University community both at Kuliypitiya and Makandura premises within its limits during the year 2019.

## **23.6 Information Communication Technology Center – Kuliapitiya Premises**

### **23.6.1 Introduction**

Information Communication Technology (ICT) Center is the primary provider of computing and information technology and multimedia, video and photography resources, services, and support to Kuliapitiya Premises of Wayamba University of Sri Lanka. It provides IT training programs for students, staff, and external professionals and students to improve on the demanding IT skills. It is committed to the support of academic activities by promoting on-campus information literacy, and by providing a suitable information technology environment. To ensure the smooth proceeding of educational and research activities, the center also offers comprehensive services using the latest advances in information technology. These services include running servers (web, Intercom and LMS), maintaining the networks that form the university's IT infrastructure, promoting e-learning initiatives such as computerization of teaching materials and the use of learning management systems, and providing support to departments and units in order make their information and data available online.

### **23.6.2 Training /Awareness Programmes**

- Diploma for internal students at Faculty of Applied Sciences and Faculty of Business Studies and Finance.
- Diploma in Information Technology for external students (fee levying)
- Short-term training programs for government and non-government organizations.
- Short training programs for the staff members.
- Learning Management System awareness programmes.
- Subject related workshops for internal students in Faculty of Applied Sciences, Faculty of Business Studies and Finance, Faculty of Technology and Faculty of Medicine.

### **23.6.3 Laboratory Facilities to Faculty of Applied Sciences and Faculty of Business Studies and Finance**

The Center has three laboratories. The largest one occupies 40 PCs and other two laboratories contain 20 PCs in each. The laboratories are open from 8.00 am to 8.00 pm during the weekdays and 8.00 am to 4.00 pm on Saturdays.

#### 23.6.4 Staff Positions

|                                  |   |    |
|----------------------------------|---|----|
| System Engineer                  | - | 01 |
| Instructor – Computer Technology | - | 01 |
| Lecturer - Computer Technology   | - | 01 |
| Technical Officer                | - | 02 |
| Management Assistant             | - | 02 |
| Lab Attendants                   | - | 02 |
| Works aid                        | - | 01 |

#### 23.6.5 Progress during the Year

- Update and maintain the University website.
- Successfully completed the 5<sup>th</sup> Diploma Programme for the external students.
- Expansion of wireless network and intercom facilities.
- Upgraded fiber optical cabling with the aid of Sri Lanka TELECOM at Kuliypitiya premises to cover all the buildings to setup faster and reliable computer network facilities.
- Provide photography and videography facilities for University events.
- Live web casting of main University functions including convocation and symposiums.
- Developed web applications and web sites for events and activities including 5<sup>th</sup> Symposium of Accounting and Finance Research (SACFIRE 2019), 8<sup>th</sup> International Economic Research Conference (SLERC), Inventory Management System of the University, Student Result Management System.
- Facilitate online examinations through LMS for all the departments.

#### 23.6.6 Constrains

- Lack of capital allocation for providing infrastructure facilities for the staff members.
- Insufficient space to expand the Laboratory space in par with increase in both internal students due to establishment of new faculties and external student members.
- The center is located in an extremely old building that is not suitable for the IT center and the vital and expensive equipment it contains.

- Since the building is beyond the point of repairing, it largely prevents the expansion of proper service provisions and hinders the services provided by the staff members and their safety and wellbeing.

### **23.6.7 Suggestions for Further Development**

- Since the current building is very old and not suitable for the purpose, a new building is required for the ICT Center, Kuliyaipitiya.
- Increase the number of academic staff with the increase in student demand due to establishment of new faculties.
- As the ICT infrastructure is expanded in the Kuliyaipitiya premises from only two faculties to four, the on-time maintenance and services requires additional office staff such as Technical Officers, System Developers, and Web Developers.
- Workshops for outsiders.
- Expand the laboratory area to compensate the increase in the internal and external student intake.
- Expand the wireless network.
- Staff Training.
- Training students for General ICT Certification Test.
- Setting up a Student-Based company which undertakes external projects in software development / computer networking and information systems development.
- Increase the services and knowledge areas offered to the internal as well as the external students in keeping up with the demand.

### **23.6.8 Any other Relevant Information**

As there are vast number of opportunities and demand for ICT knowledge and services, work towards transforming the ICT center as an ICT Knowledge and Services Center for Wayamba University of Sri Lanka as well as for the general public. The ICT center is one of the key points for public engagement as well as providing an educational interface to the public. To enhance these interfacing activities, it is highly recommended to reallocate the ICT center to a new building facility to expand its services, community engagement as well as to protect its equipment.



## **23.7 Information Communication Technology Center – Makandura Premises**

### **23.7.1 Introduction**

The ICT Centre of Wayamba University of Sri Lanka, Makandura premises was established to cater the knowledge on Information Technology for students to meet the challenges in rapidly developing communication system in their relevant field. It will facilitate to acquire computer literacy and to perform their career hereafter.

The ICT Centre is continued to offer courses on Information Technology and Advanced Computer Applications to the Faculty of Agriculture and Plantation Management and course on Information Technology to the Faculty of Livestock Fisheries and Nutrition. For statistics related courses conducted by the Departments are supported by the ICT Centre especially for practical. Further, two courses, Information Technology and e-Commerce and Management Information Systems are conducted to the students of External Degree of Plantation Management. The Centre now expands its services by offering several IT related course for the benefits of the people in North-Western Province.

The ICT Centre is opened from 8.00 am to 8.00 pm in week days, 8.00 am to 5.00 pm on weekends. In examination period, opening duration is 8.00 am to 10.00 pm on week days.

### **23.7.2 Training /Awareness Programmes**

- Completed the ninth intake of Certificate Course in Computer Applications & Skills
- Completed the seventh intake of Diploma in Information Technology
- Eleventh intake of Certificate Course in Computer Applications & Skills was started
- Ninth intake of Diploma in Information Technology was started

### **23.7.3 Research Activities**

- HACK Jayathilake is working on the research titled “A model for sustainable knowledge transfer in rural communities: Case of export agriculture farmers, Sri Lanka”. Fund was received by the Wayamba University Research Grant (Grant No: SRHDC/RP/04/18-06) to conduct the research.

- WKGKS Weerasinghe is working on the research “Readiness of Advanced Level Teachers to Integrate Information Communication Technologies to the Learning Environment of Government Schools in Sri Lanka”. Fund was received by the Wayamba University Research Grant (Grant No: SRHDC/RP/04/18-05) to conduct the research titled.

#### 23.7.4 Publications

- Lakshika, M. P. G. D., Vithanage, S. D., Jayasinghe-Mudalige, U. K., Jayathilake, H. A. C. K., Thiel, F. and Amarasinghe, P. H. (2019). “Organic Fertilizer Producers in Sri Lanka: An Assessment of Constraints Along the Value Chain”, International Research Symposium (IRCWU), Uwa Wellassa University, Badulla, 7 – 8 February 2019
- LDRD Perera, WD Samanwickrama, L Munasinghe, Effective Feature Reduction for Classifying IoT Security Threats Using One Class – SVM, July 2019, Conference: Wayamba University Research Congress 2019, Wayamba University of Sri Lanka.
- H.W. H. Premachandra, N. Chathuranga, C. Rathnawardhana, M. Nowfeek, C. Jayawardena "AllY: Early Warning System for Asthma Patients based on IoT and AI", SLAAI International Conference on Artificial Intelligence - 2019, held at Sabaragamuwa University of Sri Lanka on 12<sup>th</sup> Dec. 2019

#### 23.7.5 Staff Positions

|                                       |   |    |
|---------------------------------------|---|----|
| Senior Lecturer - Computer Technology | - | 02 |
| System Engineer                       | - | 01 |
| Instructor – Computer Technology      | - | 02 |
| Assistant Network Manager             | - | 01 |
| Technical Officer                     | - | 02 |
| Management Assistant                  | - | 01 |
| Lab Attendants                        | - | 01 |
| Works aid                             | - | 01 |

### 23.7.6 Progress during the Year

- Internet backup link installation from dialog. LEARN provided dialog 100Mbps VPLS backup link to the premises.
- Established a local internet link via Dialog network as a backup of 100Mbps from 2019 Aug onwards.
- Expanded the campus wide area network to main security office at the front gate and Sugaladevi girls' hostel using a fiber core link in 2019

### Items Purchased in Year 2019

| Item   | Quantity | Amount     |
|--|----------|------------|
| Photo copier Toshiba e2809A                          | 1        | 106,950.00 |
| Eternal Hard disk Toshiba 1TB                        | 6        | 63,000.00  |
| Mini Display to USB converter                        | 5        | 14,500.00  |
| Mini Display to HDMI converter                       | 5        | 15,000.00  |
| UPS Techfine 6kVA                                    | 2        | 302,000.00 |
| Desktop computer HP 280G4 with LED Monitor           | 2        | 245,800.00 |
| UPS BHP 1.2kVA                                       | 2        | 19,000.00  |
| Air conditioner BG-48 000BTU split type wall mounted | 2        | 554,622.00 |
| Desktop computers Dell Optilex 3070 with LED monitor | 5        | 573,700.00 |
| Laminating machine A3-330                            | 1        | 15,500.00  |
| Camera flash Godox Thinklite TTL                     | 1        | 25,200.00  |
|  |          | 1,935,272  |

### 23.7.7 Constrains

Lecture halls and Staff rooms are not available as required.

### 23.7.8 Suggestions for Further Development

- A new building has proposed for the ICT Center, including computer laboratories, lecture halls and staff rooms as the space in the present ICT Center is not enough to serve the increased number of students annually. Therefore, newly proposed building has to be put up as early as possible.
- New carders for a computer instructor, a lab attendant, and a lab laborer are also necessary.

### 23.7.9 Any other Relevant Information

- HACK Jayathilake attended One-month **Advance Seminar on International Express Mail Services Cooperation** in Chongqing University of Posts and Telecommunications (CQUPT), 20<sup>th</sup> November 2019 – 20<sup>th</sup> December 2019. Chongqing, China.
- WD Samanwickrama attended a workshop on “Asia pacific Advanced Network 47th Meeting” which held during February 18 ~ 22, 2019 in Daejeon Convention Center, Korea.
- Mr. H.W.H. Premachandra Coordinated / Conducted / Participated an International Workshop on Use of Raspberry-Pi device for Robotics and Image Processing, on Feb held at Shibaura Institute of Technology (SIT), Tokyo, Japan, where eleven participants from Wayamba University of Sri Lanka (WUSL) including five Staff Members were participated. This workshop was held in 14<sup>th</sup> to 21<sup>st</sup> February 2019, as the 4<sup>th</sup> time, under the Academic Exchanges and Co-operation Program (MOU) Between SIT and WUSL. Workshop was fully sponsored by SIT and each participants were provided a scholarship of 80,000 JPY (Equivalent to Rs. 140,000/=) by SIT which gains a total benefits worth of approximately 1.8 Million rupees including the expenses that SIT bared for the workshop this time.
- Mr. H.W.H Premachandra Participated/co-chaired the SLAAI International Conference on Artificial Intelligence - 2019, held at Sabaragamuwa University of Sri Lanka on 12<sup>th</sup> Dec. 2019, and served the conference as the Publicity & Logistics co-chair.
- EMDS Ekanayake attended a workshop on "Campus Network Best Practices" organized by LEARN from 11th - 15th March 2019.

## **24. Accounts 2019**

*24.1 Details of Recurrent Expenditure*

*24.2 Details of Capital Expenditure*

*24.3 Details of Financial Progress (Expenditure)*

*24.4 Details of Financial Progress (Generated Income)*

*24.5 Financial Performance Analysis – 2019*

*24.6 Cost per Student by Faculty 2015-2019*

*24.7 Details of Infrastructure Development Projects in 2019*

*24.8 Details of Project Expenditure (Local Funded) - 2019*

## 24.1 Details of Recurrent Expenditure

| Subject                 | 2018 Rs.             | 2019 Rs.             |
|-------------------------|----------------------|----------------------|
| a. Personal Emoluments  | 926,452,712          | 1,344,674,849        |
| b. Travelling           | 4,393,267            | 799,977              |
| c. Supplies             | 37,832,559           | 46,991,492           |
| d. Maintenance          | 19,314,903           | 18,494,246           |
| e. Contractual Services | 167,247,496          | 180,090,930          |
| f. Other                | 36,104,724           | 41,327,500           |
| <b>Total</b>            | <b>1,191,345,661</b> | <b>1,632,378,994</b> |

## 24.2 Details of Capital Expenditure

| Subject                         | 2018 Rs.             | 2019 Rs.             |
|---------------------------------|----------------------|----------------------|
| a. Rehabilitation & Improvement | 38,673,349           | 68,012,769           |
| b. Acquisition of Assets        | 121,382,281          | 116,397,651          |
| c. Construction Projects        | 960,924,854          | 66,673,012           |
| d. Other Capital Grants         | 128,160,087          | 896,212,253          |
| <b>Total</b>                    | <b>1,249,140,571</b> | <b>1,147,295,685</b> |

## 24.3 Details of Financial Progress (Expenditure)

| Subject                     | Provision in 2019 Rs. | Expenditure in 2019 Rs. | Savings /Excess Rs.  |
|-----------------------------|-----------------------|-------------------------|----------------------|
| a. Recurrent Except Project | 1,455,750,000         | 1,632,378,994           | (176,628,994)        |
| b. Capital Except Project   | 1,166,950,000         | 1,147,295,685           | 19,654,315           |
| <b>Total</b>                | <b>2,622,700,000</b>  | <b>2,779,674,679</b>    | <b>(156,974,679)</b> |

## 24.4 Details of Financial Progress (Generated Income)

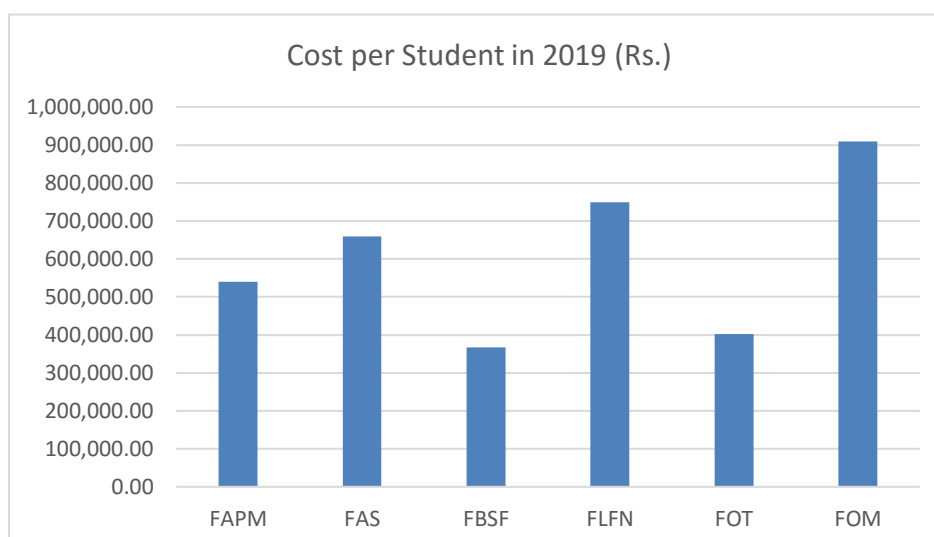
| Source of Revenue        | Collection in 2019 Rs. |
|--------------------------|------------------------|
| a. Undergraduate Studies | 24,912,675             |
| b. Postgraduate Studies  | 25,914,500             |
| c. Consultancies         | -                      |
| d. Other                 | 20,948,741             |
| <b>Total</b>             | <b>71,775,916</b>      |

## 24.5 Financial Performance Analysis - 2019

| Subject                                   | Formula                      | Expenditure Per Student Rs. |
|---|------------------------------|-----------------------------|
| a. Recurrent Expenditure per Student (RE) | RE / No. of Student strength | 372,009.80                  |
| b. Capital Expenditure per Student (CE)   | CE/ No. of Student strength  | 261,462.10                  |
| <b>Total</b>                              |                              | <b>633,471.90</b>           |

## 24.6 Cost per Student by Faculty 2015 - 2019 (including Mahapola & Bursary payments)

| Faculty                             | Cost Per Student (Rs.) |            |            |            |            |
|-------------------------------------|------------------------|------------|------------|------------|------------|
|                                     | 2015                   | 2016       | 2017       | 2018       | 2019       |
| Agriculture & Plantation Management | 406,468.16             | 470,620.67 | 506,440.03 | 490,862.26 | 540,372.25 |
| Applied Sciences                    | 401,273.56             | 475,765.32 | 475,217.09 | 549,859.29 | 658,761.55 |
| Business Studies & Finance          | 251,089.50             | 299,503.71 | 333,602.10 | 332,053.95 | 366,804.19 |
| Livestock, Fisheries & Nutrition    | 489,186.51             | 552,471.34 | 622,529.89 | 628,017.33 | 749,292.36 |
| Technology                          | -                      | -          | -          | 394,210.35 | 402,444.38 |
| Medicine                            | -                      | -          | -          | 394,644.66 | 909,502.95 |



## 24.7 Details of Infrastructure Development Projects in 2019

| Name of the Project   | Approved Cabinet Total Cost Estimate (TCE) Rs. | Physical Progress |
|---|--|-------------------|
| Construction & Completion of 04 Blocks of Staff Quarters at Kuliyaipitiya & Makandura Premises                                | 43,165,457                                     | 100%              |
| Design & Construction of Faculty Building Stage III – Faculty of Agriculture & Plantation Management , Makandura Premises     | 176,000,000                                    | 100%              |
| Design & Construction of Laboratory Building to Introduce Engineering Technology Degree Programme – Kuliyaipitiya Premises    | 209,070,000                                    | 100%              |
| Design & Construction of extension to the Faculty Building - Faculty of Livestock, Fisheries & Nutrition , Makandura Premises | 200,579,800                                    | 20%               |



## 24.8 Details of Project Expenditure (Local Funded) – 2019

| Project Name  | Awarded Price Rs. | Expenditure as at 31.12.2018 Rs. | Expenditure in 2019 Rs. | Cumulative Exp as at 31.12.2019 | % of Physical Progress |
|---|-------------------|----------------------------------|-------------------------|---------------------------------|------------------------|
| Faculty Building Stage III (Final) - Faculty of Livestock, Fisheries & Nutrition - Makandura Premises | 133,700,000       | 124,861,538.80                   | 24,414,071.26           | 149,275,610.06                  | 100%                   |
| Extension to the Faculty Building - Faculty of Livestock, Fisheries & Nutrition - Makandura Premises  | 200,579,800       | -                                | 38,000,000.00           | 38,000,000.00                   | 20%                    |
| Gymnasium   | 223,210,000       | 191,862,483.93                   | 33,033.00               | 191,895,516.93                  | 100%                   |
| Nano Technology Laboratory  | 30,000,000        | 18,318,601.77                    | 1,282,053.92            | 19,600,655.69                   | 100%                   |
| Construction & Completion of 4 Blocks of Staff Quarters – Kuliyaipitiya & Makandura Premises          | 43,165,457        | 45,616,751.42                    | 2,247,904.30            | 47,864,655.72                   | 100%                   |
| Laboratory Building to Introduce Engineering Technology Degree Programme- Kuliyaipitiya Premises      | 209,070,000       | 159,431,728.36                   | 56,022,932.08           | 215,454,660.44                  | 100%                   |
| Faculty Building Stage III - Faculty of Agriculture & Plantation Management - Makandura Premises      | 176,000,000       | 152,269,339.21                   | 25,000,000.00           | 177,269,339.21                  | 100%                   |
| Faculty of Medicine   | 2,000,800,000     | 1,025,043,226.86                 | 768,649,517.90          | 1,793,692,744.76                | 90%                    |

# **Financial Statements**

**2019**

# WAYAMBA UNIVERSITY OF SRI LANKA

## FINANCIAL STATEMENTS

### FOR THE YEAR ENDED 31<sup>ST</sup> DECEMBER 2019

| <b>INDEX</b>   | <b>PAGE<br/>NO.</b> |
|--|---------------------|
| The statutory report on the financial statement of the Wayamba University of Sri Lanka.                          | - 01 - 04           |
| Statement of the financial position as at 31 <sup>st</sup> December 2019 of the Wayamba University, Kuliypitiya. | - 05 - 06           |
| Statement of financial performance for the year ended 31 <sup>st</sup> December 2019                             | - 07                |
| Statement of changes in net assets for the year for the year ended 31 <sup>st</sup> December 2019                | - 08 - 09           |
| Cash Flow Statement for the year ended 31 <sup>st</sup> December 2019  | - 10 - 12           |
| Notes to the Accounts of the Wayamba University for the year 2019.   | - 13 - 22           |
| <b>NOTES :</b> Cash at Bank  | Note 01 - 23        |
| Savings Deposits   | Note 02 - 23        |
| Trade & Other Receivables  | Note 03 - 24        |
| Stocks   | Note 04 - 24        |
| Advances to Staff  | Note 05 - 24        |
| Capital Advances   | Note 06 - 24        |
| Advances for Services & Supplies   | Note 07 - 25        |
| Other Current Assets   | Note 08 - 25        |
| Investments – Long term  | Note 09 - 25        |
| Property, Plant & Equipment  | Note 10 - 26 - 27   |
| Capital Work in Progress   | Note 11 - 28 - 29   |

|  |         |           |
|--|---------|-----------|
| Loans to Staff   | Note 12 | - 30      |
| Sundry Creditors   | Note 13 | - 30      |
| Deposits   | Note 14 | - 30      |
| Expense Creditors  | Note 15 | - 30      |
| Other Liabilities  | Note 16 | - 31 – 33 |
| Provision for Gratuity   | Note 17 | - 34      |
| Capital Spent Grant  | Note 18 | - 34      |
| Un Spent Capital Grant   | Note 19 | - 35      |
| Special Grants & Donation  | Note 20 | - 36      |
| Programme Development Fund   | Note 21 | - 36      |
| Endowment Funds  | Note 22 | - 37      |
| Special Fund   | Note 23 | - 37      |
| Interest from Investment   | Note 24 | - 38      |
| Miscellaneous Receipts   | Note 25 | - 38      |
| Personnel Emoluments   | Note 26 | - 39      |
| Contingent Assets  | Note 27 | - 39      |
| Related Party Transactions   | Note 28 | - 39      |
| Statement of Recurrent Expenditure (Programme wise)for the year 2019 |         | - 40 – 44 |
| Statement of Recurrent Expenditure (Project wise) for the year 2019  |         | - 45 – 62 |
| Statement of the Comparison of Budget & Actual Amounts 2019          |         | - 63      |

මගේ අංකය  
உமது இலக்கம்  
Your No.

මගේ අංකය  
எனது இலக்கம்  
My No.

දිනය  
திகதி  
Date



දුරකථන  
தொலைபேசி  
Telephone

ෆැක්ස්  
தொலைநகல்  
Fax

ඊ-මේල්  
மின்னஞ்சல்  
e-mail

ශ්‍රී ලංකා වයඹ විශ්වවිද්‍යාලය  
இலங்கை வயம்ப பல்கலைக்கழகம்;  
**WAYAMBA UNIVERSITY OF SRI LANKA**

උපකුලපති කාර්යාලය

உபவேந்தர் காரியாலயம்;

Office of the Vice-Chancellor

The Auditor-General  
Auditor-General's Department,  
No 306/72,  
Polduwa Rd,  
Battaramulla.

Dear Sir,

**FINANCIAL STATEMENTS OF WAYAMBA UNIVERSITY OF SRI LANKA FOR THE YEAR 2019**

I have a great pleasure in submitting the Financial Statements of **Wayamba University of Sri Lanka**, for the year ended 31<sup>st</sup> December 2019, in terms of Sections 106 (1) and 107 (b) of the Universities' Act No.16 of 1978 and subsequent amendments incorporated into it thereafter, and in terms of the Finance Act No.38 of 1971.

The Financial Statements for the year 2019 were prepared within the stipulated statutory time limit as given in the Public Finance Circular No. PF/PE/21 of 24.05.2002 issued by the Secretary to the Treasury, Public Enterprises Circular 03/2013 dated 02.10.2013 issued by the Department of Public Enterprises, Finance Circular Letter No. 03/2014 and No 02/2018 issued by University Grant Commission and in accordance with the section 107 (b) of the Universities' Act No.16 of 1978 and subsequent amendments incorporated into it thereafter.

The Statutory report of the Vice-Chancellor that should be submitted along with the Financial Statements is also annexed herewith.

Yours faithfully,

17/02/2020

**PROF. E.M.P. EKANAYAKE**  
VICE-CHANCELLOR

VICE-CHANCELLOR

WAYAMBA UNIVERSITY OF SRI LANKA  
KULIYAPITIYA

- Cc:
1. The Secretary/ Ministry of Higher Education, Technology & Innovation,
  2. The Chairman/ University Grants Commission
  3. Director General/ National Budget Dept., General Treasury
  4. Director General/ Treasury Operation Dept., General Treasury
  5. The Asst. Auditor General/ Asst. Auditor-General's Department, Kurunegala
  6. Chief Financial Officer/ Ministry of Higher Education, Technology & Innovation
  7. Accountant/ University Grants Commission.

**WAYAMBA UNIVERSITY OF SRI LANKA**  
**FINANCIAL STATEMENTS 2019**

**THE STATUTORY REPORT ON FINANCIAL STATEMENTS OF THE**  
**WAYAMBA UNIVERSITY OF SRI LANKA FOR THE YEAR 2019 IN**  
**KEEPING WITH THE REQUIREMENT SPECIFIED IN SECTION 13(6) OF**  
**THE FINANCE ACT NO.38 OF 1971.**

1. These Financial Statements have been prepared and submitted in terms of Sections 106 (1) and 107 (b) of the Universities Act No.16 of 1978 and amendments incorporated into it thereafter and in terms of the Finance Act No. 38 of 1971.

(i) The presentation and interpretation of Financial Statements have been done by maintaining consistency and adhering Sri Lanka Accounting Standards for public sector organization and generally accepted Accounting practices which are usually followed in presenting Financial Statements of a University.

**A FINANCIAL HIGHLIGHTS**

**(1) Govt. Grants**

|   |           | <b>2019</b>          | <b>2018</b>          |
|---|-----------|----------------------|----------------------|
| Government Grant for Recurrent Expenditure – (Treasury) | Rs.       | 1,455,750,000        | 1,084,000,000        |
| Government Grant for Mahapola Scholarship               | Rs.       | 29,225,200           | 77,236,600           |
| Government Grant for Bursary                            | Rs.       | 27,665,200           | 20,993,700           |
| Capital 101 Rehabilitation & Improvement                | Rs.       | 64,150,000           | 40,000,000           |
| Capital 102 Acquisition of Assets                       | Rs.       | 100,000,000          | 124,700,000          |
| Capital 103 Construction Projects                       | Rs.       | 71,800,000           | 965,400,000          |
| Other Capital Grant – (Treasury)                        | Rs.       | 7,000,000            | 13,600,000           |
| Other Capital Grant – (UGC)                             | Rs.       | 672,000,000          | 125,000,000          |
| Other Capital Grant – (AHEAD)                           |           | 252,000,000          | -                    |
|   | <b>Rs</b> | <b>2,679,590,400</b> | <b>2,450,930,300</b> |

**WAYAMBA UNIVERSITY OF SRI LANKA**  
**FINANCIAL STATEMENTS 2019**

(2) Extension Courses and Other Grants

|   |            | <b>2019</b>       | <b>2018</b>       |
|---|------------|-------------------|-------------------|
| <b><u>Postgraduate Courses</u></b>                |            |                   |                   |
| MBA Programme - BSF                               | <b>Rs.</b> | 10,017,250        | 15,727,525        |
| Postgraduate Diploma - BSF                        | <b>Rs.</b> | 15,897,250        | 11,690,000        |
| <b><u>External Degree Courses</u></b>             |            |                   |                   |
| External Degree in Plantation Mgt. – Makandura    | <b>Rs.</b> | 24,912,675        | 21,343,250        |
| <b><u>Diploma Courses</u></b>                     |            |                   |                   |
| Diploma in English                                | <b>Rs.</b> | 1,217,841         | 9,355,600         |
| Diploma in Insurance – BSF                        | <b>Rs.</b> | 90,000            | 3,839,025         |
| Higher Diploma In Insurance                       | <b>Rs.</b> | 8,500             | 2,386,500         |
| Diploma In Information Technology                 | <b>Rs.</b> | 4,944,000         | 3,763,400         |
| Diploma In Software Application                   | <b>Rs.</b> | 312,935           | 4,074,470         |
| Diploma In Banking & Finance                      | <b>Rs.</b> | 19,700            | 3,200             |
| Diploma In Food Business & Marketing              | <b>Rs.</b> | 1,371,500         | 220,000           |
| Diploma In Business Management                    | <b>Rs.</b> | 1,832,000         | 1,090,000         |
| Higher Diploma In Teach Method and EDU Management | <b>Rs.</b> | 745,250           | 853,500           |
| <b><u>Certificate Courses</u></b>                 |            |                   |                   |
| External Computer Course – Makandura              | <b>Rs.</b> | 1,448,000         | 5,073,000         |
| External Training Courses                         | <b>Rs.</b> | 1,870,000         | 705,000           |
| <b><u>Research Grants</u></b>                     |            |                   |                   |
| NSF Grant   | <b>Rs.</b> | 6,966,515         | 3,178,803         |
| CARP Project                                      | <b>Rs.</b> | 122,500           | 585,639           |
| U.G.C ( Post Graduate Research )                  | <b>Rs.</b> | -                 | 2,388,232         |
| <b>TOTAL</b>                                      | <b>RS.</b> | <b>71,775,916</b> | <b>86,277,144</b> |

- (2) Excess of Income over Expenditure in the year 2019 was Rs. 205,502,778 where as this figure for the year 2018 was Rs. (159,337,064).
- (3) Balance to be recovered from the loans and advances paid to employees for this University is Rs.52,356,940 where as the last year Rs. 54,111,555.
- (4) The value of the restricted funds invested by the University as at the date of the Statement of Financial Position was Rs. 176,717,265 where as the amount for the year 2018 was Rs. 162,731,154.

**WAYAMBA UNIVERSITY OF SRI LANKA**  
**FINANCIAL STATEMENTS 2019**

(5) Internal Source of Income

| <b>2018<br/>Rs.</b> | <b>2019<br/>Rs.</b> | <b>Change<br/>Rs.</b> | <b>Change as a<br/>%</b> |
|---------------------|---------------------|-----------------------|--------------------------|
| 28,898,723          | 30,442,138          | 1,543,415             | 5.34%                    |

a. Closing balances of the Bank Accounts maintained by the University as shown in the Statement of Financial Position have been reconciled with the relevant cash books. The respective Banks were requested to send in their confirmation of balances direct to the Auditor General. This amount is equal to the short term commitments.

b. The stock value shown in the Statement of Financial Position amounting to Rs.32,462,258 was arrived on physical verification of stores. This verification was done in order to establish the ownership, existence and the value of the items including the manner in which the accounting records are maintained for stock items. Verified balances of Stocks have taken into Books of Accounts

c. The value of capital work in progress as shown in the Statement of Financial Position was Rs. 2,979,574,730. Valuation of capital work in progress was also carried out in keeping with the Sri Lanka Accounting Standards.

d. The balance shown in the Accumulated fund for the year 2019 is Rs. (279,199,989) when compared to Rs. (131,004,158) for the year 2018 and it is necessary to note the following information in respect of the depreciation for the year 2019.

Application of the concept of depreciation in Annual Accounts, as given in the UGC Circular No.649 of 5th October, 1995 is followed in the year under review. The total Depreciation value for the year 2019 is Rs.464,780,818.

e. The provision of Rs.313,507,677 is made for retirement gratuity as at 31<sup>st</sup> December 2019. The provisions are made according to the gratuity act and the directives given by the University Grants Commission. An equal investment for this provision is unavailable.

**B      BUDGETARY CONTROL**

The Programme Budget was used as an effective Financial Management tool during the year.



**WAYAMBA UNIVERSITY OF SRI LANKA**  
**FINANCIAL STATEMENTS 2019**

**C. RECONCILIATION OF CONTROL ACCOUNTS**

All control accounts have been reconciled and the detail schedules are prepared and submitted along with the financial statement

**GENERAL**

In conclusion, I must state that the University was confronted with many difficulties as a result of price escalations and numerous other uncontrollable factors during the year 2019. However, despite of all these obstacles the university endeavored in every possible manner to shoulder the responsibility to successfully achieve its goals in academic and non-academic programmes of higher education planed for the year 2019.

  
17/02/2020

**PROF. E.M.P. EKANAYAKE**  
VICE-CHANCELLOR  
17<sup>th</sup> February 2020.

# WAYAMBA UNIVERSITY OF SRI LANKA

## STATEMENT OF FINANCIAL POSITION AS AT 31ST DECEMBER 2019

|                                  |             | AS AT<br>31 ST DECEMBER 2019 | AS AT<br>31 ST DECEMBER 2018 |
|----------------------------------|-------------|------------------------------|------------------------------|
|                                  |             | Rs:                          | Rs:                          |
| <b>ASSETS</b>                    |             |                              |                              |
| <b>Current Assets</b>            | <b>Note</b> |                              |                              |
| Cash at Bank                     | 1           | 178,775,949                  | 126,533,590                  |
| Savings Deposit                  | 2           | 5,262,197                    | 10,713,728                   |
| Trade and Other Receivables      | 3           | 4,211,238                    | 1,375,753                    |
| Inventories/ Stocks              | 4           | 32,462,258                   | 36,532,573                   |
| Prepayments                      |             | 2,692,876                    | 3,211,345                    |
| Advances to Staff                | 5           | 129,550                      | 128,100                      |
| Capital Advances                 | 6           | 73,278,026                   | 259,197,564                  |
| Advances for Services & Supplies | 7           | 2,980,083                    | 397,113                      |
| Other Current Assets             | 8           | 13,949,937                   | 10,708,722                   |
|                                  |             | <b>313,742,113</b>           | <b>448,798,487</b>           |
| <b>Non-Current Assets</b>        |             |                              |                              |
| Investments- Long Term           | 9           | 176,717,265                  | 162,731,154                  |
| Property, Plant and Equipment    | 10          | 5,772,768,308                | 4,913,765,471                |
| Capital Work in Progress         | 11          | 2,979,574,730                | 2,143,847,017                |
| Loans to Staff                   | 12          | 52,356,940                   | 54,111,555                   |
|                                  |             | <b>8,981,417,243</b>         | <b>7,274,455,196</b>         |
| <b>Total Assets</b>              |             | <b>9,295,159,356</b>         | <b>7,723,253,683</b>         |
| <b>LIABILITIES</b>               |             |                              |                              |
| <b>Current Liabilities</b>       |             |                              |                              |
| Sundry Creditors                 | 13          | 242,531,066                  | 241,395,931                  |
| Deposits                         | 14          | 1,725,179                    | 1,445,200                    |
| Expense Creditors                | 15          | 55,170,833                   | 51,117,041                   |
| Others                           | 16          | 288,839,057                  | 277,752,714                  |
|                                  |             | <b>588,266,134</b>           | <b>571,710,886</b>           |
| <b>Non-Current Liabilities</b>   |             |                              |                              |
| Provision for Gratuity           | 17          | 313,507,677                  | 159,201,070                  |
|                                  |             | <b>313,507,677</b>           | <b>159,201,070</b>           |
| <b>Total Liabilities</b>         |             | <b>901,773,811</b>           | <b>730,911,956</b>           |
| <b>Total Net Assets</b>          |             | <b>8,393,385,545</b>         | <b>6,992,341,727</b>         |

|  |    | AS AT<br>31ST DECEMBER 2019 | AS AT<br>31ST DECEMBER 2018 |
|--|----|-----------------------------|-----------------------------|
|  |    | Rs:                         | Rs:                         |
| <b>NET ASSETS/ EQUITY</b>              |    |                             |                             |
| Accumulated Fund                       |    | (279,199,989)               | (131,004,158)               |
| Revaluation Reserves                   |    | 1,416,645,179               | 1,452,873,085               |
| Capital -Spent Capital Grant           | 18 | 1,567,937,753               | 1,843,822,582               |
| Capital -Spent Grant/ Work In Progress |    | 2,979,574,730               | 2,143,847,017               |
| Unspent Capital Grant                  | 19 | 81,946,192                  | 55,679,411                  |
| Special Grant & Donation               | 20 | 2,472,351,224               | 1,507,990,957               |
|  |    | <b>8,239,255,089</b>        | <b>6,873,208,894</b>        |
| <b>Reserves &amp; Restricted Funds</b> |    |                             |                             |
| Programme Development Funds            | 21 | 81,928,879                  | 55,389,397                  |
| Endowment Fund                         | 22 | 1,497,153                   | 1,485,680                   |
| Special Fund                           | 23 | 70,704,424                  | 62,257,756                  |
|  |    | <b>154,130,456</b>          | <b>119,132,833</b>          |
| <b>Total Net Assets/ Equity</b>        |    | <b>8,393,385,545</b>        | <b>6,992,341,727</b>        |

The Bursar certifies that the financial statements have been prepared in compliance with requirements of the Sri Lanka Accounting Standards for Public Sector Institutions as laid down by the Institute of Chartered Accountants of Sri Lanka, Finance Act No.38 of 1971 & Universities Act No. 16 of 1978.

.....  
(Mr. D.A.U. Dharmadasa)  
Bursar  
17<sup>th</sup> February, 2020

Bursar  
Wayamba University of Sri Lanka  
Kuliyaipitiya

The University Council is responsible for the preparation and presentation of these financial statements. These financial statements were authorized for issue by the chairman on behalf of the University Council on 24<sup>th</sup> February 2020.

.....  
(Prof. E.M.P. Ekanayake)  
Vice-Chancellor  
Chairman- University Council

VICE-CHANCELLOR  
WAYAMBA UNIVERSITY OF SRI LANKA  
KULIYAPITIYA

.....  
(Mr. W.A.D. Chithrananda)  
Registrar  
Secretary- University Council

W A Don Chithrana  
Registrar  
Wayamba University Of  
Kuliyaipitiya

Signed for on behalf of the Council

.....  
Mr. W.A.U. Wijesinghe  
Council Member

.....  
Mr. Supun Adikari  
Council Member

The Accounting policies and notes as set out pages 13 to 39 form an integral part of these financial statements.

# WAYAMBA UNIVERSITY OF SRI LANKA

## STATEMENT OF FINANCIAL PERFORMANCE FOR THE YEAR ENDED 31ST DECEMBER 2019

|   | THIS YEAR<br>2019    | LAST YEAR<br>2018    |
|---|----------------------|----------------------|
|   | Rs:                  | Rs:                  |
| <b>Revenue</b>                              |                      |                      |
| Government Grant for Recurrent Expenditure  | 1,455,750,000        | 1,084,000,000        |
| Government Grant for Students Bursaries     | 27,665,200           | 20,993,700           |
| Government Grant for Mahapola Scholarships  | 29,225,200           | 77,236,600           |
| Government Grant for Endowed Scholarships   | 4,000                | 16,000               |
| Capital Grant ( Recurrent Nature)           | 27,937,820           | 27,690,708           |
| Amortization of Government Grant & Donation | 405,464,896          | 336,306,479          |
| Interest from Investments (Note 24)         | 7,762,723            | 12,207,838           |
| Interest from Loans to Staff                | 2,169,081            | 2,193,365            |
| Rent from Properties                        | 2,327,502            | 3,322,763            |
| Sale of Old Stores                          | 284,735              | 931,056              |
| Sale of Produce                             | 528,367              | 436,572              |
| Miscellaneous Receipts (Note 25)            | 15,323,750           | 9,067,638            |
| Registration Fee (Undergraduate)            | 1,837,045            | 490,455              |
| Examination Fee (Undergraduate)             | 137,660              | 122,220              |
| Library Fines                               | 71,275               | 126,816              |
| <b>Total Revenue</b>                        | <b>1,976,489,253</b> | <b>1,575,142,210</b> |
| <b>Expenses</b>                             |                      |                      |
| Personnel Emoluments (Note 26)              | 1,344,674,849        | 926,452,712          |
| Traveling                                   | 799,977              | 4,393,267            |
| Supplies & Consumable used                  | 46,991,492           | 37,832,559           |
| Maintenance                                 | 18,494,246           | 19,314,903           |
| Contractual Services                        | 180,090,930          | 167,247,496          |
| Depreciation                                | 464,780,818          | 417,196,606          |
| Other Expenses                              | 41,327,500           | 36,104,724           |
| Mahapola & Bursary Payments                 | 56,894,400           | 98,246,300           |
| Capital Expenditure (Recurrent Nature)      | 22,044,164           | 21,776,250           |
| Research Expenditure (Recurrent Nature)     | 5,893,656            | 5,914,459            |
| <b>Total Expenses</b>                       | <b>2,181,992,032</b> | <b>1,734,479,274</b> |
| <b>Surplus/ (Deficit) for the Year</b>      | <b>(205,502,778)</b> | <b>(159,337,064)</b> |



**STATEMENT OF CHANGES IN EQUITY FOR THE YEAR ENDED 31ST DECEMBER 2019**

|   | Accumulated<br>Fund  | Revaluation<br>Reserves | Capital grant -<br>spent | Capital grant-<br>unspent | Special grants &<br>Donation | Spent Grants-<br>Capital WIP | Total                |
|---|----------------------|-------------------------|--------------------------|---------------------------|------------------------------|------------------------------|----------------------|
| Balance as at 01st January 2018                       | (238,632,786)        | 1,612,861,667           | 2,193,506,679            | 38,556,948                | 1,567,384,086                | 949,722,246                  | 6,123,398,840        |
| Surplus/(Deficit) for the year                        | (159,337,064)        |                         |                          |                           |                              |                              | (159,337,064)        |
| Adjustment : Amortisation-01/01/2016                  | 177,703,435          |                         | (177,703,435)            |                           |                              |                              | -                    |
| Prior year adjustment relating to income              | 159,172              |                         |                          |                           |                              |                              | 159,172              |
| Correction of over amortisation in year 2017          | (70,415,360)         |                         | 70,415,360               |                           |                              |                              | -                    |
| Prior year adjustment relating to payments            | (210,534)            |                         |                          |                           |                              |                              | (210,534)            |
| Adjustment relating to construction projects          |                      | (259,602)               |                          |                           |                              |                              | (259,602)            |
| Transfer capital grant spent-capital work in progress |                      |                         | (1,194,124,770)          |                           |                              | 1,194,124,770                | -                    |
| Grants spent during the year-Recurrent nature         |                      |                         | (27,690,708)             |                           |                              |                              | (27,690,708)         |
| Amortisation for 2018                                 |                      |                         | (276,770,721)            |                           | (59,535,757)                 |                              | (336,306,478)        |
| Donations received during the year                    |                      |                         |                          |                           | 142,628                      |                              | 142,628              |
| Funds received during the year                        |                      |                         |                          | 1,273,312,641             |                              |                              | 1,273,312,641        |
| Grants spent during the year-Capital nature           |                      |                         | 1,241,165,204            | (1,241,165,204)           |                              |                              | -                    |
| Grants spent during the year-Recurrent nature         |                      |                         | 15,024,973               | (15,024,973)              |                              |                              | -                    |
| Transfer revaluation reserve to accumulated fund      | 159,728,979          | (159,728,979)           |                          |                           |                              |                              | -                    |
| <b>Balance as at 31st December 2018</b>               | <b>(131,004,158)</b> | <b>1,452,873,085</b>    | <b>1,843,822,582</b>     | <b>55,679,412</b>         | <b>1,507,990,957</b>         | <b>2,143,847,017</b>         | <b>6,873,208,895</b> |

**STATEMENT OF CHANGES IN EQUITY FOR THE YEAR ENDED 31ST DECEMBER 2019**

|   | Accumulated<br>Fund | Revaluation<br>Reserves | Capital grant -<br>spent | Capital grant-<br>unspent | Special grants &<br>Donation | Spent Grants-<br>Capital WIP | Total         |
|---|---------------------|-------------------------|--------------------------|---------------------------|------------------------------|------------------------------|---------------|
| Balance as at 01st January 2019                       | (131,004,158)       | 1,452,873,085           | 1,843,822,582            | 55,679,412                | 1,507,990,957                | 2,143,847,017                | 6,873,208,895 |
| Surplus/(Deficit) for the year                        | (205,502,778)       |                         |                          |                           |                              |                              | (205,502,778) |
| Correction of over amortisation-disposal of assets    |                     |                         | (261,900)                |                           |                              |                              | (261,900)     |
| Prior year adjustment relating to income              | 3,286,356           |                         |                          |                           |                              |                              | 3,286,356     |
| Correction of amortisation -Air conditioners          |                     |                         | (7,624,837)              |                           |                              |                              | (7,624,837)   |
| Correction of amortisation hostels                    |                     |                         | (84,029)                 |                           | (26,496,221)                 |                              | (26,580,250)  |
| Advance gurantee received                             |                     |                         | (440,740)                | 440,740                   |                              |                              | -             |
| Adjustment relating to construction projects          |                     | 23,088,016              |                          |                           |                              |                              | 23,088,016    |
| Transfer capital grant spent-capital work in progress |                     |                         | (835,727,714)            |                           |                              | 835,727,714                  | -             |
| Amortisation for 2019                                 | (5,295,331)         |                         | (303,920,583)            |                           | (96,248,982)                 |                              | (405,464,896) |
| Donations received during the year                    |                     |                         |                          |                           | 835,105,470                  |                              | 835,105,470   |
| Donations received during the year-AHEAD              |                     |                         | (252,000,000)            |                           | 252,000,000                  |                              | -             |
| Funds received during the year                        |                     |                         |                          | 1,177,938,834             |                              |                              | 1,177,938,834 |
| Grants spent during the year-Capital nature           |                     |                         | 1,152,112,794            | (1,152,112,794)           |                              |                              | -             |
| Grants spent during the year-Recurrent nature         |                     |                         | (27,937,820)             |                           |                              |                              | (27,937,820)  |
| Transfer revaluation reserve to accumulated fund      | 59,315,922          | (59,315,922)            |                          |                           |                              |                              | -             |
| Balance as at 31st December 2019                      | (279,199,989)       | 1,416,645,179           | 1,567,937,753            | 81,946,192                | 2,472,351,225                | 2,979,574,730                | 8,239,255,089 |



WAYAMBA UNIVERSITY OF SRI LANKA

CASH FLOW STATEMENT FOR YEAR ENDED 31ST DECEMBER 2019

|   | YEAR<br>2019           | YEAR<br>2018           |
|---|------------------------|------------------------|
|   | Rs.                    | Rs.                    |
| <b>CASH FLOWS FROM OPERATING ACTIVITIES</b>               |                        |                        |
| Surplus /(deficit) from ordinary activities               | (205,502,778)          | (159,337,064)          |
| <b>Add : Non- cash movements</b>                          |                        |                        |
| Depreciation  | 464,780,818            | 417,196,606            |
| Provision for Gratuity                                    | 160,970,932            | 33,320,771             |
| Gratuity Paid   | (6,664,325)            | (3,342,319)            |
| Prior Year Adjustments - Payment in respect of past years | -                      | (210,534)              |
| Prior Year Adjustments - Income in respect of past years  | 3,286,356              | 159,172                |
| Adjustment to revaluation reserve                         | 23,088,016             | (259,602)              |
| Amortization of Government Grants & Donations             | (405,464,896)          | (336,306,479)          |
| (Increase) / Decrease In Stocks                           | 4,070,315              | (10,532,454)           |
| (Increase) / Decrease In Trade & other Receivables        | (2,835,485)            | (984,918)              |
| (Increase) / Decrease In Loans to Staff                   | 1,754,614              | 840,968                |
| (Increase) / Decrease In Advances to Staff                | (1,450)                | 216,900                |
| (Increase) / Decrease In Supplies & Services Advances     | (2,582,970)            | 4,705,490              |
| (Increase) / Decrease In Prepayments                      | 518,469                | (1,336,889)            |
| (Increase) / Decrease In Capital Advance                  | 185,919,538            | 33,585,097             |
| (Increase) / Decrease In Other Current Assets             | (3,241,215)            | 5,654,301              |
| Increase / (Decrease) In Sundry Creditors                 | 1,135,135              | 126,370,259            |
| Increase /( Decrease) In Deposits                         | 279,979                | (4,166,314)            |
| Increase /( Decrease) In Expense Creditors                | 4,053,792              | 24,880,752             |
| Increase /( Decrease) In Other Current Liabilities        | 11,086,343             | (23,140,096)           |
| <b>Net cash flows from operating activities</b>           | <b>234,651,187</b>     | <b>107,313,650</b>     |
| <b>(a) Net cash flows from operating activities</b>       | <b>234,651,187</b>     | <b>107,313,650</b>     |
| <b>CASH FLOWS FROM INVESTING ACTIVITIES</b>               |                        |                        |
| Purchase of Property plant and equipment                  | (523,145,172)          | (181,538,291)          |
| Restricted Fund Investments                               | (13,986,111)           | (41,964,566)           |
| Capital Work in Progress                                  | (835,727,713)          | (1,194,124,770)        |
| Endowment Fund  | 11,473                 | 84,166                 |
| <b>(b) Net cash flows from Investing Activities</b>       | <b>(1,372,847,524)</b> | <b>(1,417,543,461)</b> |

(Continue from previous page 10)

|  | YEAR<br>2019         | YEAR<br>2018         |
|--|----------------------|----------------------|
|  | Rs.                  | Rs                   |
| <b>CASH FLOWS FROM FINANCING ACTIVITIES</b>                        |                      |                      |
| Capital Grant : Rehabilitation & Improvements                      | 64,150,000           | 40,000,000           |
| Capital Grant : Acquisition of Assets                              | 100,000,000          | 122,900,000          |
| Capital Grant : Permanent Structures                               | 71,800,000           | 120,200,000          |
| Capital Grant : Others   | 7,000,000            | 13,600,000           |
| Capital Grant : UGC  | 672,000,000          | 972,000,000          |
| Capital Grant : AHEAD  | 252,000,000          | -                    |
| Other Grant : Extension Programmes                                 | 5,353,302            | 4,612,641            |
| Capital Grant : Others   | 5,635,532            | -                    |
| Special Fund   | 8,446,667            | 9,194,761            |
| Programme Development Fund   | 26,539,483           | 55,389,396           |
| Capital Grant (Recurrent Nature)                                   | (27,937,820)         | (27,690,708)         |
| <b>(c) Net Cash flows from financing activities</b>                | <b>1,184,987,164</b> | <b>1,310,206,090</b> |
| Net increase/ (decrease) in cash and cash equivalents (a)+(b)+( C) | 46,790,828           | (23,721)             |
| Cash and cash equivalents at beginning of period                   | 137,247,318          | 137,271,039          |
|  | <b>184,038,146</b>   | <b>137,247,318</b>   |

#### Notes to the Cash Flow Statement

##### (A)Cash and Cash Equivalent

Cash and cash equivalents consist of cash on hand and balances with Banks & balances with Savings deposits. Cash and cash equivalents included in the cash flow statement comprise the following statement of financial position amounts:

##### Analysis Of Cash & Cash Equalents

|   | As At<br>31/12/2019 | As At<br>31/12/2018 |
|---|---------------------|---------------------|
| People's Bank Kuliypitiya - A/C No :028100151586123 | 13,146,757          | 15,956,130          |
| People's Bank Makandura - A/C No :100120000171      | 37,967,101          | 19,645,170          |
| People's Bank Makandura - A/C No :100140000165      | 771,559             | 209,405             |
| Bank Of Ceylon Kuliypitiya - A/C No :0002874770     | 4,672,686           | 3,875,052           |
| Bank Of Ceylon Kuliypitiya - A/C No :00001473507    | 13,273,855          | 3,467,485           |
| Bank Of Ceylon Kuliypitiya - A/C No :0001473508     | 9,073,251           | 4,178,688           |
| Bank Of Ceylon Kuliypitiya - A/C No :0001473388     | 80,158,873          | 54,586,958          |
| People's Bank Makandura - A/C No :100120000963      | 7,839,889           | 12,606,488          |
| People's Bank - Makandura - A/C No : 100130041538   | 614,252             | 290,179             |
| People's Bank - Makandura - A/C No : 100140044857   | 9,470,407           | 10,625,582          |
| People's Bank - Makandura C/A 137100230000165       | 1,787,319           | 1,092,454           |
|   | <b>178,775,949</b>  | <b>126,533,590</b>  |



(Continue from previous page 11)

*Savings Deposits*

|  | As At<br>31/12/2019 | As At<br>31/12/2018 |
|--|---------------------|---------------------|
|  | Rs.                 | Rs.                 |
| Saving Deposits - People's Bank Kuliyaipitiya - S/A 001-3-1548782    | 427,331             | 411,422             |
| Sampath Bank - Kuliyaipitiya - S/A 102361000585                      | 1,761               | 2,784,257           |
| Bank of Ceylon - Kuliyaipitiya - S/A No. 76183365                    | 665,780             | 2,495,969           |
| Bank of Ceylon - Kuliyaipitiya - S/A No. 76183353                    | 517,749             | 327,389             |
| Bank of Ceylon - Kuliyaipitiya - S/A No. 76183339                    | 332,327             | 55,087              |
| Bank of Ceylon - Kuliyaipitiya - S/A No. 76183268                    | 255,308             | 480,489             |
| Saving Deposits - People's Bank Kuliyaipitiya - S/A 028200131586123  | 669,898             | 1,765,602           |
| Saving Deposits - People's Bank Makandura S/A 137-2001-1-0000171     | 1,213,504           | 1,993,455           |
| Saving Deposits - People's Bank Makandura S/A 137-2002-1-0044857     | 560,093             | 164,278             |
| Saving Deposits - People's Bank Kuliyaipitiya S/A 137-2002-0-0041538 | 29,272              | 24,786              |
| Saving Deposits - People's Bank Kuliyaipitiya S/A 137-2001-2-0044857 | 589,174             | 210,995             |
|  | <b>5,262,197</b>    | <b>10,713,728</b>   |
| <b>Total Cash &amp; Cash equivalents</b>                             | <b>184,038,146</b>  | <b>137,247,318</b>  |

**(b)Property, Plant and Equipment**

Additions During the period is as follows:

|                            | Cost                 | Cost               |
|----------------------------|----------------------|--------------------|
| Government Grant - Capital | 523,145,172          | 181,538,291        |
| <b>Special Grant</b>       |                      |                    |
| Donation- Hostels          | 733,741,516          | -                  |
| Donation - AHEAD           | 94,251,271           | -                  |
| Donation -Library Books    | 7,112,683            | 142,628            |
| <b>Total additions</b>     | <b>1,358,250,642</b> | <b>181,680,919</b> |

**WAYAMBA UNIVERSITY OF SRI LANKA**  
**FINANCIAL STATEMENTS 2019**

**SIGNIFICANT ACCOUNTING POLICIES**

**1. Reporting Entity**

Wayamba University of Sri Lanka has been incorporated under the Universities Act No.16 of 1978, and located at the Kandulla, Kuliyaipitiya, Sri Lanka.

**1.1. Date of Authorization for Issue**

The Financial Statements of the Wayamba University of Sri Lanka were authorized for issue by the Council dated on 24<sup>th</sup> February 2020.

**1.2. Reporting Period**

The financial period of the University represent from 01<sup>st</sup> January 2019 to 31<sup>st</sup> December 2019.

**2. Summary of Significant Accounting Policies**

**2.1 Statement of Compliance**

The Financial Statements of the University have been prepared and presented in accordance with Sri Lanka Public Sector Accounting Standards (SLPSAS's). However Sri Lanka Accounting Standards also have been used in the areas where no Public Sector Accounting Standards are available. These Financial Statements comprise the statement of Financial Position, Statement of Financial Performance, Statement of Cash flows, Changes in equity and Notes to the Financial Statements.

**2.2 Basis of measurement**

The Financial Statements of the Wayamba University of Sri Lanka have been prepared on the historical cost basis and apply consistently. When there are material deviations of the cost from the fair value, fair value has been used as measurement basis.

**2.3 Materiality and Aggregation**

Each material class of similar items have been presented separately in the financial statements. Items of dissimilar nature or function have been presented separately unless they are immaterial.

**2.4 Offsetting**

Assets and liabilities, revenue and expenses have not been offset unless required or permitted by SLPSAS and Sri Lanka Accounting Standards.

**2.5 Comparative Figures**

Comparative figures have been adjusted to confirm to changes in presentations in these financial statements where required according to the Sri Lanka public sector accounting standards.

**WAYAMBA UNIVERSITY OF SRI LANKA**  
**FINANCIAL STATEMENTS 2019**

- 2.6      Functional and Presentation Currency**  
The financial statements are presented in Sri Lanka Rupees, which is the University's functional and presentation currency.
- 2.7      Going Concern**  
The financial statements have been prepared on the going concern basis.
- 2.8      Events after the Reporting Period**  
All material events after the reporting date has been considered and where appropriate adjustments or disclosures wherever necessary have been made in the Financial Statements.
- 2.9      Transaction of Foreign Currencies and Balances**  
Foreign currency transactions are translated into the functional currency using the exchange rates prevailing at the dates of the transactions. Foreign exchange gains and losses resulting from the settlement of such transactions and from the translation at year end exchange rates of monetary assets and liabilities denominated in foreign currencies are recognized in the statement of financial performance.
- 2.10     Rounding**  
The amounts in financial statements have been rounded-off to the nearest rupee, except otherwise indicated as permitted by the Sri Lanka Public Sector Accounting Standards.
- 2.11     Property, Plant & Equipment**
- (a). Recognition and Measurement**  
Property, Plant & Equipment are recorded at cost less accumulated depreciation.
- (b). Initial Cost**  
The cost of Property, Plant & Equipment comprises its purchase or construction cost and any directly contributable cost of bringing the asset to working condition for its intended use.
- (c). Subsequent Cost**  
Under the recognition principle of cost, the University does not recognize in the carrying amount of an item of property, plant and equipment the cost of the day-to-day servicing of the item.

**WAYAMBA UNIVERSITY OF SRI LANKA**  
**FINANCIAL STATEMENTS 2019**

Rather these costs are recognized in surplus or deficit as incurred. Costs of day-to-day servicing are primarily the costs of labour and consumables, and may include the cost of small parts. The purpose of these expenditures is often described as for the “repairs and maintenance” of the item of property, plant and equipment.

**(d). Depreciation**

Depreciation is charged to the statement of financial performance on the straight line basis at the following rates per annum in order to write off the cost of such assets over their estimated useful lives.

|                             |     |
|-----------------------------|-----|
| Land                        | -   |
| Buildings                   | 5%  |
| Furniture & Fittings        | 10% |
| Electricity Distribution    | 10% |
| Water Supply Scheme         | 10% |
| Plant, Machinery & Tools    | 10% |
| Office & Other Equipment    | 20% |
| Library Books & periodicals | 20% |
| Motor Vehicles              | 20% |
| Lab & Teaching Equipment    | 20% |
| Cloaks                      | 20% |
| Software                    | 20% |
| Other Fixed Assets          | 20% |

Depreciation of an asset begins when it is available for use and ceases at the date that the asset is de-recognized or fully depreciated.

Depreciation is provided on pro rata basis on the assets purchased/ constructed/ disposed during the year.

**2.11.1 Land**

Land have been revalued by valuation department as at 31/12/2013 and revalued value of Kuliyapitiya Premises is Rs: 285,750,000/- & Makandura Premises Rs: is Rs: 40,000,000/-. Total land value of both premises as at 31<sup>st</sup> December 2019 is Rs: 525,285,584/-.

**Land for Faculty of Medicine**

Action are being proceeded to acquire a land of 28 acres and 12.84 perches of land called “ Mahanugalanda Watte” for the Faculty of Medicine.

The said land been valued for Rs: 77,872,750.00 by the Department of Valuations. Administrative charges for the acquisition was Rs: 467,762.51 and a deposit of Rs: 16,500,000.00 has been made earlier by the University. Accordingly a sum of Rs: 61,840,512.21 has to be paid to the Divisional Secretary (Kuliyapitiya- West) to proceed the acquisition. The Chairman of UGC requested through secretary, Ministry of Higher Education by the Vice-Chancellor of the

**WAYAMBA UNIVERSITY OF SRI LANKA**  
**FINANCIAL STATEMENTS 2019**

University to allocate above funds and revise the original allocation of Rs. 70 Mn to 91 Mn for the acquisition process. The University requested to allocate the balance amount of the total allocated fund (Rs: 70Mn-Rs: 16.5Mn = 53.5Mn) from the Ministry of Higher Education to pay for this Land.

**2.11.2 Buildings**

Even though some constructions were concluded during the year they were shown as work in progress as the total commitments were not settled and they were not taken over by the University.

**Revaluation of Property. Plant & Equipment**

Buildings, Electricity Supply and Water supply System revalued as at 31.12.2016, Other Fixed Asset categories except Library Books & Periodicals purchased up to 31.12.2013 revalued to the date of 31.12.2013 and Revaluation surplus has been transferred to revaluation reserve. If there is revaluation loss, it may be transferred to statement of financial performance.

Land have been revalued by the Valuation Department and Motor Vehicles have been revalued by Automobile Association of Ceylon. The rest of the items have been revalued by internally appointed committees.

Revaluation surplus may be transferred to the general reserve proportionately as the assets are used by the university. In such a case, the amount of the surplus transferred would be the difference between depreciation based on the revalued carrying amount of the assets and depreciation based on the assets original cost.

**2.12**

**Investments**

Investments represent investment in fixed deposits and savings accounts. These investments have been accounted in compliance with SLFRS 09. The investment in fixed deposits and savings accounts have been classified as financial instrument measured at amortized cost as per SLFRS 09

They are initially measured at fair value and subsequently measured at amortized cost by using effective interest rate as required by SLFRS 09.

**2.13**

**Capital Work- in - Progress**

Capital expenses incurred which are not completed as at the reporting date are shown as Capital Work - in -Progress and Capital Work - in - progress would be transferred to Property, Plant and Equipment when it is available for use.



**WAYAMBA UNIVERSITY OF SRI LANKA**  
**FINANCIAL STATEMENTS 2019**

- 2.14            Assets**  
Assets are resources controlled by the University as a result of past events and from which future economic benefits or service potential are expected to flow to the University.
- 2.15            Current Assets**  
An asset shall be classified as current when it satisfies any of the following criteria:  
(a). It is expected to be realized in, or is held for sale or consumption in, the University's normal operating cycle;  
(b). It is held primarily for the purpose of being traded;  
(c). It is expected to be realized within twelve months after the reporting date; or  
(d). It is cash or a cash equivalent (as defined in SLPSAS 2) unless it is restricted from being exchanged or used to settle a liability for at least twelve months after reporting date.  
  
All other assets shall be classified as non-current assets.
- 2.16            Inventories**  
Inventories are stated at cost and determined on First in First out (FIFO) basis and the verified stock values were taken in to the statement of financial position. Physically verified stock schedules of all the stores are sent separately.
- 2.17            Trade & Other Receivables**  
Receivables are stated at the amounts they are estimated to be realized.
- 2.18            Advances to Staff**  
Advances to staff comprise, festival Advances, Salary advance and Special advances.
- 2.19            Cash & Cash Equivalents**  
Cash & cash equivalents comprise cash in hand and at bank.
- 2.20            Accounting for Government Grants**
- 2.20.1           Recurrent Grant**  
Recurrent grants are recognized in the Statement of Financial Performance on cash basis. Cost of rehabilitation of PPE and capital grants for construction and new work are recognized either as work in progress or Capital Assets where necessary.
- 2.20.2           Capital Grants**  
Government Grants for the Capital expenditure has presented in the Financial Statements in accordance with the LKAS 20 due to the absence of SLPSAS. According to the LKAS 20 Capital

**WAYAMBA UNIVERSITY OF SRI LANKA**  
**FINANCIAL STATEMENTS 2019**

Grants has been recognized as deferred income in the statement of financial position and amortized over the useful life of the asset as follows.

| <i>Asset Type</i>           | <i>Useful Life</i> |
|-----------------------------|--------------------|
| Land                        | -                  |
| Buildings                   | 20 Years           |
| Furniture & Fittings        | 10 Years           |
| Electricity Distribution    | 10 Years           |
| Water Supply Scheme         | 10 Years           |
| Plant, Machinery & Tools    | 10 Years           |
| Office & Other Equipment    | 05 Years           |
| Library Books & periodicals | 05 Years           |
| Motor Vehicles              | 05 Years           |
| Lab & Teaching Equipment    | 05 Years           |
| Cloaks                      | 05 Years           |
| Software                    | 05 Years           |
| Other Fixed Assets          | 05 Years           |

**2.21      Liabilities & Provisions**

All known liabilities as at the financial position date are included in the Financial Statements and adequate provisions are made for liabilities which are known to exist but the amount of which cannot be determined accurately.

Obligations payable on demand or within one year of the financial position date are treated as current liabilities in the statement of financial position. Liabilities payable after one year from the financial position date are treated as non-current liabilities in statement of financial position.

**2.22      Endowment Fund**

Endowments funds include restricted donations received by the University and investment returns generated from endowments fund are used in accordance with the various purpose established by the donors.

**2.23      (a)Defined Contribution Plans**

Employees of the University are entitled for Universities Provident Fund (UPF) and Employees Trust Fund (ETF) in line with respective statutes and regulations. The University contributes 7% and 3% on gross emoluments of the employees to the Universities Provident Fund and to the Employee's Trust Fund respectively. Further University contributes 8% on gross emoluments of the employees to the Universities Pension Fund as a retirement benefits. These are recognized as expense in the statement of financial performance as incurred.

**WAYAMBA UNIVERSITY OF SRI LANKA**  
**FINANCIAL STATEMENTS 2019**

**(b) Defined Benefit Plans**

A defined benefit plan is a post-employment benefit plan other than a defined contribution plan. The defined benefit is calculated by independent actuarial valuer using projected unit credit method as recommended by SLPSAS 19 "Employee benefits". The present value of the defined benefit obligation is determined by discounting the estimated future cash outflows using interest rates that are denominated in the currency in which the benefits will be paid and that have terms to maturity approximating to the terms of the related liability. The present value of the defined benefit obligations depends on a number of factors that are determined on an actuarial basis using number of assumptions about discount rate, future salary increments & mortality rates. The rates used in determining the defined retirement benefit obligations are given in Note 17. Any changes in these assumptions will impact the carrying amount of defined benefit obligations.

Provision has been made for retirement gratuities from the beginning of service for all employees, in conformity with SLPSAS 19 on employee benefits. Provision are made to all employees those who become eligible under the Gratuity Act No.12 of 1983, the liability to an employee arises only on completion of 5 years of continued service. This provision is not fully externally funded. However an external fund of Rs.5Mn was established as per the UGC, Audit Committee decision. (Minutes of the 4<sup>th</sup> meeting of the Accounting Treatment Committee - Paragraph No.09)

**2.24 Current Liabilities**

Current Liabilities are those, which fall due for payment on demand or within one year from the financial position date. Non-Current Liabilities will fall due for payment one year or more after the financial position date.

The goods delivered and the payments made in 2020, in respect of purchase orders placed during the year 2019 were not considered as accrued expenses for 2019 as per Treasury Circular No.111.

**2.25 Taxation**

The University is exempt from Income Tax under the Inland Revenue Act No.24 of 2017.



**WAYAMBA UNIVERSITY OF SRI LANKA**  
**FINANCIAL STATEMENTS 2019**

**2.26 Contingent Liabilities and Contingent assets**

A contingent liability is a possible obligation that arises from past events whose existence will be continued by the occurrence or non-occurrence of one or more uncertain future events beyond the control of the programme or a present obligation that is not recognized because it is not probable that an outflow of resources will be required to settle the obligation.

A contingent liability also arises in extremely rare cases where there is a liability that cannot be measured reliably. The uncertainty does not recognize a contingent liability but disclose its existence in the financial statement.

A contingent asset is a possible asset that arises from past events whose existence will be confirmed by the occurrence or non-occurrence of one or more uncertain future events beyond the control of the university. The university does not recognize contingent asset but discloses its existence where inflow of economic benefits are probable but not virtually certain.

**2.27 Income & Expenditure Recognition.**

**2.27.1 Revenue**

(a) Government Grant for Recurrent Expenditure, Student Bursaries and Mahapola, etc. are recognized in the Statement of Financial Performance on Cash basis.

(b) Interest Income from outside investments is recognized based on the effective rate of interest.

(c) Interest Income from Staff Loans is accounted based on the effective rate of interest.

(d) Revenue Generated from internal sources such as Income from Student Registration, Examination, Tuition & Library fees, Fee levying income, Medical fees. etc. are accounted on cash basis.

(e) Rent from properties; staff quarters, home rent, electricity & water charges are accounted on accrual basis.

(f) Hostel fees are accounted on accrual basis.

**2.27.2 Expenditure**

a. All Expenditure incurred in the running of the University and in maintaining the Capital Assets in a state of efficiency has been charged to the revenue in arriving at surplus/ deficit for the year.

**WAYAMBA UNIVERSITY OF SRI LANKA**  
**FINANCIAL STATEMENTS 2019**

- b. All expenditure incurred in the acquisition, extension or improvement of assets of a permanent nature in order to carry on or increase the serving capacity of the University has been treated as Capital Expenditure.

**2.28 Cash Flow Statement**

The Cash Flow Statement has been prepared using the indirect method.

**2.29 AHEAD Project**

**Present status of sub-projects won by Wayamba University of Sri Lanka  
Accelerating Higher Education Expansion and Development Operation  
(AHEAD)**

The development of the higher education sector is of central importance to enable Sri Lanka to make the transition from a Lower-Middle Income Country (LMIC) to an Upper Middle-Income Country (UMIC). Recognizing this, the Government of Sri Lanka (GoSL) and the World Bank have agreed to support the higher education sector through a Bank funded Accelerating Higher Education Expansion and Development (AHEAD) operation. The AHEAD operation is organized in two components. The first is a Program Component that supports the national Higher Education Development Program. The second is a systems strengthening, capacity building and technical assistance component that will assist GoSL to strengthen the higher education sector and achieve the objectives of the AHEAD program component. This second will also cover monitoring and evaluation, policy analyses, program coordination and communication. The implementing agency is the Ministry of Higher Education. There will be an Operations Monitoring and Support Team (OMST) which will coordinate and support all AHEAD activities between the MHEH, UGC, and the universities.

The AHEAD has three Results Areas (RA):

Results Area 1: Increasing Enrolment in Priority Disciplines for Economic Development

Results Area 2: Improving the Quality of Higher Education

Results Area 3: Promoting Research, Development and Innovation.

Grants under RA2 and RA3 are awarded under competitive basis. The units of the universities (faculties and departments, and research teams) got opportunity to submit proposals. During the last several months, the OMST called proposals for such awards and a update of the awards that the WUSL has received is given in the table.

The Operations Technical Secretariat (OTS) established by the university assists the faculties, departments and other units in implementation of their subprojects, particularly in handling financial and procurement activities and advising them in timely implementation of their projects. The OTS is operated by a staff comprising both fulltime staff and part time staff.

**Accelerating Higher Education Expansion and Development (AHEAD) Program**  
**Present status of sub-projects operated at the Wayamba University of Sri Lanka**



| Grant Type                                 | Awardee  | Approved Grant amount (LKR) | Expenditure as at 31.12.2019 (LKR) | Present Status   |
|--|--|-----------------------------|------------------------------------|--|
| STEM expansion – Round 1 & 2               | Faculty of Medicine  | 160 million                 | 57 million                         | In implementation  |
|  | Faculty of Technology  | 90 million                  | 24.5 million                       | In implementation  |
| Civil Construction                         | Faculty of Medicine  | 252 million                 | 252 million                        | In implementation  |
|  | Faculty of Technology  | 508 million                 | 00                                 | In implementation  |
| ELTA-ELSE Faculty Development Programme    | Faculty of Livestock, Fisheries & Nutrition- Round 1                                 | 120 million each            | 0.9 million                        | Agreement signed on 27 <sup>th</sup> May 2019. In implementation     |
|  | Faculty of Business Studies & Finance - Round 1                                      |                             | 1.5 million                        | Agreement signed on 17 <sup>th</sup> May 2019. In implementation     |
|  | Faculty of Agriculture & Plantation Management- Round 2                              |                             | 0.2 million                        | Agreement signed on 08 <sup>th</sup> October 2019. In implementation |
| ELTA-ELSE Department Development Programme | Dept. of Applied Nutrition   | 18 million each per grant   | 0.04 million                       | Agreement signed 28 <sup>th</sup> August 2019. In implementation     |
|  | Dept. of Aquaculture & Fisheries   |                             | 00                                 | Agreement signed on 29 <sup>th</sup> august 2019. In implementation  |
| HRD Doctoral Scholarship                   | 06 Scholarship Awardees  | 9 million per awardee       | 16 million                         | In Implementation  |
| UBL Cells                                  | Business Incubation Center   | 04 million                  | 3.8 million                        | Agreement signed on 17 <sup>th</sup> July 2018. In implementation    |
| ICE  | Department of Food Science & Technology, Faculty of Livestock, Fisheries & Nutrition | 40 million                  | 22.2 million                       | Agreement signed on 13 <sup>th</sup> October 2018. In implementation |
| DOR  | Department of Food Science Technology  | 40 million                  | 0.9 million                        | Agreement signed on 29 <sup>th</sup> March 2019. In implementation   |
|  | Department of Aquaculture & Fisheries  | 40 million                  | 1.3 million                        | Agreement signed on 21 <sup>st</sup> May 2019. In implementation     |
|  | Department of Livestock & Avian Science  | 40 million                  | 0.6 million                        | Agreement signed on 29 <sup>th</sup> May 2019. In implementation     |
|  | Faculty of Agriculture and Plantation Management                                     | 40 million                  | 1.1 million                        | Agreement signed on 2 <sup>nd</sup> April 2019. In implementation    |
|  | Faculty of Applied Science   | 10 million                  | 00                                 | Agreement signed on 1 <sup>st</sup> November 2019. In implementation |
| OTS Staff Allowance and salaries           |  |                             | 5.1 million                        |  |
| <b>Total</b>                               |  | <b>1371 million</b>         | <b>387.1 million</b>               |  |

**Total Funds Disbursed by OMST as at 31.12.2019 - Rs.388 million**  
**Total Expenditure as at 31.12.2019 - Rs.387.1 million**  
**Balance as at 31.12.2019 - Rs.0.9 million**

**NOTE 01 : CASH AT BANK**

| NO | NAME   | As At<br>31/12/2019<br>Rs. | As At<br>31/12/2018<br>Rs. |
|----|--|----------------------------|----------------------------|
| 1  | People's Bank - Kuliapitiya (2310001)<br>C/A No. 028100151586123 | 13,146,757.42              | 15,956,130.47              |
| 2  | Bank of Ceylon - Kuliapitiya (2310002)<br>C/A No. 0002874770     | 4,672,686.39               | 3,875,052.22               |
| 3  | People's Bank - Makandura (2310003)<br>C/A No. 100120000171      | 37,967,101.03              | 19,645,169.60              |
| 4  | Bank of Ceylon - Kuliapitiya (2310004)<br>C/A No. 0001473507     | 13,273,854.76              | 3,467,485.12               |
| 5  | Bank of Ceylon - Kuliapitiya (2310005)<br>C/A No. 0001473508     | 9,073,251.26               | 4,178,687.79               |
| 6  | People's Bank - Makandura (2310006)<br>C/A No. 100140000165      | 771,558.68                 | 209,404.58                 |
| 7  | People's Bank - Makandura (2310007)<br>C/A No. 100120000963      | 7,839,888.56               | 12,606,487.92              |
| 8  | Bank of Ceylon - Kuliapitiya (2310008)<br>C/A No. 0001473388     | 80,158,873.03              | 54,586,957.72              |
| 9  | People's Bank - Makandura (2310009)<br>C/A No. 100130041538      | 614,251.68                 | 290,179.17                 |
| 10 | People's Bank - Makandura (2310010)<br>C/A No. 100140044857      | 9,470,407.34               | 10,625,581.54              |
| 11 | People's Bank - Makandura (2310012)<br>C/A 137100230000165       | 1,787,318.77               | 1,092,453.97               |
|    | <b>Total</b>   | <b>178,775,948.92</b>      | <b>126,533,590.10</b>      |

**NOTE 02 : SAVINGS DEPOSITS**

| NO | NAME   | As At<br>31/12/2019<br>Rs. | As At<br>31/12/2018<br>Rs. |
|----|--|----------------------------|----------------------------|
| 1  | Sampath Bank - Kuliapitiya (2310011)<br>S/A 102361000585                       | 1,761.08                   | 2,784,256.98               |
| 2  | Bank of Ceylon - Kuliapitiya (2310013)<br>S/A No. 76183365                     | 665,780.17                 | 2,495,968.62               |
| 3  | Bank of Ceylon - Kuliapitiya (2310014)<br>S/A No. 76183353                     | 517,749.32                 | 327,388.70                 |
| 4  | Bank of Ceylon - Kuliapitiya (2310015)<br>S/A No. 76183339                     | 332,327.38                 | 55,086.89                  |
| 5  | Bank of Ceylon - Kuliapitiya (2310016)<br>S/A No. 76183268                     | 255,307.61                 | 480,488.62                 |
| 6  | Saving Deposits - People's Bank Kuliapitiya ( 2310017)<br>S/A 028200131586123  | 669,898.01                 | 1,765,602.01               |
| 7  | Saving Deposits - People's Bank Makandura ( 2310018)<br>S/A 137-2001-0-0000171 | 1,213,503.73               | 1,993,454.83               |
| 8  | Saving Deposits - People's Bank Kuliapitiya ( 2310019)<br>S/A 001-3-1548782    | 427,331.01                 | 411,421.83                 |
| 9  | Saving Deposits - People's Bank Makandura ( 2310020)<br>S/A 137-2002-1-0044857 | 560,092.55                 | 164,277.59                 |
| 10 | Saving Deposits - People's Bank Makandura ( 2310021)<br>S/A 137-2002-0-0041538 | 29,272.02                  | 24,786.44                  |
| 11 | Saving Deposits - People's Bank Makandura ( 2310022)<br>S/A 137-2001-2-0044857 | 589,173.99                 | 210,995.10                 |
|    | <b>Total</b>   | <b>5,262,196.87</b>        | <b>10,713,727.61</b>       |



**NOTE 03 : TRADE AND OTHER RECEIVABLES**

| NO | NAME                                     | As At<br>31/12/2019<br>Rs. | As At<br>31/12/2018<br>Rs. |
|----|--|----------------------------|----------------------------|
| 1  | Sundry Debtors - Kuliyaipitiya (2302001) | 514,959.08                 | 1,375,752.53               |
| 2  | Salary Debtors (2302004)                 | 3,696,278.51               | -                          |
|    | <b>Total</b>                             | <b>4,211,237.59</b>        | <b>1,375,752.53</b>        |

**NOTE 04 : STOCKS**

| NO | NAME  | As At<br>31/12/2019<br>Rs. | As At<br>31/12/2018<br>Rs. |
|----|---|----------------------------|----------------------------|
| 1  | Central Stores -Kuliyaipitiya (2301001)     | 5,789,705.33               | 4,655,357.55               |
| 2  | Sub Stores -Makandura (2301002)             | 2,554,864.15               | 3,388,701.41               |
| 3  | Maintenance Stores -Kuliyaipitiya (2301003) | 8,035,494.57               | 10,200,439.34              |
| 4  | Maintenance Stores -Makandura (2301004)     | 6,407,480.78               | 7,586,828.22               |
| 5  | Chemical Stocks (2301005)                   | 9,174,725.82               | 10,010,262.76              |
| 6  | Drugs Stocks (2301006)                      | 499,987.18                 | 690,983.57                 |
|    | <b>Total</b>                                | <b>32,462,257.83</b>       | <b>36,532,572.85</b>       |

**NOTE 05 : ADVANCES TO STAFF**

| NO | NAME                               | As At<br>31/12/2019<br>Rs. | As At<br>31/12/2018<br>Rs. |
|----|------------------------------------|----------------------------|----------------------------|
| 1  | Festival Advances (2303009)        | 120,750.00                 | 118,500.00                 |
| 2  | Special Advances (2303011)         | 8,800.00                   | 7,600.00                   |
| 3  | Salary Advance (Special) (2303012) | -                          | 2,000.00                   |
|    | <b>Total</b>                       | <b>129,550.00</b>          | <b>128,100.00</b>          |

**NOTE 06 : CAPITAL ADVANCES**

| NO | NAME                                  | As At<br>31/12/2019<br>Rs. | As At<br>31/12/2018<br>Rs. |
|----|---------------------------------------|----------------------------|----------------------------|
| 1  | Capital Advances - Contract (2305010) | 73,269,296.46              | 259,187,033.68             |
| 2  | Capital Advances - Supplies (2305011) | 8,730.00                   | 10,530.00                  |
|    | <b>Total</b>                          | <b>73,278,026.46</b>       | <b>259,197,563.68</b>      |

**NOTE 07 : ADVANCES FOR SERVICES AND SUPPLIES**

| NO | NAME  | As At<br>31/12/2019<br>Rs. | As At<br>31/12/2018<br>Rs. |
|----|---|----------------------------|----------------------------|
| 1  | Miscellaneous Advances -Kuliyapitiya (2305001)  | 132,620.00                 | 67,000.00                  |
| 2  | Miscellaneous Advances - Makandura (2305003)    | 228,370.00                 | 655.00                     |
| 3  | Supplies Advances (2305004)                     | 2,544,137.93               | 123,255.26                 |
| 4  | Services Advances (2305007)                     | -                          | 14,812.25                  |
| 5  | Diploma in English- Advance (2305013)           | 18,000.00                  | -                          |
| 5  | Research Advance (2305014)                      | -                          | 16,000.00                  |
| 6  | External Degree- Advance (2305024)              | -                          | 12,760.00                  |
| 7  | Computer Courses- Advance (Makandura) (2305025) | 1,955.00                   | 630.00                     |
| 8  | SDC Courses- Advance (Makandura) (2305026)      | -                          | 12,000.00                  |
| 9  | Research Grants Advance (Makandura) (2305027)   | 55,000.00                  | 100,000.00                 |
| 10 | WINC- Advance (2305029)                         | -                          | 50,000.00                  |
|    | <b>Total</b>                                    | <b>2,980,082.93</b>        | <b>397,112.51</b>          |

**NOTE 08 : OTHER CURRENT ASSETS**

| NO | NAME  | As At<br>31/12/2019<br>Rs. | As At<br>31/12/2018<br>Rs. |
|----|---|----------------------------|----------------------------|
| 1  | Receivable Income (2302003)                 | 3,863,686.25               | 835,051.21                 |
| 2  | Security Deposit (2305008)                  | 6,124,086.45               | 3,124,011.45               |
| 3  | Stamps Imprest (2305020)                    | 66,955.00                  | 63,135.00                  |
| 4  | Receivable Bursary (2308101)                | 3,660,200.00               | 2,245,100.00               |
| 5  | Receivable Endowed Scholarship (2308102)    | -                          | 2,000.00                   |
| 6  | Receivable Mahapola (2308103)               | -                          | 4,184,600.00               |
| 7  | Money Due from Self funded courses (230701) | 235,009.18                 | 253,624.33                 |
| 8  | Petty Cash Imprest -General (2313003)       | -                          | 1,200.00                   |
|    | <b>Total</b>                                | <b>13,949,936.88</b>       | <b>10,708,721.99</b>       |

**NOTE 09 : INVESTMENTS - LONG TERM**

| NO | NAME                                    | As At<br>31/12/2019<br>Rs. | As At<br>31/12/2018<br>Rs. |
|----|---|----------------------------|----------------------------|
| 1  | Self Finance Programme Surplus (225001) | 108,050,323.19             | 102,585,415.09             |
| 2  | Fund Investments (226001)               | 68,666,941.89              | 60,145,738.86              |
|    | <b>Total</b>                            | <b>176,717,265.08</b>      | <b>162,731,153.95</b>      |

**NOTE 10 : PROPERTY, PLANT & EQUIPMENT - (COST)**

| NO | ASSETS                                   | COST<br>AS AT 01/01/2019 | ADDITIONS (DURING THE YEAR)-2019 |                       |                             | COST<br>AS AT 31/12/2019<br><br>5 =(1+2+3+4) |
|----|--|--------------------------|----------------------------------|-----------------------|-----------------------------|--|
|    |  |                          | UNIVERSITY FUNDS                 | DISPOSE ASSETS        | SPECIAL GRANT<br>& DONATION |  |
|    |  | 1                        | 2                                | 3                     | 4                           |  |
| 1  | Land (2101003)                           | 508,792,360.23           | 16,493,223.46                    |                       |                             | 525,285,583.69                               |
| 2  | Buildings (2101004)                      | 3,953,321,480.13         | 239,789,828.20                   |                       | 733,741,516.23              | 4,926,852,824.56                             |
| 3  | Furniture & Fittings (2106001)           | 307,095,641.22           | 26,025,677.39                    | (523,800.00)          | 17,869,920.05               | 350,467,438.66                               |
| 4  | Office Equipment (2102003)               | 325,693,272.06           | 147,514,277.92                   | (3,170,635.00)        | 7,888,043.92                | 477,924,958.90                               |
| 5  | Lab & Teaching (2103002)                 | 446,061,750.92           | 30,369,383.43                    | (1,152.83)            | 68,493,307.48               | 544,923,289.00                               |
| 6  | Library Books & Periodicals<br>(2104001) | 130,039,214.55           | 5,712,048.00                     | -                     | 7,112,682.74                | 142,863,945.29                               |
| 7  | Motor Vehicle (2105001)                  | 69,720,000.00            | -                                | -                     | -                           | 69,720,000.00                                |
| 8  | Electricity Supply (2108001)             | 39,852,868.40            | 13,629,290.28                    |                       |                             | 53,482,158.68                                |
| 9  | Plant & Machinery (2109001)              | -                        | 33,518,935.01                    | -                     | -                           | 33,518,935.01                                |
| 10 | Software Package (2109005)               | 7,360,596.24             | 15,000.00                        |                       |                             | 7,375,596.24                                 |
| 11 | Water Supply Scheme (2107001)            | 260,522,164.66           | 10,077,508.30                    |                       |                             | 270,599,672.96                               |
| 12 | Cloaks (2109002)                         | 2,037,400.00             | -                                | -                     | -                           | 2,037,400.00                                 |
|    | <b>Total (Rs.)</b>                       | <b>6,050,496,748.41</b>  | <b>523,145,171.99</b>            | <b>(3,695,587.83)</b> | <b>835,105,470.42</b>       | <b>7,405,051,802.99</b>                      |
|    |  |                          |                                  |                       |                             | 2019 Account. Statements                     |

**NOTE 10 : PROPERTY, PLANT & EQUIPMENT - (DEPRECIATION)**

| NO | ASSETS                                  | ACCUMULATED<br>DEPRECIATION<br>AS AT 01/01/2019 | OPENING BALANCE<br>AJUSTMENT<br>DEPRECIATION<br>J/C069, J/C070<br>J/C095, J/C098 | DEPRECIATION FOR THE YEAR |  |                                       |  | ACCUMULATED<br>DEPRECIATION<br>AS AT 31/12/2019 | NET VALUE<br>AS AT 31/12/2019 |
|----|---|---|--|---------------------------|--|---------------------------------------|--|---|-------------------------------|
|    |   |   |  | OPENING BALANCE<br>J/C085 | FOR THE YEAR<br>ADDITION<br>J/C097<br>J/C106 | SPECIAL GRANT<br>& DONATION<br>J/C097 | TOTAL<br>DEPRECIATION<br>DURING THE YEAR |   |                               |
|    |   | 6   | 7  | 8                         | 9  | 10                                    | 11=(8+9+10)                              | 12= (6+7+11)                                    | 13=(5-12)                     |
| 1  | Land                                    | -   |  |                           |  |                                       |  | -   | 525,285,583.69                |
| 2  | Buildings (270002)                      | 383,869,106.80                                  | 26,580,250.17  | 197,666,074.01            | 11,887,154.99                                | 36,687,075.81                         | 246,240,304.81                           | 656,689,661.78                                  | 4,270,163,162.78              |
| 3  | Furniture & Fittings (270003)           | 71,959,035.88                                   | (261,900.00)   | 30,657,184.12             | 1,140,834.99                                 |                                       | 31,798,019.11                            | 103,495,154.99                                  | 246,972,283.67                |
| 4  | Office Equipment (270004)               | 171,426,149.13                                  | 4,454,202.24   | 53,151,322.87             | 17,925,482.41                                |                                       | 71,076,805.28                            | 246,957,156.65                                  | 230,967,802.25                |
| 5  | Lab & Teaching (270005)                 | 261,788,022.41                                  | (1,152.83)   | 74,221,356.03             | 3,355,542.49                                 |                                       | 77,576,898.52                            | 339,363,768.10                                  | 205,559,520.90                |
| 6  | Library Books & Periodicals<br>(270006) | 114,053,682.60                                  |  | 3,544,102.47              | 770,694.19                                   |                                       | 4,314,796.66                             | 118,368,479.26                                  | 24,495,466.03                 |
| 7  | Motor Vehicle (270007)                  | 69,720,000.00                                   |  |                           | -  |                                       | -  | 69,720,000.00                                   | -                             |
| 8  | Electricity Supply (270008)             | 7,903,952.80                                    |  | 3,985,286.84              | 1,022,196.77                                 |                                       | 5,007,483.61                             | 12,911,436.41                                   | 40,570,722.27                 |
| 9  | Plant & Machinery (270012)              | -   |  |                           | 279,324.46                                   |                                       | 279,324.46                               | 279,324.46                                      | 33,239,610.55                 |
| 10 | Software Package (270009)               | 3,309,119.68                                    |  | 1,391,039.25              | 750.00                                       |                                       | 1,391,789.25                             | 4,700,908.93                                    | 2,674,687.31                  |
| 11 | Water Supply Scheme (270010)            | 51,092,594.96                                   |  | 26,052,216.47             | 843,299.72                                   |                                       | 26,895,516.19                            | 77,988,111.15                                   | 192,611,561.81                |
| 12 | Cloaks (270011)                         | 1,609,613.34                                    |  | 199,880.00                | -  |                                       | 199,880.00                               | 1,809,493.34                                    | 227,906.66                    |
|    | <b>Total (Rs.)</b>                      | <b>1,136,731,277.60</b>                         | <b>30,771,399.58</b>   | <b>390,868,462.06</b>     | <b>37,225,280.02</b>                         | <b>36,687,075.81</b>                  | <b>464,780,817.89</b>                    | <b>1,632,283,495.07</b>                         | <b>5,772,768,307.92</b>       |
|    |   |   |  |                           |  |                                       |  |   |                               |



| No.                           | Contract No.       | Name of the Project   | Contractor  | Ledger No.   | Value of Work as at 31.12.2019 | Value of Work as at 31.12.2018 |
|-------------------------------|--------------------|---|---|--|--------------------------------|--------------------------------|
| <b>Permanent Construction</b> |                    |   |   |  |                                |                                |
| 1                             | WUSL/CW/2012/K/04  | Planting of grass and other improvement of the Play ground - Kuliyaipitiya              | Ananda Construction<br>HMPP Kumara<br>JHRP Amarasinghe<br>Pinnacle Engineering Services<br>Antony Builders<br>SEC | (8) 18, (8) 50<br>(8) 51                                       | 35,259,955.99                  | 34,781,658.49                  |
| 2                             | WUSL/CW/2011/18    | Administration Building Stage II  | Antony Builders<br>G.D.D. Perera  | (9) 14, (9) 31, (10) 106                                       | -                              | 84,381,454.19                  |
| 3                             | WUSL/CW/2010/02    | Faculty Building Stage III - FLFN   | SEC   | (8) 48, (9) 17,<br>(10) 18, (10) 35, (10) 64, (10) 90, (11) 16 | 169,326,036.80                 | 125,271,403.48                 |
| 4                             | WUSL/CW/2008/44    | Health Centre Stage II, Makandura   | LM Construction<br>SEC  | (9) 11<br>(09) 21  | 9,154,944.21                   | 8,814,849.04                   |
| 5                             | WUSL/CW/2010/01    | Construction work of proposed faculty building Stage III (Final) FAS                    | Antony Builders<br>Mr. SLH Gamage, Mr. GDD Perera,<br>Mr. RA Gunapala   | (9) 27, (10) 19, (10) 27, (10) 32, (10) 62                     | 350,734,068.71                 | 351,837,444.62                 |
| 6                             | WUSL/CW/2016/01    | 04 Blocks of Staff Quarters, Kuliyaipitiya & Makandura                                  | Wijaya Engineering  | (10) 67  | -                              | 48,098,765.22                  |
| 7                             | WUSL/CW/2014/01    | Construction of Faculty Building Stage III FAPM, Makandura                              | Antony Builders   | (10) 76,<br>(10) 102, (11) 25                                  | 200,882,117.20                 | 164,884,585.00                 |
| 8                             | WUSL/CW/2014/04    | Laboratory building to introduce Engineering Technology Degree Programme, Kuliyaipitiya | Antony Builders   | (10) 74,<br>(11) 01, (11) 13                                   | 246,027,946.05                 | 193,923,116.27                 |
| 9                             | WUSL/CW/2016/02    | Design & Construction of Proposed Faculty of Medicine                                   | Sathula Builders  | (10) 93, (11) 02,<br>(11) 12, (11) 20,<br>(11) 29, (11) 34     | 1,927,823,263.02               | 937,378,511.91                 |
| 10                            | WUSL/CW/2015/01    | Extension to the Faculty Building of the Livestock, Fisheries & Nutrition, Makandura    | Central Engineering Services (Pvt) Ltd  | (11) 27  | 8,367,987.94                   | -                              |
| <b>Rehabilitation Works</b>   |                    |   |   |  |                                |                                |
| 11                            | WUSL/CW/2011R/M/26 | Partition of Applied Nutrition Department   | Vikto Electricals   | (7) 38   | -                              | 366,731.37                     |
| 12                            | WUSL/CW/2011R/K/47 | Construction of an Overhead Water Tank 20,000L capacity at Kuliyaipitiya                | RE Weerakoon Construction   | (7) 32   | 2,972,349.63                   | 2,992,361.03                   |
| 13                            | WUSL/CW/2013R/M/10 | Improvement of rear side garden FLFN  | Didula Builders   | (9) 06   | 798,377.50                     | 798,377.50                     |
| 14                            | WUSL/CW/2014R/K/14 | Dining Room for Hostel Canteen, Kuliyaipitiya   | Didula Builders   | (9) 41   | -                              | 840,275.00                     |
| 15                            | WUSL/CW/2014R/K/16 | Construction of Meter Cubical, Kuliyaipitiya  | Didula Builders   | (10) 01  | -                              | 243,663.32                     |
| 16                            | WUSL/CW/2014R/M/17 | Construction of Meter Cubical, Makandura  | Didula Builders   | (10) 06  | 253,600.00                     | 253,600.00                     |
| 17                            | WUSL/CW/2015R/K/05 | Repairing Work for Wash Rooms at Faculty of Business Management & Finance               | Didula Builders   | (10) 20  | -                              | 910,214.00                     |
| 18                            | WUSL/CW/2016R/M/01 | Construction of Agro Well and Pump House, Makandura                                     | Algama Construction   | (10) 38  | -                              | 6,021,070.69                   |
| 19                            | WUSL/CW/2015R/M/12 | Construction of Business Incubating Office at Makandura                                 | TMC Construction  | (10) 42  | -                              | 622,109.54                     |
|                               |                    | Supply & Fixing of Curtains   | Dhammika Curtain Centre   |  | -                              | 32,930.00                      |
|                               | WUSL/CW/2015R/M/13 | Fabrication of Steel Roof   | Didula Builders   |  | 478,104.00                     | 478,104.00                     |
|                               |                    | Supply of Converter   | Logiventures (Pvt) Ltd  |  | -                              | 1,223,220.00                   |
| 20                            | WUSL/CW/2016R/K/06 | Proposed Wash Rooms of Hostel Canteen, Kuliyaipitiya                                    | Algama Construction   | (10) 45  | -                              | 1,931,523.44                   |
| 21                            | WUSL/CW/2016R/K/02 | Renovation of Wash Rooms at Hostels, Kuliyaipitiya                                      | Antony Builders   | (10) 54  | -                              | 15,652,534.50                  |
| 22                            | WUSL/CW/2016/02    | Architect & Master Plan for Proposed Faculty of Medicine, Kuliyaipitiya                 | ATS Consultants (Pvt) Ltd   | (10) 66  | -                              | 5,278,500.00                   |
|                               |                    | Hire charges of Machinery used for the site preparation of Faculty of Medicine          | United Contractors  | (10) 66  | -                              | 816,971.50                     |
| 23                            | WUSL/CW/2015R/K/10 | Construction of Dining Room Stage II, Kuliyaipitiya                                     | Didula Builders   | (10) 69  | -                              | 576,450.00                     |

| No.                | Contract No.       | Name of the Project  | Contractor                         | Ledger No.           | Value of Work as at 31.12.2019 | Value of Work as at 31.12.2018 |
|--------------------|--------------------|--|------------------------------------|----------------------|--------------------------------|--------------------------------|
| 24                 | WUSL/CW/2016R/M/18 | Construction work of Lecture Hall at FAPM, Makandura   | Didula Builders                    | (10) 75              | 9,275,636.00                   | 9,275,636.00                   |
| 25                 | WUSL/CW/2016R/K/20 | Proposed development the laboratory complex, Engineering Technology Degree Programme, Kuliyaipitiya  | Antony Builders                    | (10) 72              | -                              | 5,556,238.22                   |
| 26                 | WUSL/CW/2016R/K/21 | Proposed development the Nano Engineering Laboratory, Kuliyaipitiya  | Antony Builders                    | (10) 73              | -                              | 6,269,434.88                   |
| 27                 | -                  | Preparation of Bidding Documents for the Project of Extension to the FLFN, Makandura   | I.K.A. Bandara                     | (10) 95              | -                              | 645,000.00                     |
| 28                 | -                  | Preparation of Bidding Documents for the Design & Construction of ICT Centre, Makandura  | I.K.A. Bandara                     | (10) 97              | -                              | 636,000.00                     |
| 29                 | WUSL/CW/2017R/M/04 | Construction of the Entrance Road to the FLFN, Makandura   | Didula Builders                    | (10) 87              | 2,968,240.00                   | 2,968,240.00                   |
| 30                 | WUSL/CW/2016R/M/19 | Fabrication of pantry for Dept. of Horticulture and Landscape Gardening at FAPM, Makandura   | Vikto Electricals & Construction   | (10) 81              | -                              | 1,010,056.50                   |
| 31                 | WUSL/CW/2016R/K/24 | Ground preparation of proposed hostel building, Kuliyaipitiya  | United Contractors                 | (10) 83              | -                              | 3,152,207.50                   |
| 32                 | WUSL/CW/2017R/K/04 | Ground preparation of proposed hostel building for Faculty of Medicine, Kuliyaipitiya (K/04)   | United Contractors                 | (10) 94              | -                              | 732,469.50                     |
| 33                 | WUSL/CW/2017R/K/08 | Ground preparation of proposed hostel building for Faculty of Medicine, Kuliyaipitiya (K/08)   | United Contractors                 | (10) 98              | -                              | 1,990,021.69                   |
| 34                 | WUSL/CW/2016R/K/09 | Temporary building to store technology equipment, Kuliyaipitiya  | Antony Builders                    | (10) 78              | -                              | 1,573,467.38                   |
| 35                 | WUSL/CW/2016R/K/11 | Proposed wash rooms for Pavilion, Kuliyaipitiya  | Antony Builders                    | (10) 86              | -                              | 3,730,331.77                   |
| 36                 | WUSL/CW/2017R/K/06 | The Proposed Drain at WUSL, Kuliyaipitiya  | Antony Builders                    | (10) 92              | -                              | 3,619,832.00                   |
| 37                 | WUSL/CW/2017R/K/02 | Rectification and Refurbishment of Entire Electricity Distribution System, Kuliyaipitiya   | Chance Electric Company Ltd        | (10) 91              | -                              | 12,978,212.14                  |
| 38                 | WUSL/CW/2017R/M/12 | Development of Lecture Hall (Ground Floor) for FAPM, Makandura   | Didula Builders                    | (10) 100             | -                              | 1,900,180.30                   |
| 39                 | WUSL/CW/2018R/M/03 | Retaining Wall at Four numbers two storied staff quarters (Retaining Wall behind the Academic Family Quarters), Makandura  | Neith Ithira Builders              | (11) 05              | 4,373,131.14                   | 4,399,913.22                   |
| 40                 | WUSL/CW/2018R/K/02 | Refurbishment of Existing Quarters Building to Convert Anatomy Lab, Kuliyaipitiya  | Raj Construction                   | (11) 08              | -                              | 1,742,942.86                   |
| 41                 | WUSL/CW/2018R/K/01 | Septic Tank and Soakage Pits (04 Nos.) for Four Storied 100 Rooms Hostel Building No.06 & 07 at Kuliyaipitiya  | Suranga Construction               | (11) 10              | -                              | 2,647,678.97                   |
| 42                 | WUSL/CW/2017R/K/10 | Proposed Extension to the Canteen of BSF Premises, Kuliyaipitiya   | Didula Builders                    | (10) 107             | 4,940,362.00                   | 3,831,851.14                   |
| 43                 | WUSL/CW/2018R/M/02 | Renovation of Old Boys Hostel (Sapumal Bandara), Makandura   | TMC Construction                   | (11) 14              | -                              | 1,944,829.40                   |
| 44                 | WUSL/CW/2018R/K/10 | Additional Fabrications for Temporary Laboratories, Erection of Temporary Shed for Medical Students Waiting Area - Faculty of Medicine   | Jayamaha Construction              | (11) 30              | 657,854.00                     | -                              |
| 45                 | WUSL/CW/2018R/K/08 | Construction of Sewerage Pits (02 Nos.) for Four Storied 100 Rooms Hostel Building 08, A/B for Faculty of Medicine, Kuliyaipitiya  | Neith Ithira Builders              | (11) 31              | 1,896,499.74                   | -                              |
| 46                 | WUSL/CW/2018R/K/05 | Construction work of the upper floor of facility block at Administration building, Kuliyaipitiya   | Abhises Engineering (Pvt) Ltd      | (11) 33              | 3,333,656.31                   | -                              |
| <b>Other Works</b> |                    |  |                                    |                      |                                |                                |
| 47                 | -                  | Supply, Delivery, Installation and Commissioning of 500 KVA Automatic Mains Failure Silent Type Diesel generators and Construction of generator rooms at Kuliyaipitiya and Makandura | Metropolitan Engineering (Pvt) Ltd | SAB/supplies         | -                              | 30,016,385.64                  |
| 48                 | -                  | Design, Supply, Installation and Commissioning of Air Condition System, Phase I & II   | Abans Engineering (Pvt) Ltd        | SAB/supplies         | -                              | 51,781,724.33                  |
| 49                 | -                  | Constructing a Animal Cage of the Animal Unit - Dept. of Livestock & Avian Sciences  | -                                  | SAB/supplies         | 50,600.00                      | -                              |
| 50                 | -                  | Livestock Development Project  | -                                  | Dr Weerathilaka/FLFN | -                              | 3,033,939.00                   |
| <b>TOTAL</b>       |                    |  |                                    |                      | <b>2,979,574,730.24</b>        | <b>2,143,847,016.55</b>        |

**NOTE 12 : LOANS TO STAFF**

| NO | NAME                          | As At<br>31/12/2019<br>Rs. | As At<br>31/12/2018<br>Rs. |
|----|-------------------------------|----------------------------|----------------------------|
| 1  | Distress Loans (2303001)      | 45,633,529.17              | 46,596,175.72              |
| 2  | Staff Loans (2303002)         | 451,740.00                 | 424,200.00                 |
| 3  | Vehicle Loans (2303003)       | 4,405,171.00               | 5,113,637.00               |
| 4  | Computer Loans (2303004)      | 1,866,500.00               | 1,977,500.00               |
| 5  | Provident Fund Loan (2303015) | -                          | 42.04                      |
|    | <b>Total</b>                  | <b>52,356,940.17</b>       | <b>54,111,554.76</b>       |

**NOTE 13 : SUNDRY CREDITORS**

| NO | NAME                                      | As At<br>31/12/2019<br>Rs. | As At<br>31/12/2018<br>Rs. |
|----|---|----------------------------|----------------------------|
| 1  | Sundry Creditors - Makandura (162001)     | 201,050.00                 | 37,928.80                  |
| 2  | Supplies Creditors (162002)               | 17,243,487.18              | 10,847,314.27              |
| 3  | Sundry Creditors - Kuliyaipitiya (162003) | 2,483,202.50               | 413,979.38                 |
| 4  | Money Retention on Construction (166001)  | 218,617,981.44             | 222,830,713.11             |
| 5  | Money Retention on Supplier (166004)      | 3,985,344.63               | 7,265,995.68               |
|    | <b>Total</b>                              | <b>242,531,065.75</b>      | <b>241,395,931.24</b>      |

**NOTE 14 : DEPOSITS**

| NO | NAME   | As At<br>31/12/2019<br>Rs. | As At<br>31/12/2018<br>Rs. |
|----|--|----------------------------|----------------------------|
| 1  | Tender Deposits (16101001)                   | 804,678.50                 | 357,720.00                 |
| 2  | Security Deposits - Kuliyaipitiya (16101002) | 826,000.00                 | 200,830.25                 |
| 3  | Unclaimed Bursary Payments (16101004)        | 20,000.00                  | -                          |
| 4  | Unclaimed Mahapola Payments (16101005)       | -                          | 813,650.00                 |
| 5  | Security Deposits - Makandura (16101008)     | 66,500.00                  | 65,000.00                  |
| 6  | Refundable Deposits - Makandura (16101009)   | 3,000.00                   | 3,000.00                   |
| 7  | Library Deposits (Post Graduate) (16103001)  | 5,000.00                   | 5,000.00                   |
|    | <b>Total</b>                                 | <b>1,725,178.50</b>        | <b>1,445,200.25</b>        |

**NOTE 15 : EXPENSE CREDITORS**

| NO | NAME  | As At<br>31/12/2019<br>Rs. | As At<br>31/12/2018<br>Rs. |
|----|---|----------------------------|----------------------------|
| 1  | Accrued Expenses - Payment Division (163002)  | 40,085,488.40              | 36,986,164.12              |
| 2  | Accrued Expenses - Makandura (163003)         | 3,545,048.07               | 3,331,217.08               |
| 3  | Accrued Expenses - Salaries Division (163004) | 10,640,296.27              | 10,799,659.75              |
| 4  | Accrued Expenses - Account Division (163005)  | 900,000.00                 | -                          |
|    | <b>Total</b>                                  | <b>55,170,832.74</b>       | <b>51,117,040.95</b>       |

**NOTE 16 : OTHER LIABILITIES**

| NO | NAME   | As At<br>31/12/2019<br>Rs. | As At<br>31/12/2018<br>Rs. |
|----|--|----------------------------|----------------------------|
| 1  | National Science Foundation - Makandura (133106)               | 2,843,109.47               | 3,499,937.30               |
| 2  | U.G.C (P.G.R) (133109)   | 3,007.06                   | 343,929.98                 |
| 3  | National Science Foundation - Kuliyaipitiya (133111)           | 271,464.30                 | 944,606.80                 |
| 4  | Social Harmony (133113)  | -                          | 33,115.87                  |
| 5  | BMZ IWMl Project (133115)                                      | 114,604.60                 | 523,926.55                 |
| 6  | Biopolimer Research Grant (133116)                             | 668,779.69                 | 805,795.45                 |
| 7  | Unclaimed Cheques - Kuliyaipitiya (135002)                     | 139,599.46                 | 522,155.78                 |
| 8  | Unclaimed Salaries (135003)                                    | 11,862.64                  | 42,863.96                  |
| 9  | Unclaimed Cheques - Makandura (135005)                         | 47,850.00                  | -                          |
| 10 | Post Graduate Diploma In Business Mgt (PGDBM) (135010)         | 8,731,157.37               | 9,512,620.92               |
| 11 | External Training Courses (135012)                             | 2,102,533.63               | 402,801.63                 |
| 12 | External Degree Program me in Plantation - Makandura (135014)  | 33,144,538.51              | 40,373,401.79              |
| 13 | Diploma in English (135015)                                    | 14,372,708.54              | 13,154,866.80              |
| 14 | AGRES (135016)   | 2,956,865.17               | 2,495,405.17               |
| 15 | Master of Business Administration (135017)                     | 159,770.13                 | 1,564,990.91               |
| 16 | CPFM & DPFM (135020)   | 1,164,889.91               | 1,559,994.38               |
| 17 | Diploma In Insurance (135021)                                  | 210,997.91                 | 2,545,600.65               |
| 18 | Computer Unit - Makandura (135022)                             | 8,112,357.77               | 7,325,298.08               |
| 19 | ASBIRES (Symposium) (135023)                                   | 575,153.50                 | 321,573.50                 |
| 20 | Staff Development Activities (135030)                          | 448,973.70                 | 448,973.70                 |
| 21 | Professional Diploma in Teaching Technology & Method: (135033) | 1,093,188.89               | 1,381,762.63               |
| 22 | Diploma In Food Business & Marketing (135034)                  | 1,129,249.00               | 663,139.77                 |
| 23 | Higher Diploma In Insurance (135035)                           | 1,771,177.92               | 2,431,454.79               |
| 24 | Biotechnology Society (135036)                                 | 157,606.50                 | 12,174.21                  |
| 25 | Grants from Peradeniya University (135037)                     | 42,910.06                  | 538,075.06                 |
| 26 | Sri Lanka Sustainable Energy Authority (135038)                | 78,957.00                  | 386,447.00                 |



| NO | NAME  | As At<br>31/12/2019<br>Rs. | As At<br>31/12/2018<br>Rs. |
|----|---|----------------------------|----------------------------|
| 26 | English Through E-Learning (135040)                         | -                          | 307,500.00                 |
| 27 | LFN-Symposium (135042)                                      | 168,295.54                 | 318,135.04                 |
| 28 | Intensive Training Programme (135043)                       | 251,494.98                 | 359,874.98                 |
| 29 | Winc -2018 (International Conference) (135045)              | 6,140,800.79               | 10,091,520.79              |
| 30 | CIAT (135046)   | 10,868.71                  | 186,885.41                 |
| 31 | Diploma Course in Information Technology (135047)           | 1,887,685.56               | 1,299,907.21               |
| 32 | FAO Funded Project (135049)                                 | 2,270,439.23               | 2,270,439.23               |
| 33 | Capacity Development Programme (135050)                     | 16,109.68                  | 16,109.68                  |
| 34 | Industrial Membership Programme (135051)                    | 419,800.00                 | 247,200.00                 |
| 35 | Diploma in Software Application Development (DSAD) (135052) | 3,779,752.98               | 4,793,884.73               |
| 36 | Diploma in Banking & Financial Studies (135053)             | 24,456.44                  | 4,756.44                   |
| 37 | Accounting Day- FBSF (135054)                               | 90,516.00                  | 7,500.00                   |
| 38 | FLFN Workshop & Training Programme (135056)                 | 48,000.00                  | -                          |
| 39 | Diploma In Business Management (135057)                     | 2,195,308.28               | 669,127.50                 |
| 40 | Research Day Symposium (135058)                             | 26,814.00                  | 26,814.00                  |
| 41 | ASRITE-FAS (Electronics) (135060)                           | 36,045.75                  | -                          |
| 42 | Higher Diploma in Tech Metholo: (135062)                    | 818,191.40                 | 462,605.40                 |
| 43 | ARSYM-FBSF 2017 (135065)                                    | 673,197.00                 | 676,717.00                 |
| 44 | Conf: of Biofertilizer & Bio pesticides (135066)            | 447,490.36                 | 447,490.36                 |
| 45 | Development & Research Programme (135067)                   | 696,730.00                 | 7,135,385.50               |
| 46 | CABS (135068)   | 215,213.09                 | 75,434.09                  |
| 47 | SRHDC-External Programme (135069)                           | 2,415,179.27               | 582,037.51                 |
| 48 | Research Congress (135071)                                  | 56,420.00                  | -                          |
| 49 | ACIAR-Makandura (135072)                                    | 9,442,946.33               | 10,386,324.58              |
| 50 | Organic Agriculture Project-IWMI (135073)                   | 196,526.09                 | 2,846,836.91               |
| 51 | Higher Diploma in Banking & Finance Studies (135074)        | 24,000.00                  | -                          |
| 52 | Visiting Postgraduate Students-FLFN (135075)                | 12,915.02                  | 46,530.02                  |
| 53 | Breach Of Contract Fund Investment Interest (135076)        | 341,874.35                 | 542,108.75                 |

| NO | NAME  | As At<br>31/12/2019<br>Rs. | As At<br>31/12/2018<br>Rs. |
|----|---|----------------------------|----------------------------|
| 54 | SACFIRE-FBSF (135077)                           | 23,000.00                  | 311.00                     |
| 55 | Master of Agri-Enterprise & Technology (135078) | 7,746,997.95               | -                          |
| 56 | Wayambin Deyata Exhibition (135080)             | 377,354.05                 | -                          |
| 57 | Sri Lanka Economic Research Conference (135083) | 365,420.00                 | -                          |
| 58 | BSc Food Quality Mgt. External Degree (135084)  | 129,000.00                 | -                          |
| 59 | Scholarship Payable (162004)                    | 482,536.45                 | 264,347.90                 |
| 60 | W.H.T Payable (162005)                          | 141,618.52                 | 564,814.98                 |
| 61 | Contractor Payable (162006)                     | 137,511,706.42             | 136,862,257.10             |
| 62 | Stamp Duty Payable- Kuliyaipitiya (162007)      | 87,400.00                  | 78,675.00                  |
| 63 | W.H.T Payable- Makandura (162008)               | 23,871.00                  | 44,500.08                  |
| 64 | Outreach Centre - Makandura (162011)            | 1,882,495.95               | 1,683,032.57               |
| 65 | PAYE Tax Payable- Kuliyaipitiya (162014)        | 3,841,850.30               | 2,606,882.20               |
| 66 | Stamp Duty Payable- Makandura (162015)          | 3,725.00                   | 4,775.00                   |
| 67 | PAYE Tax Payable- Makandura (162017)            | 8,295.00                   | 7,080.00                   |
| 68 | Liquidated Damages- Construction (162019)       | 20,680,866.86              | -                          |
| 69 | Liquidated Damages- Supplies (162020)           | 2,472,536.36               | -                          |
|    | <b>Total</b>                                    | <b>288,839,057.44</b>      | <b>277,752,713.64</b>      |

**NOTE 17 : PROVISION FOR GRATUITY (135001)**

|                                 | As At<br>31/12/2019<br>Rs. | As At<br>31/12/2018<br>Rs. |
|---------------------------------|----------------------------|----------------------------|
| <b>Balance as at 01/01/2019</b> | 159,201,069.99             | 129,222,617.68             |
| <b>Add:</b>                     |                            |                            |
| Provision for the Year          | 160,970,931.65             | 33,320,771.31              |
| <b>Less:</b>                    |                            |                            |
| Payments During the Year        | (6,664,324.75)             | (3,342,319.00)             |
| <b>Balance as at 31/12/2019</b> | <b>313,507,676.89</b>      | <b>159,201,069.99</b>      |

Actuarial Valuation has been done base on the following assumptions.

**Mortality :** A 1967/70 Mortality Table

**Disability :** 10% of the Mortality Table

**Staff Turnover Rates :** Academic Staff : 1.00%, Non-Academic Staff : 0.50% p.a.

**Normal Retirement Age :** Academic Staff : 65 Years, Non-Academic Staff : 60 Years

**Rate of Discount :** 10.50% p.a.

**Salary Escalation Rates :** Basic Salary & Allowances : Academic 10.00% p.a. Non-Academic 8.00% p.a;  
increments are due on appointment dates every year.

Valuation was done by Actuarial & Management Consultants (pvt) Ltd.

As per the Commission Circular No 05/2019, Academic Allowance pays to academic staff and MCA pays to non-academic staff are considered to calculate gratuity provision with effect from 1st January 2019. Therefore provision for gratuity has been increased significantly during the year compared to last year.

**NOTE 18 : CAPITAL -SPENT CAPITAL GRANT (111001)**

| NO | Description                            | As At<br>31/12/2019<br>Rs. | As At<br>31/12/2018<br>Rs. |
|----|--|----------------------------|----------------------------|
| 1  | Balance as at 01/01/2019               | 1,843,822,581.69           | 2,193,506,678.75           |
| 2  | Adjustment in Respect of Previous Year | (440,740.00)               | 70,415,360.17              |
| 3  | Transferred During the Year 2019       | 36,447,260.10              | 34,374,698.91              |
| 4  | Amortization for the Year 2019         | (303,920,583.00)           | (276,770,721.26)           |
| 5  | Amortization for the Previous Year     | (7,970,766.00)             | (177,703,434.88)           |
|    | <b>Balance as at 31/12/2019</b>        | <b>1,567,937,752.79</b>    | <b>1,843,822,581.69</b>    |

## NOTE 19 : UNSPENT CAPITAL GRANT AS AT 2019/12/31

| ALLOCATION<br>FOR THE<br>YEAR 2019 | DESCRIPTION  | 1<br>BALANCE AS<br>AT 01.01.2019 | 2<br>REC.TREASURY<br>ALLOCATION<br>YEAR 2019 | 3<br>RECEIVED UGC<br>ALLOCATION<br>YEAR 2019 | 4<br>OTHER RECEIVED | 5<br>ADJUSTMENT | 6<br>PAYMENTS<br>DURING THE<br>YEAR 2019<br>CAPITAL NATURE | 7<br>PAYMENTS<br>DURING THE<br>YEAR 2019<br>RECURRENT NATURE | 8<br>TOTAL PAYMENTS<br>DURING THE<br>YEAR 2019<br>(6+7) | 9<br>BALANCE AS<br>AT 31.12.2019<br>(1+2+3+4+5+8) |
|------------------------------------|--|----------------------------------|--|--|---------------------|-----------------|--|--|---|---|
| 71,000,000.00                      | 1. Rehabilitation & Improvement (112002)                   | 3,806,881.17                     | 64,150,000.00                                |  |                     |                 | (57,136,248.20)  | (10,876,521.11)  | (68,012,769.31)   | (55,888.14)                                       |
| 71,000,000.00                      |  | 3,806,881.17                     | 64,150,000.00                                |  |                     |                 | (57,136,248.20)  | (10,876,521.11)  | (68,012,769.31)   | (55,888.14)                                       |
| 14,100,000.00                      | 2. Acquisition of Assets (112001)                          |                                  |  |  |                     |                 |  |  |   |   |
| 80,900,000.00                      | i. Plant, Machinery  |                                  | 14,100,000.00                                |  |                     |                 | (3,702,524.37)   |  | (3,702,524.37)  | 10,397,475.63                                     |
| 4,000,000.00                       | ii. Furniture, Lab & Office Equipment                      | 20,911,809.50                    | 80,900,000.00                                |  | 5,635,532.00        | (965.51)        | (103,382,258.36)   | (2,185,468.71)   | (105,567,727.07)  | 1,878,648.92                                      |
| 1,000,000.00                       | iii. Books & Periodicals                                   | (2,567,477.69)                   | 4,000,000.00                                 |  |                     |                 | (5,231,409.27)   |  | (5,231,409.27)  | (3,798,886.96)                                    |
|                                    | iv. Sports Goods   | 64,041.25                        | 1,000,000.00                                 |  |                     |                 | (427,075.00)   | (1,468,915.00)   | (1,895,990.00)  | (831,948.75)                                      |
|                                    | v. Land & Building   | 250.00                           |  |  |                     |                 |  |  | -   | 250.00  |
| 100,000,000.00                     |  | 18,408,623.06                    | 100,000,000.00                               | -  | 5,635,532.00        | (965.51)        | (112,743,267.00)   | (3,654,383.71)   | (116,397,650.71)  | 7,645,538.84                                      |
| 102,400,000.00                     | 3. Construction Projects (112003)                          |                                  |  |  |                     |                 |  |  |   |   |
|                                    | i. Faculty Building , Fac. Of AS                           | (474,429.79)                     |  |  |                     |                 |  |  | -   | (474,429.79)                                      |
|                                    | ii. Faculty Building , Fac. Of LFN                         | (1,388,785.20)                   | 68,600,000.00                                |  |                     |                 | (62,414,021.26)  |  | (62,414,021.26)   | 4,797,193.54                                      |
| 45,300,000.00                      | iii. Faculty Building , Fac. Of APM                        | (5,376,121.08)                   |  |  |                     |                 |  |  | -   | (5,376,121.08)                                    |
| 5,000,000.00                       | iv. Faculty Building , Fac. Of BSF                         | (1,644,155.52)                   |  |  |                     |                 |  | (696,000.00)   | (696,000.00)  | (2,340,155.52)                                    |
|                                    | v. Health Center , Makandura                               | (40,120.11)                      |  |  |                     | 440,739.84      |  |  | -   | 400,619.73  |
|                                    | vi. Health Centre , Kuliyapitiya                           | (45,711.16)                      |  |  |                     |                 |  |  | -   | (45,711.16)                                       |
|                                    | vii. Bachelor Academic Staff Quarters, Kuliyapitiya        | 4,515,158.21                     |  |  |                     |                 |  |  | -   | 4,515,158.21                                      |
|                                    | viii. Bachelor Academic Staff Quarters, Makandura          | 435,763.87                       |  |  |                     |                 |  |  | -   | 435,763.87  |
|                                    | ix. Hostel, Kuliyapitiya                                   | (277.70)                         |  |  |                     |                 |  |  | -   | (277.70)  |
| 1,200,000.00                       | x. Hostel, Makandura                                       | 7,200,409.93                     |  |  |                     |                 |  |  | -   | 7,200,409.93                                      |
|                                    | xi. Access Road, Makandura                                 | (155,611.67)                     |  |  |                     |                 |  |  | -   | (155,611.67)                                      |
| 2,000,000.00                       | xii. Administration Building                               | (642,416.41)                     |  |  |                     |                 |  |  | -   | (642,416.41)                                      |
|                                    | xiii. Improvement of Playground                            | (545,085.91)                     |  |  |                     |                 |  |  | -   | (545,085.91)                                      |
| 11,100,000.00                      | xiv. Gymnasium ( Deyata Kirula)                            | -                                |  |  |                     |                 |  |  | -   | -   |
| 5,800,000.00                       | xv. Auditorium ( Deyata Kirula)                            | 598,218.40                       | 2,000,000.00                                 |  |                     |                 |  | (33,033.00)  | (33,033.00)   | (33,033.00)                                       |
| 2,000,000.00                       | xvi. Canteen Building -Kuliyapitiya                        | 10,851,986.85                    |  |  |                     |                 |  |  | -   | 2,598,218.40                                      |
| 1,200,000.00                       | xvii. Nano Technology Research Laboratory ( Deyata Kirula) | 4,117,240.80                     | 1,200,000.00                                 |  |                     |                 | (1,282,053.92)   |  | (1,282,053.92)  | 10,851,986.85                                     |
|                                    | xviii. 04 Bloks of Staff Quarters Kuli. & Maka.            | 7,283,248.58                     |  |  |                     |                 | (2,247,904.30)   |  | (2,247,904.30)  | 4,035,186.88                                      |
|                                    | xix. Lab. Building to introduce Engineering Degree Progra  | (2,534,933.30)                   |  |  |                     |                 |  |  | -   | 5,035,344.28                                      |
| 42,000,000.00                      | xx. Settle the Outstanding Bills                           | 1,493,231.57                     |  |  |                     |                 |  |  | -   | (2,534,933.30)                                    |
|                                    | xxi. ICT Centre Makandura                                  |                                  |  |  |                     |                 |  |  | -   | 1,493,231.57                                      |
| 218,000,000.00                     |  | 23,647,610.36                    | 71,800,000.00                                | -  | -                   | 440,739.84      | (65,943,979.48)  | (729,033.00)   | (66,673,012.48)   | -   |
|                                    |  |                                  |  |  |                     |                 |  |  |   | 29,215,337.72                                     |
| 6,000,000.00                       | 4. Other Capital Grants.(112004)                           |                                  |  |  |                     |                 |  |  |   |   |
|                                    | i. Human Capital Development Projects                      | 7,447,996.72                     |  |  |                     |                 |  | (2,366,034.45)   | (2,366,034.45)  | 5,081,962.27                                      |
| 8,000,000.00                       | ii. Technology stream project                              | 34,549,607.68                    |  | 72,000,000.00                                |                     |                 | (104,060,113.29)   |  | (104,060,113.29)  | 2,489,494.39                                      |
|                                    | iii. Research & Development                                | 3,134,541.91                     | 7,000,000.00                                 |  |                     |                 |  | (5,859,048.50)   | (5,859,048.50)  | 4,275,493.41                                      |
|                                    | iv. Medical Faculty  | (33,043,076.86)                  |  | 600,000,000.00                               | 252,000,000.00      |                 | (779,508,865.28)   | (4,418,191.69)   | (783,927,056.97)  | 35,029,866.17                                     |
| 14,000,000.00                      |  | 12,089,069.45                    | 7,000,000.00                                 | 672,000,000.00                               | 252,000,000.00      | -               | (883,568,978.57)   | (12,643,274.64)  | (896,212,253.21)  | 46,876,816.24                                     |
|                                    | 5. IT Development Project (UGC) (112005)                   | (965.51)                         |  |  |                     | 965.51          |  |  | -   | (0.00)  |
|                                    | 6. Staff Development Center (112007)                       | (372,566.24)                     |  |  |                     |                 |  |  | -   | -   |
|                                    | 7. External Programme (112016)                             | (1,933,600.00)                   |  |  | 5,353,302.37        |                 | (4,817,108.39)   |  | (4,817,108.39)  | (372,566.24)                                      |
|                                    | 8. Center for Food Research Training(112005)               | 34,359.40                        |  |  |                     |                 |  |  | -   | -   |
|                                    |  |                                  |  |  |                     |                 |  |  | -   | 34,359.40   |
| 403,000,000.00                     | Grand Total (Rs)   | 55,679,411.69                    | 242,950,000.00                               | 672,000,000.00                               | 262,988,834.37      | 440,739.84      | (1,124,209,581.64)   | (27,903,212.46)  | (1,152,112,794.10)                                      | 81,946,191.80                                     |



**NOTE 20 : SPECIAL GRANTS & DONATION (113001)**

|                                      |               |                                |
|--------------------------------------|---------------|--------------------------------|
| Balance as at 01/01/2019             |               | 1,507,990,956.81               |
| <b>Received During the Year 2019</b> |               |                                |
| AHEAD-Furniture & Fittings           |               | 17,869,920.05                  |
| AHEAD-Office Equipment               |               | 7,888,043.92                   |
| AHEAD-Lab & teaching                 |               | 68,493,307.48                  |
| MOHE-Hostels                         |               | 733,741,516.23                 |
| AHEAD-Medical Faculty                |               | 252,000,000.00                 |
| Library Book                         |               | 7,112,682.74                   |
|                                      |               | <u>1,087,105,470.42</u>        |
| <b>Amortization for 2018</b>         |               |                                |
| Hostel                               |               | 26,496,221.43                  |
| <b>Amortization for 2019</b>         |               |                                |
| OFFICE EQUIPMENT                     | 7,285,141.50  |                                |
| SOFTWARE PACKGE                      | 1,207,345.05  |                                |
| FURNITURE & FITTINGS                 | 359,373.97    |                                |
| LAB & TEACHING EQUIP                 | 4,620,306.34  |                                |
| LIBRARY BOOK                         | 150,021.24    |                                |
| WATER SUPPLY                         | 19,000,000.00 |                                |
| BUILDINGS                            | 63,626,793.50 | 96,248,981.60                  |
|                                      |               | <u>2,472,351,224.20</u>        |
| <b>Balance as at 31/12/2019</b>      |               | <u><u>2,472,351,224.20</u></u> |

**NOTE 21 : PROGRAMME DEVELOPMENT FUNDS**

| NO | NAME  | As At<br>31/12/2019<br>Rs. | As At<br>31/12/2018<br>Rs. |
|----|---|----------------------------|----------------------------|
| 1  | Programme Development Fund- P.M.E.D.P. (132011)                   | 24,693,221.51              | 7,462,130.13               |
| 2  | Programme Development Fund- English Through E<br>Lerning (132012) | 160,823.83                 | 165,198.83                 |
| 3  | Programme Development Fund- PGDBM (132013)                        | 16,835,215.95              | 11,345,506.44              |
| 4  | Programme Development Fund- Computer Unit-<br>Makandura (132014)  | 8,122,765.55               | 6,423,503.80               |
| 5  | Programme Development Fund- DIE- Kuliyaipitiya<br>(132015)        | 16,049,896.67              | 15,783,611.27              |
| 6  | Programme Development Fund- MBA Programme<br>(132016)             | 7,457,734.06               | 6,756,659.55               |
| 7  | Programme Development Fund- Diploma In Insurance<br>(132017)      | 5,248,025.03               | 4,523,595.83               |
| 8  | Programme Development Fund- DSAD- Kuliyaipitiya<br>(132018)       | 619,056.15                 | 494,056.15                 |
| 9  | Programme Development Fund- PDTTM- Makandura<br>(132019)          | 283,762.36                 | 561,216.36                 |
| 10 | Programme Development Fund- DFBM- Makandura<br>(132020)           | 315,058.54                 | 15,598.34                  |
| 11 | Programme Development Fund-CIT-Kuliyaipitiya<br>(132021)          | 141,576.62                 | 141,576.62                 |
| 12 | Programme Development Fund-DIT-Kuliyaipitiya<br>(135022)          | 2,001,743.19               | 1,716,743.19               |
|    | <b>Total</b>  | <b>81,928,879.46</b>       | <b>55,389,396.51</b>       |

**NOTE 22 : ENDOWMENT FUNDS (135004)**

| NO | NAME   | As At<br>31/12/2019<br>Rs. | As At<br>31/12/2018<br>Rs. |
|----|--|----------------------------|----------------------------|
| 1  | Chief Ministry Office at Kurunegala Scholarship Fund | 103,565.75                 | 98,027.77                  |
| 2  | Commercial Bank Ltd at Kurunegala Scholarship Fund   | 35,950.62                  | 35,950.62                  |
| 3  | Prof. HPM Gunasena Scholarship Fund                  | 78,102.71                  | 77,685.15                  |
| 4  | T.R.W. Fonseka Scholarship Fund                      | 50,000.00                  | 50,000.00                  |
| 5  | Slimline (Pvt) Scholarship Fund                      | 60,000.00                  | 60,000.00                  |
| 6  | Bank of Ceylon Scholarship Fund                      | 80,000.00                  | 80,000.00                  |
| 7  | Dr. Dharmawansa Senadhira Memorial Scholarship Fund  | 146,581.80                 | 132,999.25                 |
| 8  | Brandix Lanka Ltd Scholarship Fund                   | 142,200.00                 | 142,200.00                 |
| 9  | Bank of Ceylon (NCP) Scholarship Fund                | 83,114.62                  | 75,413.07                  |
| 10 | Arpico Gold Medal Scholarship Fund                   | 80,000.00                  | 80,000.00                  |
| 11 | Astron Limited Scholarship Fund                      | 75,000.00                  | 90,458.55                  |
| 12 | Abans Engineering Scholarship Fund                   | 255,764.90                 | 232,065.24                 |
| 13 | Dr KDDN Dissanayaka Scholarship Fund                 | 163,500.00                 | 180,585.75                 |
| 14 | M/S Fonseka Scholarship Fund                         | 86,500.00                  | 95,539.25                  |
| 15 | Nanapahana Scholarship Fund                          | 56,872.46                  | 54,755.25                  |
|    | <b>Total</b>   | <b>1,497,152.86</b>        | <b>1,485,679.90</b>        |

**NOTE 23 : SPECIAL FUNDS**

| NO | NAME   | As At<br>31/12/2019<br>Rs. | As At<br>31/12/2018<br>Rs. |
|----|--|----------------------------|----------------------------|
| 1  | Extension Course Fee Levying (132001)                        | 247,896.02                 | 225,411.27                 |
| 2  | Bursar Fund (132002)   | 17,650.00                  | 17,650.00                  |
| 3  | Vice Chancellor Fund (132003)                                | 17,219,896.20              | 17,185,445.40              |
| 4  | Registrar Fund (132004)                                      | 850.00                     | 850.00                     |
| 5  | Applied Faculty Fund (132005)                                | 6,624.61                   | 6,624.61                   |
| 6  | FBSF Faculty Fund (132006)                                   | 45,195.00                  | 45,195.00                  |
| 7  | FAPM Faculty Fund (132007)                                   | 2,912.95                   | 2,912.95                   |
| 8  | FLFN Faculty Fund (132008)                                   | 90,589.44                  | 88,170.84                  |
| 9  | University Welfare Fund (132009)                             | 2,961,330.40               | 2,479,893.61               |
| 10 | Staff Development Centre Fund (132010)                       | 3,360.00                   | 11,680.00                  |
| 11 | Money Received for Violation Bonds & Agreement Fund (133102) | 50,108,118.95              | 42,193,922.77              |
|    | <b>Total</b>   | <b>70,704,423.57</b>       | <b>62,257,756.45</b>       |

**NOTE 24 : INTEREST FROM INVESTMENTS (304)**

| NO | NAME   | Year 2019<br>Rs.    | Year 2018<br>Rs.     |
|----|--|---------------------|----------------------|
| 1  | Gratuity Fund Interest<br>(Acc No. 80235519)                                     | 654,086.95          | 608,978.68           |
| 2  | Saving Deposit Interest<br>(P.B.-Kuliyapitiya)<br>(Acc No: 001-3-1548782)        | 16,746.46           | 16,121.74            |
| 3  | Saving Deposit Interest<br>(P.B.-Kuliyapitiya)<br>(Acc No: 028200131586123)      | 423,977.35          | 584,844.65           |
| 4  | Saving Deposit Interest<br>(BOC.-Kuliyapitiya)<br>(Acc No: 76183268)             | 1,336,797.41        | 1,594,472.03         |
| 5  | Saving Deposit Interest<br>(BOC.-Kuliyapitiya)<br>(Acc No: 76183365)             | 2,797,611.41        | 6,205,618.36         |
| 6  | Saving Deposit Interest<br>(BOC.-Kuliyapitiya)<br>(Acc No: 76183353)             | 199,919.68          | 772,962.10           |
| 7  | Saving Deposit Interest<br>(BOC.-Kuliyapitiya)<br>(Acc No: 76183339)             | 289,916.05          | 71,718.41            |
| 8  | Saving Deposit Interest<br>(P.B.-Makandura)<br>(Acc No: 137200100000171)         | 1,220,048.90        | 1,487,644.40         |
| 9  | Saving Deposit Interest<br>(Sampath Bank-Kuliyapitiya)<br>(Acc No: 102361000585) | 45,139.83           | 60,418.67            |
| 10 | Saving Deposit Interest<br>(P.B.-Makandura)<br>(Acc No: 137200210044857)         | 395,814.96          | 304,277.59           |
| 11 | Saving Deposit Interest<br>(P.B.-Makandura)<br>(Acc No: 137200200041538)         | 4,485.58            | 23,786.44            |
| 12 | Saving Deposit Interest<br>(P.B.-Makandura)<br>(Acc No: 137200120044857)         | 378,178.89          | 476,995.10           |
|    | <b>Total</b>   | <b>7,762,723.47</b> | <b>12,207,838.17</b> |

**NOTE 25 : MISCELLANEOUS RECEIPTS**

| NO | NAME  | Year 2019<br>Rs.     | Year 2018<br>Rs.    |
|----|---|----------------------|---------------------|
| 1  | Laser Printing Charges- Makandura (308B)    | 223,693.00           | 438,860.50          |
| 2  | Miscellaneous Income (308C)                 | 1,806,019.16         | 590,772.92          |
| 3  | Photocopy Charges (308D)                    | 190,391.50           | 163,001.75          |
| 4  | Laser Printing Charges- Kuliyapitiya (308E) | 2,240.00             | 1,420.00            |
| 5  | External Courses Contribution (308F)        | 6,915,813.84         | 4,279,735.30        |
| 6  | Royalty (308I)                              | 108,605.00           | -                   |
| 7  | Hostel Fees (310011)                        | 2,132,282.90         | 1,511,839.85        |
| 8  | Certificate Income (310012)                 | 270,515.00           | 284,858.00          |
| 9  | Supply Registration Fees (310013)           | 987,740.00           | 640,150.00          |
| 10 | Tender Fees (310015)                        | 2,102,450.00         | 466,000.00          |
| 11 | Certificate & Convocation Fees (310017)     | 18,000.00            | 666,000.00          |
| 12 | Convocation Other Income (310018)           | 558,000.00           | 25,000.00           |
| 13 | Registration Fees- Post Graduate (310019)   | 8,000.00             | -                   |
|    | <b>Total</b>                                | <b>15,323,750.40</b> | <b>9,067,638.32</b> |

**NOTE 26 : PERSONNEL EMOLUMENTS**

| NAME  | Year 2019<br>Rs.     | Year 2018<br>Rs.   |
|---|----------------------|--------------------|
| Salaries & Wages                                  | 434,845,313          | 345,232,476        |
| Overtime & Holiday Pay                            | 25,527,337           | 21,415,606         |
| Other Allowances                                  | 570,681,462          | 420,660,107        |
| Retirement Benefits (UPF, ETF, Pension, Gratuity) | 313,620,736          | 139,144,523        |
| <b>Total</b>                                      | <b>1,344,674,849</b> | <b>926,452,712</b> |

**NOTE 27 : CONTINGENT ASSETS**

There are seven officers who have breached the contracts with the University. A sum of Rs: 29 Mn (approximately) has been due from bond violators as at 31/12/2019. Legal actions have been taken against one lecturer to recover the due payments.

**NOTE 28 : RELATED PARTY TRANSACTIONS**

Council members are the key management personnel of the University and members of the Council have no direct or indirect interest in any contract entered into by the University.

University has not entered any material transactions with Council members other than payments made for attending Council meetings.

WAYAMBA UNIVERSITY OF SRI LANKA  
FINANCIAL STATEMENTS 2019

WAYAMBA UNIVERSITY OF SRI LANKA  
TOTAL RECURRENT EXPENDITURE STATEMENT FOR THE YEAR 2019

| Object Code | Object Title                   | Prog. 1                | Prog. 2               | Prog. 3              | Prog. 4             | Prog. 5     | Prog. 8  | Total                 |
|-------------|--------------------------------|------------------------|-----------------------|----------------------|---------------------|-------------|----------|-----------------------|
|             |                                | General Administration | Academic Services     | Library Services     | Welfare Services    | Maintenance | Hostel   |                       |
|             | Personnel Emoluments           |                        |                       |                      |                     |             |          |                       |
| 41          | Personnel Emoluments Academic  |                        |                       |                      |                     |             |          |                       |
| 4101        | SALARIES & WAGES               | 1,557,385.93           | 231,096,192.08        | 7,285,648.91         | 1,011,335.03        | -           | -        | 240,950,561.95        |
| 4102        | U.P.F.                         | 637,773.03             | 41,988,644.28         | 1,558,228.47         | 234,005.40          | -           | -        | 44,418,651.18         |
| 4103        | PENSION                        | -                      | 31,260,017.14         | 1,055,139.09         | -                   | -           | -        | 32,315,156.23         |
| 4104        | E.T.F.                         | 127,554.63             | 14,575,972.85         | 522,673.60           | 46,801.08           | -           | -        | 15,273,002.16         |
| 4105        | ACTING PAY                     | -                      | -                     | 131,233.15           | -                   | -           | -        | 131,233.15            |
| 4106        | INTERIM ALLOWANCES (10%)       | -                      | -                     | -                    | -                   | -           | -        | -                     |
| 4107        | M.C.A.                         | -                      | -                     | -                    | -                   | -           | -        | -                     |
| 4108        | ACADEMIC ALLOWANCES            | 2,600,834.50           | 242,263,117.65        | 10,456,725.52        | -                   | -           | -        | 255,320,677.67        |
| 4109        | EQUALIZATION ALLOWANCES        | -                      | -                     | -                    | -                   | -           | -        | -                     |
| 4110        | OTHER ALLOWANCES               | -                      | 3,650,054.45          | 828,760.00           | -                   | -           | -        | 4,478,814.45          |
| 4111        | VISITING LECTURE FEES          | -                      | 3,376,977.12          | 69,900.00            | 1,888,437.50        | -           | -        | 5,335,314.62          |
| 4112        | GRATUITY                       | 6,121,910.90           | 124,833,910.25        | 7,611,794.43         | 606,769.03          | -           | -        | 139,174,384.61        |
| 4115        | INTERIEM ALLOWANCE(850/857/862 | -                      | -                     | -                    | -                   | -           | -        | -                     |
| 4116        | COST OF LIVING ALL:            | 93,600.00              | 27,186,192.55         | 825,290.32           | 93,600.00           | -           | -        | 28,198,682.87         |
| 4117        | REASEARCH ALLOWANCE            | 545,085.07             | 58,009,141.23         | 1,974,859.46         | 170,856.35          | -           | -        | 60,699,942.11         |
| 4118        | CLA-2006-2011                  | -                      | -                     | -                    | -                   | -           | -        | -                     |
| 4119        | AJUSTMENT ALOWANCE             | 268.38                 | 439,852.51            | 2,759.09             | 99.40               | -           | -        | 442,979.38            |
| 4120        | 20% SPECIAL SALARY ALLOW       | 311,208.80             | 33,077,564.73         | 1,366,691.63         | 202,167.60          | -           | -        | 34,957,632.76         |
| 4121        | INTERIUM ALLO (3000.00)        | -                      | 281,118.30            | -                    | -                   | -           | -        | 281,118.30            |
| 4122        | ENTERTAINMENT ALLOWNCE         | 232,542.64             | 2,328,765.58          | 131,220.38           | -                   | -           | -        | 2,692,528.60          |
| 4123        | 45% MONTHLY COMPENS ALLOW      | -                      | 11,027.76             | 356,511.60           | 455,100.76          | -           | -        | 822,640.12            |
| 4124        | INTERIUM ALLO (5000.00)        | -                      | 477,596.69            | -                    | -                   | -           | -        | 477,596.69            |
|             | <b>SUB TOTAL</b>               | <b>12,228,163.88</b>   | <b>814,856,145.17</b> | <b>34,177,435.65</b> | <b>4,709,172.15</b> | <b>-</b>    | <b>-</b> | <b>865,970,916.85</b> |

WAYAMBA UNIVERSITY OF SRI LANKA  
FINANCIAL STATEMENTS 2019

WAYAMBA UNIVERSITY OF SRI LANKA  
TOTAL RECURRENT EXPENDITURE STATEMENT FOR THE YEAR 2019

| Object Code                | Object Title                      | Prog. 1                | Prog. 2           | Prog. 3          | Prog. 4          | Prog. 5       | Prog. 8       | Total            |
|----------------------------|-----------------------------------|------------------------|-------------------|------------------|------------------|---------------|---------------|------------------|
|                            |                                   | General Administration | Academic Services | Library Services | Welfare Services | Maintenance   | Hostel        |                  |
| 41                         | Personnel Emoluments Non Academic |                        |                   |                  |                  |               |               |                  |
| 4201                       | SALARIES & WAGES                  | 63,334,902.68          | 71,370,137.24     | 22,493,489.89    | 13,246,161.73    | 18,685,685.28 | 4,764,374.69  | 193,894,751.51   |
| 4202                       | U.P.F.                            | 8,464,172.55           | 9,091,377.58      | 3,128,374.08     | 1,914,471.71     | 2,387,130.66  | 633,465.83    | 25,618,992.41    |
| 4203                       | PENSION                           | 6,901,470.57           | 8,505,390.41      | 2,477,572.68     | 1,402,657.99     | 2,317,971.08  | 559,032.65    | 22,164,095.38    |
| 4204                       | E.T.F.                            | 3,073,129.42           | 3,516,552.04      | 1,111,135.35     | 663,426.20       | 941,020.82    | 238,499.83    | 9,543,763.66     |
| 4205                       | ACTNIG PAY                        | 123,152.31             | 22,907.50         | -                | -                | 129,754.00    | -             | 275,813.81       |
| 4206                       | INTERIM ALLOWANCES (10%)          | -                      | -                 | -                | -                | -             | -             | -                |
| 4207                       | M.C.A.                            | -                      | -                 | -                | -                | -             | -             | -                |
| 4208                       | OVERTIME                          | 8,654,924.61           | 9,877,439.56      | 2,175,115.59     | 1,050,380.74     | 3,239,454.27  | 406,629.52    | 25,403,944.29    |
| 4209                       | HOLIDAY PAYMENTS                  | 60,425.10              | 10,050.20         | -                | -                | 52,917.80     | -             | 123,393.10       |
| 4210                       | OTHER ALLOWANCES                  | 1,697,088.25           | 103,788.33        | 37,989.33        | 8,400.00         | 10,532.00     | -             | 1,857,797.91     |
| 4211                       | LANGUAGE PROFICIENCY ALLOWANCE    | -                      | -                 | -                | -                | -             | -             | -                |
| 4212                       | GRATUITY                          | 9,356,931.72           | 7,787,967.50      | 3,092,871.70     | 1,762,163.91     | 2,719,196.74  | 393,558.84    | 25,112,690.41    |
| 4213                       | INTERIM ALLOWANCES (RS:1200/-)    | -                      | -                 | -                | -                | -             | -             | -                |
| 4214                       | SPCIAL ALLOWANCE                  | -                      | -                 | -                | -                | -             | -             | -                |
| 4215                       | INTERIEM ALLOWANCE(850/857/862    | -                      | -                 | -                | -                | -             | -             | -                |
| 4216                       | COST OF LIVING ALL:               | 12,615,896.07          | 16,271,594.26     | 4,576,191.70     | 3,024,521.30     | 4,651,613.84  | 1,038,631.10  | 42,178,448.27    |
| 4217                       | RESEARCH ALLOWANCE                | 4,364,360.60           | 265,352.85        | 341,885.54       | -                | 225,262.80    | -             | 5,196,861.79     |
| 4218                       | CLA-2006/2011                     | -                      | -                 | -                | -                | -             | -             | -                |
| 4219                       | AJUSTMENT ALLOWANCE               | 1,022,286.31           | 1,759,401.24      | 360,186.33       | 352,191.30       | 712,633.72    | 446,201.94    | 4,652,900.84     |
| 4220                       | 20% SPECIAL SALARY ALLOWANCE      | 12,347,358.12          | 13,806,448.30     | 4,343,438.10     | 2,624,721.52     | 3,676,263.76  | 950,793.63    | 37,749,023.43    |
| 4221                       | INTERIUM ALLO (3000.00)           | -                      | -                 | -                | -                | -             | -             | -                |
| 4222                       | ENTERTAINMENT ALLOWANCE           | 219,580.53             | -                 | -                | -                | -             | -             | 219,580.53       |
| 4223                       | 45% MONTHLY COMPEN ALLOWANCE      | 27,848,241.22          | 31,140,853.24     | 9,363,573.14     | 5,924,015.73     | 8,290,568.15  | 2,144,623.30  | 84,711,874.78    |
| 4224                       | INRERIUM ALLO (5000.00)           | -                      | -                 | -                | -                | -             | -             | -                |
| SUB TOTAL                  |                                   | 160,083,920.06         | 173,529,260.25    | 53,501,823.43    | 31,973,112.13    | 48,040,004.92 | 11,575,811.33 | 478,703,932.12   |
| Total Personnel Emoluments |                                   | 172,312,083.94         | 988,385,405.42    | 87,679,259.08    | 36,682,284.28    | 48,040,004.92 | 11,575,811.33 | 1,344,674,848.97 |



WAYAMBA UNIVERSITY OF SRI LANKA  
FINANCIAL STATEMENTS 2019

WAYAMBA UNIVERSITY OF SRI LANKA  
TOTAL RECURRENT EXPENDITURE STATEMENT FOR THE YEAR 2019

| Object Code | Object Title                        | Prog. 1                | Prog. 2           | Prog. 3          | Prog. 4          | Prog. 5          | Prog. 8         | Total             |
|-------------|-------------------------------------|------------------------|-------------------|------------------|------------------|------------------|-----------------|-------------------|
|             |                                     | General Administration | Academic Services | Library Services | Welfare Services | Maintenance      | Hostel          |                   |
| 5           | <b>Travelling &amp; Subsistence</b> |                        |                   |                  |                  |                  |                 |                   |
| 501         | DOMESTIC                            | 402,832.00             | 224,667.50        | 63,600.00        | 82,810.00        | 17,397.50        | 8,670.00        | 799,977.00        |
| 502         | FOREIGN (SABBATICAL, SEMINARS,      | -                      | -                 | -                | -                | -                | -               | -                 |
|             | <b>SUB TOTAL</b>                    | <b>402,832.00</b>      | <b>224,667.50</b> | <b>63,600.00</b> | <b>82,810.00</b> | <b>17,397.50</b> | <b>8,670.00</b> | <b>799,977.00</b> |

|     |                                |                     |                      |                     |                     |                     |                   |                      |
|-----|--------------------------------|---------------------|----------------------|---------------------|---------------------|---------------------|-------------------|----------------------|
| 6   | <b>Supplies</b>                |                     |                      |                     |                     |                     |                   |                      |
| 601 | STATIONERY & OFFICE REQUISITES | 2,872,618.02        | 11,804,694.72        | 1,344,827.25        | 609,709.25          | 149,332.57          | 211,690.59        | 16,992,872.40        |
| 602 | FUAL & LUBRICANTS              | 5,468,423.28        | 1,177,647.20         | -                   | -                   | -                   | -                 | 6,646,070.48         |
| 603 | UNIFORM & TAILORING CHARGES    | 423,637.90          | 1,048,481.80         | 206,406.50          | 178,843.60          | 412,297.88          | 31,347.00         | 2,301,014.68         |
| 604 | MECHANICAL & ELECTRICAL GOODS  | 16,915.00           | 72,514.00            | 3,700.00            | 8,530.00            | 3,029,958.28        | 192,640.00        | 3,324,257.28         |
| 605 | CHEMICAL & GLASSWARE           | 1,614.32            | 8,081,487.06         | 4,035.80            | 1,816.11            | 201.79              | -                 | 8,089,155.08         |
| 606 | MEDICAL SUPPLIES               | -                   | 3,090.00             | -                   | 1,085,069.72        | -                   | -                 | 1,088,159.72         |
| 607 | OTHER SUPLIES                  | 321,615.29          | 2,493,857.25         | 145,298.94          | 941,898.94          | 4,252,390.53        | 394,901.01        | 8,549,961.96         |
|     | <b>SUB TOTAL</b>               | <b>9,104,823.81</b> | <b>24,681,772.03</b> | <b>1,704,268.49</b> | <b>2,825,867.62</b> | <b>7,844,181.05</b> | <b>830,578.60</b> | <b>46,991,491.60</b> |

|     |                               |                     |                     |                     |                   |                     |                   |                      |
|-----|-------------------------------|---------------------|---------------------|---------------------|-------------------|---------------------|-------------------|----------------------|
| 7   | <b>Maintenance</b>            |                     |                     |                     |                   |                     |                   |                      |
| 701 | VEHICALS                      | 4,190,025.56        | 181,110.00          | -                   | -                 | 600.00              | -                 | 4,371,735.56         |
| 702 | PLANT, MECHINERY & EQUIPMENTS | 1,167,277.95        | 4,758,006.02        | 2,611,621.34        | 146,320.60        | 445,698.99          | -                 | 9,128,924.90         |
| 703 | BUILDINGS & STRUCTURES        | 111,465.00          | 128,985.00          | -                   | -                 | 2,702,565.90        | 79,745.00         | 3,022,760.90         |
| 704 | FURNITURE                     | 12,960.00           | 37,650.00           | 3,800.00            | -                 | -                   | 2,005.00          | 56,415.00            |
| 705 | OTHERS                        | 199,063.00          | 441,965.60          | 27,170.00           | 3,640.00          | 985,255.00          | 257,316.00        | 1,914,409.60         |
|     | <b>SUB TOTAL</b>              | <b>5,680,791.51</b> | <b>5,547,716.62</b> | <b>2,642,591.34</b> | <b>149,960.60</b> | <b>4,134,119.89</b> | <b>339,066.00</b> | <b>18,494,245.96</b> |

|     |                                |                      |                     |                      |                   |                      |                   |                       |
|-----|--------------------------------|----------------------|---------------------|----------------------|-------------------|----------------------|-------------------|-----------------------|
| 8   | <b>Contractual Services</b>    |                      |                     |                      |                   |                      |                   |                       |
| 801 | TRANSPORT                      | 1,407,315.00         | 2,598,295.00        | 1,005,705.00         | 684,415.00        | -                    | 350.00            | 5,696,080.00          |
| 802 | TELECOMMUNICATION              | 1,190,657.86         | 1,665,440.17        | 17,691,785.43        | 158,274.81        | 107,937.09           | 299,172.66        | 21,113,268.02         |
| 803 | POSTAL CHARGES                 | 979,864.29           | 55,491.16           | 17,155.00            | -                 | -                    | -                 | 1,052,510.45          |
| 804 | ELECTRICITY                    | -                    | -                   | -                    | -                 | 39,369,927.13        | -                 | 39,369,927.13         |
| 805 | SECURITY SERVICES              | 42,468,067.25        | -                   | -                    | -                 | -                    | -                 | 42,468,067.25         |
| 806 | WATER                          | 976,591.69           | 282,900.00          | -                    | -                 | -                    | 422,300.00        | 1,681,791.69          |
| 807 | CLEANING SERVICES              | -                    | -                   | -                    | -                 | 53,747,376.48        | -                 | 53,747,376.48         |
| 808 | RENTS & HIRE CHARGES           | 3,500.00             | 1,763,013.70        | -                    | -                 | -                    | -                 | 1,766,513.70          |
| 809 | RATES & TAXES TO LOCAL AUTHORI | 401,425.12           | -                   | -                    | -                 | -                    | -                 | 401,425.12            |
| 810 | PRINTING, ADVERTISING ETC      | 4,145,254.20         | 362,546.00          | 7,490.00             | 1,288.00          | 360.00               | 1,170.00          | 4,518,108.20          |
| 811 | OTHERS                         | 4,591,654.42         | 180,225.00          | 58,220.00            | 142,707.51        | 3,289,355.39         | 13,700.00         | 8,275,862.32          |
|     | <b>SUB TOTAL</b>               | <b>56,164,329.83</b> | <b>6,907,911.03</b> | <b>18,780,355.43</b> | <b>986,685.32</b> | <b>96,514,956.09</b> | <b>736,692.66</b> | <b>180,090,930.36</b> |

WAYAMBA UNIVERSITY OF SRI LANKA  
FINANCIAL STATEMENTS 2019

WAYAMBA UNIVERSITY OF SRI LANKA

TOTAL RECURRENT EXPENDITURE STATEMENT FOR THE YEAR 2019

| Object Code | Object Title                    | Prog. 1                | Prog. 2              | Prog. 3           | Prog. 4             | Prog. 5          | Prog. 8           | Total                |
|-------------|---------------------------------|------------------------|----------------------|-------------------|---------------------|------------------|-------------------|----------------------|
|             |                                 | General Administration | Academic Services    | Library Services  | Welfare Services    | Maintenance      | Hostel            |                      |
| 9           | <b>Other Recurrent Expenses</b> |                        |                      |                   |                     |                  |                   |                      |
| 901         | TRAVEL GRANTS FOR POSTGR. STUD  | 41,601.65              | 1,112,441.00         | -                 | -                   | -                | -                 | 1,154,042.65         |
| 902         | SPECIAL SERVICES - COUNCIL & C  | 1,884,882.00           | 914,394.60           | -                 | -                   | -                | -                 | 2,799,276.60         |
| 903         | SPECIAL SERVICES - PROFESSIONA  | 2,968,250.55           | 81,653.00            | -                 | -                   | -                | -                 | 3,049,903.55         |
| 904         | WORKSHOPS, SEMINARS             | 281,335.00             | 701,111.95           | 53,642.00         | 7,330.00            | -                | -                 | 1,043,418.95         |
| 905         | ACADEMIC RESEARCH               | -                      | -                    | -                 | -                   | -                | -                 | -                    |
| 906         | STAFF DEVELOPMENTS              | 910,091.76             | 3,654,527.11         | 318,970.50        | 89,800.00           | 8,000.00         | 5,400.00          | 4,986,789.37         |
| 907         | GRANTS TO OTHER ORGANIZATIONS   | 276,920.78             | 13,852.54            | -                 | -                   | -                | -                 | 290,773.32           |
| 908         | HOLIDAY WARRENTS & SEASON TICK  | 121,710.00             | -                    | -                 | -                   | -                | -                 | 121,710.00           |
| 909         | ENTERTAINMENT EXPENSES          | 147,262.00             | 282,214.40           | 27,288.40         | 130,002.00          | -                | 4,940.00          | 591,706.80           |
| 910         | BANK CHARGES                    | 35,100.00              | -                    | -                 | -                   | -                | -                 | 35,100.00            |
| 911         | AWARDS & INDEMNITIES            | -                      | -                    | -                 | -                   | -                | -                 | -                    |
| 912         | CONTRIBUTION & MEMBERSHIP FEES  | 879,264.74             | 299,698.78           | 41,101.56         | 37,112.00           | -                | -                 | 1,257,177.08         |
| 913         | CONVOCATIONS                    | -                      | 38,680.00            | -                 | -                   | -                | -                 | 38,680.00            |
| 914         | EXAMINATION EXPENSES            | -                      | 13,936,105.87        | -                 | -                   | -                | -                 | 13,936,105.87        |
| 915         | OTHERS - NEWSPAPERS, MAGAZINES  | 705,356.00             | 290,130.00           | 103,510.00        | 92,760.00           | 35,830.00        | 441,740.00        | 1,669,326.00         |
| 916         | POST GRADUATE RESEARH & SCHOLA  | -                      | -                    | -                 | -                   | -                | -                 | -                    |
| 917         | COURSE MATERIAL FOR STUDENT     | -                      | 1,916,476.86         | -                 | -                   | -                | -                 | 1,916,476.86         |
| 918         | UNIVERSITY SPORTS ACTIVITIES    | -                      | 47,490.00            | -                 | 1,960,872.15        | -                | -                 | 2,008,362.15         |
| 919         | CORPRATE PLANNING               | -                      | -                    | -                 | -                   | -                | -                 | -                    |
| 920         | INDUSTRY INTERN SHIP            | -                      | 476,716.50           | 14,780.00         | -                   | -                | -                 | 491,496.50           |
| 921         | STUDENTS DEVELOPMENT            | -                      | 1,677,976.60         | 51,274.00         | 24,080.00           | -                | -                 | 1,753,330.60         |
| 922         | STUDENT WELFARE, EMPLOYEE WELF  | -                      | 119,682.00           | -                 | 31,100.00           | -                | -                 | 150,782.00           |
| 923         | INTEREST FOR PRO-LOAN           | 859,112.47             | 2,518,022.11         | 265,404.48        | 56,607.94           | -                | 207,337.90        | 3,906,484.90         |
| 924         | EMPLOYEE WELFARE & MEDICAL INS  | 126,557.00             | -                    | -                 | -                   | -                | -                 | 126,557.00           |
|             | <b>SUB TOTAL</b>                | <b>9,237,443.95</b>    | <b>28,081,173.32</b> | <b>875,970.94</b> | <b>2,429,664.09</b> | <b>43,830.00</b> | <b>659,417.90</b> | <b>41,327,500.20</b> |



WAYAMBA UNIVERSITY OF SRI LANKA  
FINANCIAL STATEMENTS 2019

WAYAMBA UNIVERSITY OF SRI LANKA

TOTAL RECURRENT EXPENDITURE STATEMENT FOR THE YEAR 2019

| Object Code                        | Object Title                            | Prog. 1                | Prog. 2                 | Prog. 3               | Prog. 4              | Prog. 5               | Prog. 8              | Total                   |
|------------------------------------|---|------------------------|-------------------------|-----------------------|----------------------|-----------------------|----------------------|-------------------------|
|                                    |   | General Administration | Academic Services       | Library Services      | Welfare Services     | Maintenance           | Hostel               |                         |
| <b>10</b>                          | <b>Financial Assistance to Student</b>  |                        |                         |                       |                      |                       |                      |                         |
| 1001                               | MAHAPOLA SCHOLARSHIP-UGC                | -                      | 14,320,250.00           | -                     | -                    | -                     | -                    | 14,320,250.00           |
| 1002                               | BURSARIES                               | -                      | 27,665,200.00           | -                     | -                    | -                     | -                    | 27,665,200.00           |
| 1003                               | ENDOWED SCHOLARSHIPS                    | -                      | 4,000.00                | -                     | -                    | -                     | -                    | 4,000.00                |
| 1004                               | MAHAPOLA SCHOLARSHIPS (TRUST F          | -                      | 14,904,950.00           | -                     | -                    | -                     | -                    | 14,904,950.00           |
|                                    | <b>SUB TOTAL</b>                        | -                      | <b>56,894,400.00</b>    | -                     | -                    | -                     | -                    | <b>56,894,400.00</b>    |
| <b>12</b>                          | <b>Provision of Depre. Fixed Assets</b> |                        |                         |                       |                      |                       |                      |                         |
| 1201                               | BUILDINGS                               | 246,240,304.81         | -                       | -                     | -                    | -                     | -                    | 246,240,304.81          |
| 1202                               | FURNITURE & FITTINGS                    | 31,798,019.11          | -                       | -                     | -                    | -                     | -                    | 31,798,019.11           |
| 1203                               | ELECTRICITY DISTRIBUTION                | 5,007,483.61           | -                       | -                     | -                    | -                     | -                    | 5,007,483.61            |
| 1204                               | WATER SUPPLY SCHEME                     | 26,895,516.19          | -                       | -                     | -                    | -                     | -                    | 26,895,516.19           |
| 1205                               | PLANT & MACHINERY                       | 279,324.46             | -                       | -                     | -                    | -                     | -                    | 279,324.46              |
| 1206                               | OFFICE EQUIPMENT                        | 71,076,805.28          | -                       | -                     | -                    | -                     | -                    | 71,076,805.28           |
| 1207                               | LIBRARY BOOKS & PERIODICALS             | 4,314,796.66           | -                       | -                     | -                    | -                     | -                    | 4,314,796.66            |
| 1208                               | MOTOR VEHICLES                          | -                      | -                       | -                     | -                    | -                     | -                    | -                       |
| 1209                               | LABORATORY & TEACHING EQUIPMEN          | 77,576,898.52          | -                       | -                     | -                    | -                     | -                    | 77,576,898.52           |
| 1210                               | CLOAKS                                  | 199,880.00             | -                       | -                     | -                    | -                     | -                    | 199,880.00              |
| 1211                               | LIVESTOCK                               | -                      | -                       | -                     | -                    | -                     | -                    | -                       |
| 1212                               | SOFTWEAR PACKAGE                        | 1,391,789.25           | -                       | -                     | -                    | -                     | -                    | 1,391,789.25            |
| 1213                               | OTHER(FIXED ASSETS)                     | -                      | -                       | -                     | -                    | -                     | -                    | -                       |
|                                    | <b>SUB TOTAL</b>                        | <b>464,780,817.89</b>  | -                       | -                     | -                    | -                     | -                    | <b>464,780,817.89</b>   |
| <b>TOTAL RECURRENT EXPENDITURE</b> |   | <b>717,683,122.93</b>  | <b>1,110,723,045.92</b> | <b>111,746,045.28</b> | <b>43,157,271.91</b> | <b>156,594,489.45</b> | <b>14,150,236.49</b> | <b>2,154,054,211.98</b> |

WAYAMBA UNIVERSITY OF SRI LANKA  
TOTAL RECURRENT EXPENDITURE STATEMENT (PROJECT WISE) FOR THE YEAR 2019

PROGRAMME :1 - GENERAL ADMINISTRATION

| Obj                               | Object Title                             | Project 01<br>General<br>Administration | Project 02<br>Financial<br>Administration | Project 03<br>Stores &<br>Supplies | Project 04<br>Security<br>Services | Project 05<br>Transport<br>Services | Project 06<br>Common<br>Support | Total                 |
|-----------------------------------|--|---|---|------------------------------------|------------------------------------|-------------------------------------|---------------------------------|-----------------------|
| 45                                | <b>Personnel Emoluments Academic</b>     |   |   |                                    |                                    |                                     |                                 |                       |
|                                   | 04101 SALARIES & WAGES                   | 1,557,385.93                            | -   | -                                  | -                                  | -                                   | -                               | 1,557,385.93          |
|                                   | 04102 U.P.F.                             | 637,773.03                              | -   | -                                  | -                                  | -                                   | -                               | 637,773.03            |
|                                   | 04103 PENSION                            | -                                       | -   | -                                  | -                                  | -                                   | -                               | -                     |
|                                   | 04104 E.T.F.                             | 127,554.63                              | -   | -                                  | -                                  | -                                   | -                               | 127,554.63            |
|                                   | 04105 ACTING PAY                         | -                                       | -   | -                                  | -                                  | -                                   | -                               | -                     |
|                                   | 04106 INTERIM ALLOWANCES (10%)           | -                                       | -   | -                                  | -                                  | -                                   | -                               | -                     |
|                                   | 04107 M.C.A.                             | -                                       | -   | -                                  | -                                  | -                                   | -                               | -                     |
|                                   | 04108 ACADEMIC ALLOWANCES                | 2,600,834.50                            | -   | -                                  | -                                  | -                                   | -                               | 2,600,834.50          |
|                                   | 04109 EQUALIZATION ALLOWANCES            | -                                       | -   | -                                  | -                                  | -                                   | -                               | -                     |
|                                   | 04110 OTHER ALLOWANCES                   | -                                       | -   | -                                  | -                                  | -                                   | -                               | -                     |
|                                   | 04111 VISITING LECTURE FEES              | -                                       | -   | -                                  | -                                  | -                                   | -                               | -                     |
|                                   | 04112 GRATUITY                           | 6,121,910.90                            | -   | -                                  | -                                  | -                                   | -                               | 6,121,910.90          |
|                                   | 04115 INTERIM ALLOWANCE(850/857/862      | -                                       | -   | -                                  | -                                  | -                                   | -                               | -                     |
|                                   | 04116 COST OF LIVING ALL:                | 93,600.00                               | -   | -                                  | -                                  | -                                   | -                               | 93,600.00             |
|                                   | 04117 REASEARCH ALLOWANCE                | 545,085.07                              | -   | -                                  | -                                  | -                                   | -                               | 545,085.07            |
|                                   | 04118 CLA-2006-2011                      | -                                       | -   | -                                  | -                                  | -                                   | -                               | -                     |
|                                   | 04119 AJUSTMENT ALLOWANCE                | 268.38                                  | -   | -                                  | -                                  | -                                   | -                               | 268.38                |
|                                   | 04120 20% SPECIAL SALARY ALLOW           | 311,208.80                              | -   | -                                  | -                                  | -                                   | -                               | 311,208.80            |
|                                   | 04121 INTERIUM ALLO (3000.00)            | -                                       | -   | -                                  | -                                  | -                                   | -                               | -                     |
|                                   | 04122 ENTERTAINMENT ALLOWNCE             | 232,542.64                              | -   | -                                  | -                                  | -                                   | -                               | 232,542.64            |
|                                   | 04123 45% MONTHLY COMPENS ALLOW          | -                                       | -   | -                                  | -                                  | -                                   | -                               | -                     |
|                                   | 04124 INTERIUM ALLO (5000.00)            | -                                       | -   | -                                  | -                                  | -                                   | -                               | -                     |
|                                   | <b>SUB TOTAL</b>                         | <b>12,228,163.88</b>                    | <b>-</b>                                  | <b>-</b>                           | <b>-</b>                           | <b>-</b>                            | <b>-</b>                        | <b>12,228,163.88</b>  |
|                                   | <b>Personnel Emoluments Non Academic</b> |   |   |                                    |                                    |                                     |                                 |                       |
|                                   | 04201 SALARIES & WAGES                   | 31,091,857.63                           | 10,799,744.19                             | 5,679,419.34                       | 512,656.00                         | 1,309,578.54                        | 13,941,646.98                   | 63,334,902.68         |
|                                   | 04202 U.P.F.                             | 4,123,719.56                            | 1,486,275.03                              | 690,126.83                         | 125,542.68                         | 257,816.60                          | 1,780,691.85                    | 8,464,172.55          |
|                                   | 04203 PENSION                            | 3,348,971.42                            | 1,094,347.93                              | 687,805.90                         | -                                  | 64,846.89                           | 1,705,498.43                    | 6,901,470.57          |
|                                   | 04204 E.T.F.                             | 1,494,538.91                            | 516,124.56                                | 275,586.63                         | 25,108.58                          | 64,532.72                           | 697,238.02                      | 3,073,129.42          |
|                                   | 04205 ACTNIG PAY                         | 3,407.35                                | 55,305.25                                 | -                                  | -                                  | -                                   | 64,439.71                       | 123,152.31            |
|                                   | 04206 INTERIM ALLOWANCES (10%)           | -                                       | -   | -                                  | -                                  | -                                   | -                               | -                     |
|                                   | 04207 M.C.A.                             | -                                       | -   | -                                  | -                                  | -                                   | -                               | -                     |
|                                   | 04208 OVERTIME                           | 3,926,808.79                            | 921,105.46                                | 448,942.95                         | 210,749.19                         | 783,538.83                          | 2,363,779.39                    | 8,654,924.61          |
|                                   | 04209 HOLIDAY PAYMENTS                   | 34,327.95                               | 18,054.35                                 | -                                  | -                                  | -                                   | 8,042.80                        | 60,425.10             |
|                                   | 04210 OTHER ALLOWANCES                   | 872,210.00                              | 821,480.00                                | 5,000.00                           | -                                  | 5,000.00                            | (6,601.75)                      | 1,697,088.25          |
|                                   | 04211 LANGUAGE PROFICIENCY ALLOWANCE     | -                                       | -   | -                                  | -                                  | -                                   | -                               | -                     |
|                                   | 04212 GRATUITY                           | 2,946,115.29                            | 3,516,497.89                              | 514,663.36                         | 406,053.22                         | 786,689.94                          | 1,186,912.02                    | 9,356,931.72          |
|                                   | 04213 INTERIM ALLOWANCES (RS:1200/-)     | -                                       | -   | -                                  | -                                  | -                                   | -                               | -                     |
|                                   | 04214 SPICAL ALLOWANCE                   | -                                       | -   | -                                  | -                                  | -                                   | -                               | -                     |
|                                   | 04215 INTERIEM ALLOWANCE(850/857/862     | -                                       | -   | -                                  | -                                  | -                                   | -                               | -                     |
|                                   | 04216 COST OF LIVING ALL:                | 6,313,236.08                            | 1,848,600.00                              | 1,043,690.32                       | 93,600.00                          | 252,200.00                          | 3,064,569.67                    | 12,615,896.07         |
|                                   | 04217 RESEARCH ALLOWANCE                 | 2,344,058.82                            | 816,465.88                                | 667,910.62                         | -                                  | -                                   | 535,925.28                      | 4,364,360.60          |
|                                   | 04218 CLA-2006/2011                      | -                                       | -   | -                                  | -                                  | -                                   | -                               | -                     |
|                                   | 04219 AJUSTMENT ALLOWANCE                | 592,441.03                              | 147,854.28                                | 71,096.26                          | 315.67                             | 350.23                              | 210,228.84                      | 1,022,286.31          |
|                                   | 04220 20% SPECIAL SALARY ALLOWANCE       | 5,984,278.86                            | 2,112,183.32                              | 1,119,423.69                       | 102,179.60                         | 261,565.47                          | 2,767,727.18                    | 12,347,358.12         |
|                                   | 04221 INTERIUM ALLO (3000.00)            | -                                       | -   | -                                  | -                                  | -                                   | -                               | -                     |
|                                   | 04222 ENTERTAINMENT ALLOWANCE            | 75,992.00                               | 143,588.53                                | -                                  | -                                  | -                                   | -                               | 219,580.53            |
|                                   | 04223 45% MONTHLY COMPEN ALLOWANCE       | 13,499,374.22                           | 4,765,515.59                              | 2,526,924.43                       | 230,695.20                         | 589,310.34                          | 6,236,421.44                    | 27,848,241.22         |
|                                   | 04224 INRERIUM ALLO (5000.00)            | -                                       | -   | -                                  | -                                  | -                                   | -                               | -                     |
|                                   | <b>SUB TOTAL</b>                         | <b>76,651,337.91</b>                    | <b>29,063,142.26</b>                      | <b>13,730,590.33</b>               | <b>1,706,900.14</b>                | <b>4,375,429.56</b>                 | <b>34,556,519.86</b>            | <b>160,083,920.06</b> |
| <b>Total Personnel Emoluments</b> |  | <b>88,879,501.79</b>                    | <b>29,063,142.26</b>                      | <b>13,730,590.33</b>               | <b>1,706,900.14</b>                | <b>4,375,429.56</b>                 | <b>34,556,519.86</b>            | <b>172,312,083.94</b> |

(Contd...)



**Other Recurrent**
**Travelling & Subsistence**

|      |                                |                 |          |                  |          |                   |                 |                   |
|------|--------------------------------|-----------------|----------|------------------|----------|-------------------|-----------------|-------------------|
| 0501 | DOMESTIC                       | 6,406.00        | -        | 12,056.00        | -        | 380,620.00        | 3,750.00        | 402,832.00        |
| 0502 | FOREIGN (SABBATICAL, SEMINARS, |                 |          |                  |          |                   |                 | -                 |
|      | <b>SUB TOTAL</b>               | <b>6,406.00</b> | <b>-</b> | <b>12,056.00</b> | <b>-</b> | <b>380,620.00</b> | <b>3,750.00</b> | <b>402,832.00</b> |

**Supplies**

|      |                                |                     |                   |                   |                   |                     |                     |                     |
|------|--------------------------------|---------------------|-------------------|-------------------|-------------------|---------------------|---------------------|---------------------|
| 0601 | STATIONERY & OFFICE REQUISITES | 2,144,082.71        | 475,999.48        | 131,009.82        | 23,234.41         | 16,210.15           | 82,081.45           | 2,872,618.02        |
| 0602 | FUAL & LUBRICANTS              | 2,332,075.20        | 78.20             | -                 | -                 | 2,467,417.88        | 668,852.00          | 5,468,423.28        |
| 0603 | UNIFORM & TAILORING CHARGES    | 199,714.50          | 21,195.00         | 14,560.50         | 96,815.40         | 37,999.00           | 53,353.50           | 423,637.90          |
| 0604 | MECHANICAL & ELECTRICAL GOODS  | -                   | -                 | -                 | -                 | -                   | 16,915.00           | 16,915.00           |
| 0605 | CHEMICAL & GLASSWARE           | -                   | 605.37            | -                 | 201.79            | -                   | 807.16              | 1,614.32            |
| 0606 | MEDICAL SUPPLIES               | -                   | -                 | -                 | -                 | -                   | -                   | -                   |
| 0607 | OTHER SUPLIES                  | 86,049.00           | 22,937.43         | 1,309.00          | 6,939.91          | 22,399.00           | 181,980.95          | 321,615.29          |
|      | <b>SUB TOTAL</b>               | <b>4,761,921.41</b> | <b>520,815.48</b> | <b>146,879.32</b> | <b>127,191.51</b> | <b>2,544,026.03</b> | <b>1,003,990.06</b> | <b>9,104,823.81</b> |

**Maintenance**

|      |                               |                     |                   |                   |          |                     |                   |                     |
|------|-------------------------------|---------------------|-------------------|-------------------|----------|---------------------|-------------------|---------------------|
| 0701 | VEHICALS                      | 808,576.26          | -                 | 1,300.00          | -        | 3,377,254.30        | 2,895.00          | 4,190,025.56        |
| 0702 | PLANT, MECHINERY & EQUIPMENTS | 681,209.15          | 186,404.10        | 78,930.01         | -        | -                   | 220,734.69        | 1,167,277.95        |
| 0703 | BUILDINGS & STRUCTURES        | 71,895.00           | -                 | -                 | -        | -                   | 39,570.00         | 111,465.00          |
| 0704 | FURNITURE                     | -                   | -                 | -                 | -        | -                   | 12,960.00         | 12,960.00           |
| 0705 | OTHERS                        | 18,095.00           | -                 | 24,750.00         | -        | -                   | 156,218.00        | 199,063.00          |
|      | <b>SUB TOTAL</b>              | <b>1,579,775.41</b> | <b>186,404.10</b> | <b>104,980.01</b> | <b>-</b> | <b>3,377,254.30</b> | <b>432,377.69</b> | <b>5,680,791.51</b> |

**Contractual Services**

|      |                                |                     |                   |                  |                      |                   |                     |                      |
|------|--------------------------------|---------------------|-------------------|------------------|----------------------|-------------------|---------------------|----------------------|
| 0801 | TRANSPORT                      | 779,385             | -                 | -                | -                    | -                 | 627,930             | 1,407,315.00         |
| 0802 | TELECOMMUNICATION              | 729,236             | 179,183           | 50,907           | 20,302               | -                 | 211,030             | 1,190,657.86         |
| 0803 | POSTAL CHARGES                 | 930,424             | -                 | -                | -                    | -                 | 49,440              | 979,864.29           |
| 0804 | ELECTRICITY                    | -                   | -                 | -                | -                    | -                 | -                   | -                    |
| 0805 | SECURITY SERVICES              | -                   | -                 | -                | 42,468,067           | -                 | -                   | 42,468,067.25        |
| 0806 | WATER                          | -                   | -                 | -                | -                    | -                 | 976,592             | 976,591.69           |
| 0807 | CLEANING SERVICES              | -                   | -                 | -                | -                    | -                 | -                   | -                    |
| 0808 | RENTS & HIRE CHARGES           | -                   | -                 | -                | -                    | -                 | 3,500               | 3,500.00             |
| 0809 | RATES & TAXES TO LOCAL AUTHORI | 401,425             | -                 | -                | -                    | -                 | -                   | 401,425.12           |
| 0810 | PRINTING, ADVERTISING ETC      | 4,131,824           | 9,250             | -                | -                    | 1,700             | 2,480               | 4,145,254.20         |
| 0811 | OTHERS                         | 113,150             | 244,100           | 910              | -                    | 253,695           | 3,979,800           | 4,591,654.42         |
|      | <b>SUB TOTAL</b>               | <b>7,085,444.56</b> | <b>432,532.62</b> | <b>51,816.83</b> | <b>42,488,369.28</b> | <b>255,395.00</b> | <b>5,850,771.54</b> | <b>56,164,329.83</b> |

|                                 |                                |                     |                   |                   |          |                 |                   |          |                     |
|---------------------------------|--------------------------------|---------------------|-------------------|-------------------|----------|-----------------|-------------------|----------|---------------------|
| <b>Other Recurrent Expenses</b> |                                |                     |                   |                   |          |                 |                   |          |                     |
| 0901                            | TRAVEL GRANTS FOR POSTGR. STUD | 41,601.65           | -                 | -                 | -        | -               | -                 | -        | 41,601.65           |
| 0902                            | SPECIAL SERVICES - COUNCIL & C | 1,832,577.50        | 37,399.50         | 14,905.00         | -        | -               | -                 | -        | 1,884,882.00        |
| 0903                            | SPECIAL SERVICES - PROFESSIONA | 2,765,559.14        | 10,718.00         | 191,973.41        | -        | -               | -                 | -        | 2,968,250.55        |
| 0904                            | WORKSHOPS, SEMINARS            | 216,059.50          | -                 | -                 | -        | -               | 65,275.50         | -        | 281,335.00          |
| 0905                            | ACADEMIC RESEARCH              | -                   | -                 | -                 | -        | -               | -                 | -        | -                   |
| 0906                            | STAFF DEVELOPMENTS             | 673,259.76          | 166,932.00        | 22,900.00         | -        | 7,000.00        | 40,000.00         | -        | 910,091.76          |
| 0907                            | GRANTS TO OTHER ORGANIZATIONS  | 276,920.78          | -                 | -                 | -        | -               | -                 | -        | 276,920.78          |
| 0908                            | HOLIDAY WARRENTS & SEASON TICK | 121,710.00          | -                 | -                 | -        | -               | -                 | -        | 121,710.00          |
| 0909                            | ENTERTAINMENT EXPENSES         | 143,292.00          | 3,370.00          | 600.00            | -        | -               | -                 | -        | 147,262.00          |
| 0910                            | BANK CHARGES                   | -                   | 35,100.00         | -                 | -        | -               | -                 | -        | 35,100.00           |
| 0911                            | AWARDS & INDEMNITIES           | -                   | -                 | -                 | -        | -               | -                 | -        | -                   |
| 0912                            | CONTRIBUTION & MEMBERSHIP FEES | 803,264.74          | 76,000.00         | -                 | -        | -               | -                 | -        | 879,264.74          |
| 0913                            | CONVOCATIONS                   | -                   | -                 | -                 | -        | -               | -                 | -        | -                   |
| 0914                            | EXAMINATION EXPENSES           | -                   | -                 | -                 | -        | -               | -                 | -        | -                   |
| 0915                            | OTHERS - NEWSPAPERS, MAGAZINES | 167,130.00          | 23,880.00         | 12,750.00         | -        | -               | 501,596.00        | -        | 705,356.00          |
| 0916                            | POST GRADUATE RESEARH & SCHOLA | -                   | -                 | -                 | -        | -               | -                 | -        | -                   |
| 0917                            | COURSE MATERIAL FOR STUDENT    | -                   | -                 | -                 | -        | -               | -                 | -        | -                   |
| 0918                            | UNIVERSITY SPORTS ACTIVITIES   | -                   | -                 | -                 | -        | -               | -                 | -        | -                   |
| 0919                            | CORPRATE PLANNING              | -                   | -                 | -                 | -        | -               | -                 | -        | -                   |
| 0920                            | INDUSTRY INTERN SHIP           | -                   | -                 | -                 | -        | -               | -                 | -        | -                   |
| 0921                            | STUDENTS DEVELOPMENT           | -                   | -                 | -                 | -        | -               | -                 | -        | -                   |
| 0922                            | STUDENT WELFARE, EMPLOYEE WELF | -                   | -                 | -                 | -        | -               | -                 | -        | -                   |
| 0923                            | INTEREST FOR PRO-LOAN          | 587,558.45          | 17,014.52         | 86,098.57         | -        | -               | 168,440.93        | -        | 859,112.47          |
| 0924                            | EMPLOYEE WELFARE & MEDICAL INS | 126,557.00          | -                 | -                 | -        | -               | -                 | -        | 126,557.00          |
| <b>SUB TOTAL</b>                |                                | <b>7,755,490.52</b> | <b>370,414.02</b> | <b>329,226.98</b> | <b>-</b> | <b>7,000.00</b> | <b>775,312.43</b> | <b>-</b> | <b>9,237,443.95</b> |

|  |                                |          |          |          |          |          |          |          |          |
|--|--------------------------------|----------|----------|----------|----------|----------|----------|----------|----------|
| <b>Financial Assistance to Student</b> |                                |          |          |          |          |          |          |          |          |
| 1001                                   | MAHAPOLA SCHOLARSHIP-UGC       | -        | -        | -        | -        | -        | -        | -        | -        |
| 1002                                   | BURSARIES                      | -        | -        | -        | -        | -        | -        | -        | -        |
| 1003                                   | ENDOWED SCHOLARSHIPS           | -        | -        | -        | -        | -        | -        | -        | -        |
| 1004                                   | MAHAPOLA SCHOLARSHIPS (TRUST F | -        | -        | -        | -        | -        | -        | -        | -        |
| 1101                                   | GELT EXPENSES                  | -        | -        | -        | -        | -        | -        | -        | -        |
| 1201                                   | BUILDINGS                      | -        | -        | -        | -        | -        | -        | -        | -        |
| <b>SUB TOTAL</b>                       |                                | <b>-</b> | <b>-</b> | <b>-</b> | <b>-</b> | <b>-</b> | <b>-</b> | <b>-</b> | <b>-</b> |

|   |                                |                       |          |          |          |          |          |          |                       |
|---|--------------------------------|-----------------------|----------|----------|----------|----------|----------|----------|-----------------------|
| <b>Provision of Depre. Fixed Assets</b> |                                |                       |          |          |          |          |          |          |                       |
| 1201                                    | BUILDINGS                      | 246,240,305           | -        | -        | -        | -        | -        | -        | 246,240,304.81        |
| 1202                                    | FURNITURE & FITTINGS           | 31,798,019            | -        | -        | -        | -        | -        | -        | 31,798,019.11         |
| 1203                                    | ELECTRICITY DISTRIBUTION       | 5,007,484             | -        | -        | -        | -        | -        | -        | 5,007,483.61          |
| 1204                                    | WATER SUPPLY SCHEME            | 26,895,516            | -        | -        | -        | -        | -        | -        | 26,895,516.19         |
| 1205                                    | PLANT & MACHINERY              | 279,324               | -        | -        | -        | -        | -        | -        | 279,324.46            |
| 1206                                    | OFFICE EQUIPMENT               | 71,076,805            | -        | -        | -        | -        | -        | -        | 71,076,805.28         |
| 1207                                    | LIBRARY BOOKS & PERIODICALS    | 4,314,797             | -        | -        | -        | -        | -        | -        | 4,314,796.66          |
| 1208                                    | MOTOR VEHICLES                 | -                     | -        | -        | -        | -        | -        | -        | -                     |
| 1209                                    | LABORATORY & TEACHING EQUIPMEN | 77,576,899            | -        | -        | -        | -        | -        | -        | 77,576,898.52         |
| 1210                                    | CLOAKS                         | 199,880               | -        | -        | -        | -        | -        | -        | 199,880.00            |
| 1211                                    | LIVESTOCK                      | -                     | -        | -        | -        | -        | -        | -        | -                     |
| 1212                                    | SOFTWEAR PACKAGE               | 1,391,789             | -        | -        | -        | -        | -        | -        | 1,391,789.25          |
| 1213                                    | OTHER(FIXED ASSETS)            | -                     | -        | -        | -        | -        | -        | -        | -                     |
| <b>SUB TOTAL</b>                        |                                | <b>464,780,817.89</b> | <b>-</b> | <b>-</b> | <b>-</b> | <b>-</b> | <b>-</b> | <b>-</b> | <b>464,780,817.89</b> |

|                                    |  |                       |                      |                      |                      |                      |                      |          |                       |
|------------------------------------|--|-----------------------|----------------------|----------------------|----------------------|----------------------|----------------------|----------|-----------------------|
| <b>TOTAL RECURRENT EXPENDITURE</b> |  | <b>574,849,357.58</b> | <b>30,573,308.48</b> | <b>14,375,549.47</b> | <b>44,322,460.93</b> | <b>10,939,724.89</b> | <b>42,622,721.58</b> | <b>-</b> | <b>717,683,122.93</b> |
|------------------------------------|--|-----------------------|----------------------|----------------------|----------------------|----------------------|----------------------|----------|-----------------------|

WAYAMBA UNIVERSITY OF SRI LANKA  
TOTAL RECURRENT EXPENDITURE STATEMENT (PROJECT WISE) FOR THE YEAR 2019

PROGRAMME :2 - ACADEMIC

| Obj  | Object Title                             | Project 02            | Project 03            | Project 05            | Project 11           | Project 12            | Project 23           | Project 36            | Total                 |
|------|--|-----------------------|-----------------------|-----------------------|----------------------|-----------------------|----------------------|-----------------------|-----------------------|
|      | Personnel Emoluments Academic            | Faculty of APM        | Faculty of AS         | Faculty of LFN        | Faculty of Medicine  | Faculty of BSF        | Examination Service  | Faculty of Technology |                       |
| 4101 | SALARIES & WAGES                         | 47,069,664.63         | 52,582,044.71         | 48,850,661.63         | 18,689,423.41        | 47,308,727.01         | -                    | 16,595,670.69         | 231,096,192.08        |
| 4102 | U.P.F.                                   | 9,997,052.55          | 9,878,227.23          | 9,392,097.16          | 1,213,987.83         | 8,394,876.53          | -                    | 3,112,402.98          | 41,988,644.28         |
| 4103 | PENSION                                  | 5,997,955.05          | 7,454,487.56          | 6,676,560.28          | 604,800.48           | 8,653,229.51          | -                    | 1,872,984.26          | 31,260,017.14         |
| 4104 | E.T.F.                                   | 3,203,392.49          | 3,465,589.91          | 3,215,708.22          | 363,757.71           | 3,389,625.32          | -                    | 937,899.20            | 14,575,972.85         |
| 4105 | ACTING PAY                               | -                     | -                     | -                     | -                    | -                     | -                    | -                     | -                     |
| 4106 | INTERIM ALLOWANCES (10%)                 | -                     | -                     | -                     | -                    | -                     | -                    | -                     | -                     |
| 4107 | M.C.A.                                   | -                     | -                     | -                     | -                    | -                     | -                    | -                     | -                     |
| 4108 | ACADEMIC ALLOWANCES                      | 53,895,199.36         | 58,787,562.67         | 51,941,000.14         | 4,190,842.10         | 59,724,898.60         | -                    | 13,723,614.78         | 242,263,117.65        |
| 4109 | EQUALIZATION ALLOWANCES                  | -                     | -                     | -                     | -                    | -                     | -                    | -                     | -                     |
| 4110 | OTHER ALLOWANCES                         | 247,506.31            | 132,200.51            | 1,065,596.92          | 1,025,954.10         | 1,091,531.22          | -                    | 87,265.39             | 3,650,054.45          |
| 4111 | VISITING LECTURE FEES                    | 429,654.00            | 389,400.00            | 486,492.00            | 269,084.00           | 487,605.28            | -                    | 1,314,741.84          | 3,376,977.12          |
| 4112 | GRATUITY                                 | 31,091,654.52         | 27,591,713.55         | 32,434,312.10         | 529,371.17           | 28,736,220.07         | -                    | 4,450,638.84          | 124,833,910.25        |
| 4115 | INTERIEM ALLOWANCE(850/857/862           | -                     | -                     | -                     | -                    | -                     | -                    | -                     | -                     |
| 4116 | COST OF LIVING ALL:                      | 5,604,649.68          | 6,166,228.19          | 5,963,522.67          | 1,111,788.14         | 6,013,889.38          | -                    | 2,326,114.49          | 27,186,192.55         |
| 4117 | REASEARCH ALLOWANCE                      | 12,793,516.67         | 13,913,018.52         | 12,349,705.78         | 933,106.22           | 14,679,946.76         | -                    | 3,339,847.28          | 58,009,141.23         |
| 4118 | CLA-2006-2011                            | -                     | -                     | -                     | -                    | -                     | -                    | -                     | -                     |
| 4119 | AJUSTMENT ALLOWANCE                      | 48,094.18             | 22,188.05             | 55,591.13             | 7,797.83             | 285,634.83            | -                    | 20,546.49             | 439,852.51            |
| 4120 | 20% SPECIAL SALARY ALLOW                 | 7,208,474.35          | 7,927,765.11          | 6,969,787.49          | 597,150.09           | 8,345,094.40          | -                    | 2,029,293.29          | 33,077,564.73         |
| 4121 | INTERIUM ALLO (3000.00)                  | 26,867.51             | -                     | 37,168.67             | -                    | 193,082.12            | -                    | 24,000.00             | 281,118.30            |
| 4122 | ENTERTAINMENT ALLOWNCE                   | 599,354.63            | 284,463.12            | 372,004.84            | 186,657.36           | 444,207.79            | -                    | 442,077.84            | 2,328,765.58          |
| 4123 | 45% MONTHLY COMPENS ALLOW                | -                     | 7,619.46              | -                     | -                    | 3,408.30              | -                    | -                     | 11,027.76             |
| 4124 | INTERIUM ALLO (5000.00)                  | -                     | -                     | 4,935.49              | -                    | 416,661.20            | -                    | 56,000.00             | 477,596.69            |
|      | <b>SUB TOTAL</b>                         | <b>178,213,035.93</b> | <b>188,602,508.59</b> | <b>179,815,144.52</b> | <b>29,723,720.44</b> | <b>188,168,638.32</b> | <b>-</b>             | <b>50,333,097.37</b>  | <b>814,856,145.17</b> |
|      | <b>Personnel Emoluments Non Academic</b> |                       |                       |                       |                      |                       |                      |                       |                       |
| 4201 | SALARIES & WAGES                         | 18,463,815.33         | 11,299,471.10         | 17,861,767.72         | 4,359,814.04         | 9,319,577.83          | 3,969,877.02         | 6,095,814.20          | 71,370,137.24         |
| 4202 | U.P.F.                                   | 2,406,234.27          | 1,434,161.78          | 2,446,742.80          | 501,253.50           | 1,116,135.52          | 447,743.57           | 739,106.14            | 9,091,377.58          |
| 4203 | PENSION                                  | 2,198,779.39          | 1,375,296.16          | 2,026,818.88          | 572,860.65           | 1,084,357.69          | 511,706.20           | 735,571.44            | 8,505,390.41          |
| 4204 | E.T.F.                                   | 921,002.84            | 559,089.28            | 894,712.56            | 214,822.94           | 440,098.97            | 191,889.94           | 294,935.51            | 3,516,552.04          |
| 4205 | ACTNIG PAY                               | -                     | -                     | -                     | -                    | -                     | -                    | 22,907.50             | 22,907.50             |
| 4206 | INTERIM ALLOWANCES (10%)                 | -                     | -                     | -                     | -                    | -                     | -                    | -                     | -                     |
| 4207 | M.C.A.                                   | -                     | -                     | -                     | -                    | -                     | -                    | -                     | -                     |
| 4208 | OVERTIME                                 | 2,248,927.80          | 2,187,436.47          | 2,735,767.37          | 306,337.28           | 862,835.58            | 1,016,489.22         | 519,645.84            | 9,877,439.56          |
| 4209 | HOLIDAY PAYMENTS                         | -                     | -                     | 7,668.40              | -                    | -                     | -                    | 2,381.80              | 10,050.20             |
| 4210 | OTHER ALLOWANCES                         | 18,838.33             | 16,800.00             | 13,400.00             | 35,000.00            | 14,700.00             | 1,200.00             | 3,850.00              | 103,788.33            |
| 4211 | LANGUAGE PROFICIENCY ALLOWANCE           | -                     | -                     | -                     | -                    | -                     | -                    | -                     | -                     |
| 4212 | GRATUTTY                                 | 2,456,074.81          | 1,027,841.90          | 1,686,228.18          | 1,043,390.17         | 134,861.86            | 1,200,296.43         | 239,274.15            | 7,787,967.50          |
| 4213 | INTERIM ALLOWANCES (RS:1200/-)           | -                     | -                     | -                     | -                    | -                     | -                    | -                     | -                     |
| 4214 | SPECIAL ALLOWANCE                        | -                     | -                     | -                     | -                    | -                     | -                    | -                     | -                     |
| 4215 | INTERIEM ALLOWANCE(850/857/862           | -                     | -                     | -                     | -                    | -                     | -                    | -                     | -                     |
| 4216 | COST OF LIVING ALL:                      | 4,321,678.04          | 2,542,540.00          | 4,046,826.28          | 1,013,429.67         | 2,028,784.17          | 773,709.67           | 1,544,626.43          | 16,271,594.26         |
| 4217 | RESEARCH ALLOWANCE                       | -                     | -                     | -                     | 265,352.85           | -                     | -                    | -                     | 265,352.85            |
| 4218 | CLA-2006/2011                            | -                     | -                     | -                     | -                    | -                     | -                    | -                     | -                     |
| 4219 | AJUSTMENT ALLOWANCE                      | 474,340.93            | 205,009.52            | 398,146.30            | 163,239.52           | 169,085.83            | 50,048.91            | 299,530.23            | 1,759,401.24          |
| 4220 | 20% SPECIAL SALARY ALLOWANCE             | 3,626,363.63          | 2,228,804.76          | 3,550,871.17          | 845,795.02           | 1,650,498.59          | 775,095.81           | 1,129,019.52          | 13,806,448.30         |
| 4221 | INTERIUM ALLO (3000.00)                  | -                     | -                     | -                     | -                    | -                     | -                    | -                     | -                     |
| 4222 | ENTERTAINMENT ALLOWANCE                  | -                     | -                     | -                     | -                    | -                     | -                    | -                     | -                     |
| 4223 | 45% MONTHLY COMPEN ALLOWANCE             | 8,188,861.80          | 5,025,495.14          | 8,000,329.85          | 1,907,791.67         | 3,729,893.29          | 1,744,951.27         | 2,543,530.22          | 31,140,853.24         |
| 4224 | INRERIUM ALLO (5000.00)                  | -                     | -                     | -                     | -                    | -                     | -                    | -                     | -                     |
|      | <b>SUB TOTAL</b>                         | <b>45,324,917.17</b>  | <b>27,901,946.11</b>  | <b>43,669,279.51</b>  | <b>11,229,087.31</b> | <b>20,550,829.13</b>  | <b>10,683,008.04</b> | <b>14,170,192.98</b>  | <b>173,529,260.25</b> |
|      | <b>Total Personnel Emoluments</b>        | <b>223,537,953.10</b> | <b>216,504,454.70</b> | <b>223,484,424.03</b> | <b>40,952,807.75</b> | <b>208,719,467.45</b> | <b>10,683,008.04</b> | <b>64,503,290.35</b>  | <b>988,385,405.42</b> |



WAYAMBA UNIVERSITY OF SRI LANKA  
TOTAL RECURRENT EXPENDITURE STATEMENT (PROJECT WISE) FOR THE YEAR 2019

PROGRAMME :2 - ACADEMIC

| Obj | Object Title                         | Project 02          | Project 03          | Project 05          | Project 11          | Project 12          | Project 23          | Project 36          | Total                |
|-----|--------------------------------------|---------------------|---------------------|---------------------|---------------------|---------------------|---------------------|---------------------|----------------------|
|     | <b>Personnel Emoluments Academic</b> | <b>Faculty of</b>   | <b>Faculty of</b>   | <b>Faculty of</b>   | <b>Faculty of</b>   | <b>Faculty of</b>   | <b>Examination</b>  | <b>Faculty of</b>   |                      |
|     | <b>Other Recurrent</b>               | <b>APM</b>          | <b>AS</b>           | <b>LFN</b>          | <b>Medicine</b>     | <b>BSF</b>          | <b>Service</b>      | <b>Technology</b>   |                      |
|     | <b>Travelling &amp; Subsistence</b>  |                     |                     |                     |                     |                     |                     |                     |                      |
| 501 | DOMESTIC                             | 79,408.00           | 21,357.00           | 109,721.50          | 11,556.00           | 1,125.00            | -                   | 1,500.00            | 224,667.50           |
| 502 | FOREIGN (SABBATICAL, SEMINARS,       |                     |                     |                     |                     |                     |                     |                     | -                    |
|     | <b>SUB TOTAL</b>                     | <b>79,408.00</b>    | <b>21,357.00</b>    | <b>109,721.50</b>   | <b>11,556.00</b>    | <b>1,125.00</b>     | <b>-</b>            | <b>1,500.00</b>     | <b>224,667.50</b>    |
|     | <b>Supplies</b>                      |                     |                     |                     |                     |                     |                     |                     |                      |
| 601 | STATIONERY & OFFICE REQUISITES       | 1,778,945.76        | 1,848,059.38        | 1,837,933.61        | 585,021.50          | 3,926,797.91        | 974,684.08          | 853,252.48          | 11,804,694.72        |
| 602 | FUEL & LUBRICANTS                    | 689,610.20          | -                   | 488,037.00          | -                   | -                   | -                   | -                   | 1,177,647.20         |
| 603 | UNIFORM & TAILORING CHARGES          | 354,421.50          | 179,180.30          | 251,692.20          | 62,955.50           | 72,825.50           | 21,945.00           | 105,461.80          | 1,048,481.80         |
| 604 | MECHANICAL & ELECTRICAL GOODS        | 20,034.00           | -                   | 1,920.00            | -                   | -                   | -                   | 50,560.00           | 72,514.00            |
| 605 | CHEMICAL & GLASSWARE                 | 1,534,000.63        | 102,122.13          | 1,989,627.49        | 1,642,248.69        | 5,433.75            | -                   | 2,808,054.37        | 8,081,487.06         |
| 606 | MEDICAL SUPPLIES                     | -                   | -                   | -                   | 3,090.00            | -                   | -                   | -                   | 3,090.00             |
| 607 | OTHER SUPPLIES                       | 473,664.56          | 134,715.00          | 969,922.28          | 343,841.70          | 67,552.97           | 72,628.00           | 431,532.74          | 2,493,857.25         |
|     | <b>SUB TOTAL</b>                     | <b>4,850,676.65</b> | <b>2,264,076.81</b> | <b>5,539,132.58</b> | <b>2,637,157.39</b> | <b>4,072,610.13</b> | <b>1,069,257.08</b> | <b>4,248,861.39</b> | <b>24,681,772.03</b> |
|     | <b>Maintenance</b>                   |                     |                     |                     |                     |                     |                     |                     |                      |
| 701 | VEHICALS                             | 116,700.00          | -                   | 64,410.00           | -                   | -                   | -                   | -                   | 181,110.00           |
| 702 | PLANT, MECHINERY & EQUIPMENTS        | 902,792.20          | 384,182.20          | 1,854,104.89        | 8,317.81            | 1,401,647.88        | 143,050.18          | 63,910.86           | 4,758,006.02         |
| 703 | BUILDINGS & STRUCTURES               | 4,080.00            | -                   | 2,225.00            | 32,450.00           | 86,900.00           | -                   | 3,330.00            | 128,985.00           |
| 704 | FURNITURE                            | 1,380.00            | -                   | 36,270.00           | -                   | -                   | -                   | -                   | 37,650.00            |
| 705 | OTHERS                               | 136,414.60          | -                   | 125,761.00          | 100,200.00          | 47,750.00           | -                   | 31,840.00           | 441,965.60           |
|     | <b>SUB TOTAL</b>                     | <b>1,161,366.80</b> | <b>384,182.20</b>   | <b>2,082,770.89</b> | <b>140,967.81</b>   | <b>1,536,297.88</b> | <b>143,050.18</b>   | <b>99,080.86</b>    | <b>5,547,716.62</b>  |
|     | <b>Contractual Services</b>          |                     |                     |                     |                     |                     |                     |                     |                      |
| 801 | TRANSPORT                            | 1,575,005.00        | 94,500.00           | 728,990.00          | 50,800.00           | 149,000.00          | -                   | -                   | 2,598,295.00         |
| 802 | TELECOMMUNICATION                    | 379,700.23          | 215,421.05          | 279,371.68          | 452,616.93          | 164,644.35          | 67,528.34           | 106,157.59          | 1,665,440.17         |
| 803 | POSTAL CHARGES                       | 17,755.00           | -                   | 15,295.00           | 45.00               | 17,266.16           | 4,880.00            | 250.00              | 55,491.16            |
| 804 | ELECTRICITY                          | -                   | -                   | -                   | -                   | -                   | -                   | -                   | -                    |
| 805 | SECURITY SERVICES                    | -                   | -                   | -                   | -                   | -                   | -                   | -                   | -                    |
| 806 | WATER                                | -                   | -                   | -                   | 282,900.00          | -                   | -                   | -                   | 282,900.00           |
| 807 | CLEANING SERVICES                    | -                   | -                   | -                   | -                   | -                   | -                   | -                   | -                    |
| 808 | RENTS & HIRE CHARGES                 | -                   | -                   | -                   | 1,763,013.70        | -                   | -                   | -                   | 1,763,013.70         |
| 809 | RATES & TAXES TO LOCAL AUTHORI       | -                   | -                   | -                   | -                   | -                   | -                   | -                   | -                    |
| 810 | PRINTING, ADVERTISING ETC            | 236,446.00          | 800.00              | 34,300.00           | 13,510.00           | 75,870.00           | -                   | 1,620.00            | 362,546.00           |
| 811 | OTHERS                               | 3,400.00            | 52,120.00           | -                   | 38,080.00           | 25,545.00           | 49,610.00           | 11,470.00           | 180,225.00           |
|     | <b>SUB TOTAL</b>                     | <b>2,212,306.23</b> | <b>362,841.05</b>   | <b>1,057,956.68</b> | <b>2,600,965.63</b> | <b>432,325.51</b>   | <b>122,018.34</b>   | <b>119,497.59</b>   | <b>6,907,911.03</b>  |

WAYAMBA UNIVERSITY OF SRI LANKA  
TOTAL RECURRENT EXPENDITURE STATEMENT (PROJECT WISE) FOR THE YEAR 2019

PROGRAMME :2 - ACADEMIC

| Obj  | Object Title                           | Project 02            | Project 03            | Project 05            | Project 11           | Project 12            | Project 23           | Project 36           | Total                   |
|------|--|-----------------------|-----------------------|-----------------------|----------------------|-----------------------|----------------------|----------------------|-------------------------|
|      | Personnel Emoluments Academic          | Faculty of            | Faculty of            | Faculty of            | Faculty of           | Faculty of            | Examination          | Faculty of           |                         |
|      | Other Recurrent Expenses               | APM                   | AS                    | LFN                   | Medicine             | BSF                   | Service              | Technology           |                         |
| 901  | TRAVEL GRANTS FOR POSTGR. STUD         | 209,761.00            | 540,022.50            | 362,630.50            | -                    | -                     | -                    | -                    | 1,112,414.00            |
| 902  | SPECIAL SERVICES - COUNCIL & C         | -                     | 72,967.00             | -                     | 337,673.00           | 480,109.60            | -                    | 23,645.00            | 914,394.60              |
| 903  | SPECIAL SERVICES - PROFESSIONA         | -                     | 2,220.00              | 5,400.00              | 53,073.00            | 940.00                | -                    | 20,020.00            | 81,653.00               |
| 904  | WORKSHOPS, SEMINARS                    | 357,214.05            | 56,620.00             | 282,443.90            | 4,834.00             | -                     | -                    | -                    | 701,111.95              |
| 905  | ACADEMIC RESEARCH                      | -                     | -                     | -                     | -                    | -                     | -                    | -                    | -                       |
| 906  | STAFF DEVELOPMENTS                     | 210,171.00            | 173,441.50            | 460,130.80            | 406,900.00           | 1,095,449.06          | 13,900.00            | 462,050.00           | 2,822,042.36            |
| 907  | GRANTS TO OTHER ORGANIZATIONS          | -                     | -                     | 13,852.54             | -                    | -                     | -                    | -                    | 13,852.54               |
| 908  | HOLIDAY WARRENTS & SEASON TICK         | -                     | -                     | -                     | -                    | -                     | -                    | -                    | -                       |
| 909  | ENTERTAINMENT EXPENSES                 | -                     | 67,585.20             | -                     | 54,706.00            | 91,787.70             | 48,893.00            | 19,242.50            | 282,214.40              |
| 910  | BANK CHARGES                           | -                     | -                     | -                     | -                    | -                     | -                    | -                    | -                       |
| 911  | AWARDS & INDEMNITIES                   | -                     | -                     | -                     | -                    | -                     | -                    | -                    | -                       |
| 912  | CONTRIBUTION & MEMBERSHIP FEES         | 25,298.20             | 119,220.94            | 31,485.00             | 10,000.00            | 89,582.00             | -                    | 24,112.64            | 299,698.78              |
| 913  | CONVOCATIONS                           | -                     | -                     | -                     | -                    | 38,680.00             | -                    | -                    | 38,680.00               |
| 914  | EXAMINATION EXPENSES                   | 3,725,527.50          | 2,615,285.00          | 1,895,075.00          | 80,065.00            | 4,578,561.37          | 185,552.00           | 856,040.00           | 13,936,105.87           |
| 915  | OTHERS - NEWSPAPERS, MAGAZINES         | 79,190.00             | 52,870.00             | 62,330.00             | 19,140.00            | 46,410.00             | 16,260.00            | 13,930.00            | 290,130.00              |
| 916  | POST GRADUATE RESEARH & SCHOLA         | 209,761.00            | 369,020.25            | 253,730.50            | -                    | -                     | -                    | -                    | 832,511.75              |
| 917  | COURSE MATERIAL FOR STUDENT            | 661,763.19            | -                     | 1,004,713.67          | -                    | 250,000.00            | -                    | -                    | 1,916,476.86            |
| 918  | UNIVERSITY SPORTS ACTIVITIES           | -                     | 47,490.00             | -                     | -                    | -                     | -                    | -                    | 47,490.00               |
| 919  | CORPRATE PLANNING                      | -                     | -                     | -                     | -                    | -                     | -                    | -                    | -                       |
| 920  | INDUSTRY INTERN SHIP                   | 381,823.00            | -                     | 94,893.50             | -                    | -                     | -                    | -                    | 476,716.50              |
| 921  | STUDENTS DEVELOPMENT                   | 124,490.00            | 151,825.00            | 73,485.00             | 192,578.00           | 1,098,658.60          | -                    | 36,940.00            | 1,677,976.60            |
| 922  | STUDENT WELFARE, EMPLOYEE WELF         | -                     | -                     | -                     | 20,236.00            | 64,890.00             | -                    | 34,556.00            | 119,682.00              |
| 923  | INTEREST FOR PRO-LOAN                  | 438,310.06            | 743,237.16            | 287,717.57            | 156,645.02           | 800,382.62            | -                    | 91,729.68            | 2,518,022.11            |
| 924  | EMPLOYEE WELFARE & MEDICAL INS         | -                     | -                     | -                     | -                    | -                     | -                    | -                    | -                       |
|      | <b>SUB TOTAL</b>                       | <b>6,423,309.00</b>   | <b>5,011,804.55</b>   | <b>4,827,887.98</b>   | <b>1,335,850.02</b>  | <b>8,635,450.95</b>   | <b>264,605.00</b>    | <b>1,582,265.82</b>  | <b>28,081,173.32</b>    |
|      | <b>Financial Assistance to Student</b> |                       |                       |                       |                      |                       |                      |                      |                         |
| 1001 | MAHAPOLA SCHOLARSHIP-UGC               | 1,327,900.00          | 235,200.00            | 1,107,400.00          | -                    | 10,900,050.00         | -                    | 749,700.00           | 14,320,250.00           |
| 1002 | BURSARIES                              | 9,657,200.00          | 7,905,000.00          | 2,282,100.00          | 484,000.00           | 6,577,300.00          | -                    | 759,600.00           | 27,665,200.00           |
| 1003 | ENDOWED SCHOLARSHIPS                   | 4,000.00              | -                     | -                     | -                    | -                     | -                    | -                    | 4,000.00                |
| 1004 | MAHAPOLA SCHOLARSHIPS (TRUST F         | 1,382,100.00          | 244,800.00            | 1,152,600.00          | -                    | 11,344,950.00         | -                    | 780,500.00           | 14,904,950.00           |
| 1101 | GELT EXPENSES                          | -                     | -                     | -                     | -                    | -                     | -                    | -                    | -                       |
| 1201 | BUILDINGS                              | -                     | -                     | -                     | -                    | -                     | -                    | -                    | -                       |
|      | <b>SUB TOTAL</b>                       | <b>12,371,200.00</b>  | <b>8,385,000.00</b>   | <b>4,542,100.00</b>   | <b>484,000.00</b>    | <b>28,822,300.00</b>  | <b>-</b>             | <b>2,289,800.00</b>  | <b>56,894,400.00</b>    |
|      | <b>TOTAL RECURRENT EXPENDITURE</b>     | <b>250,636,219.78</b> | <b>232,933,716.31</b> | <b>241,643,993.66</b> | <b>48,163,304.60</b> | <b>252,219,576.92</b> | <b>12,281,938.64</b> | <b>72,844,296.01</b> | <b>1,110,723,045.92</b> |



WAYAMBA UNIVERSITY OF SRI LANKA  
TOTAL RECURRENT EXPENDITURE STATEMENT (PROJECT WISE) FOR THE YEAR 2019

PROGRAMME :3 - TEACHING RESOURCES PROGRAMME

| Object Title                             | Project 01<br>Library<br>Service - Kuli | Project 02<br>Computer<br>Unit - Kuli | Project 03<br>English<br>Unit - Kuli | Project 04<br>CG<br>Unit | Project 05<br>SD<br>Centre | Project 06<br>Library<br>Service - Maka | Project 07<br>Computer<br>Unit - Maka | Project 08<br>English<br>Unit - Maka | Project 09<br>Quality<br>Assu: Unit | Total                |
|--|---|---------------------------------------|--------------------------------------|--------------------------|----------------------------|---|---------------------------------------|--------------------------------------|-------------------------------------|----------------------|
| <b>Personnel Emoluments Academic</b>     |   |                                       |                                      |                          |                            |   |                                       |                                      |                                     |                      |
| 4101 SALARIES & WAGES                    | 2,406,857.64                            | 1,112,307.06                          | -                                    | -                        | -                          | 1,985,862.51                            | 1,780,621.70                          | -                                    | -                                   | 7,285,648.91         |
| 4102 U.P.F.                              | 443,583.76                              | 205,514.40                            | -                                    | -                        | -                          | 583,171.05                              | 325,959.26                            | -                                    | -                                   | 1,558,228.47         |
| 4103 PENSION                             | 370,380.00                              | 119,648.01                            | -                                    | -                        | -                          | 192,586.20                              | 372,524.88                            | -                                    | -                                   | 1,055,139.09         |
| 4104 E.T.F.                              | 162,792.79                              | 65,032.52                             | -                                    | -                        | -                          | 155,151.46                              | 139,696.83                            | -                                    | -                                   | 522,673.60           |
| 4105 ACTING PAY                          | -                                       | -                                     | -                                    | -                        | -                          | 131,233.15                              | -                                     | -                                    | -                                   | 131,233.15           |
| 4106 INTERIM ALLOWANCES (10%)            | -                                       | -                                     | -                                    | -                        | -                          | -                                       | -                                     | -                                    | -                                   | -                    |
| 4107 M.C.A.                              | -                                       | -                                     | -                                    | -                        | -                          | -                                       | -                                     | -                                    | -                                   | -                    |
| 4108 ACADEMIC ALLOWANCES                 | 4,019,427.38                            | 749,907.01                            | -                                    | -                        | -                          | 2,998,652.37                            | 2,688,738.76                          | -                                    | -                                   | 10,456,725.52        |
| 4109 EQUALIZATION ALLOWANCES             | -                                       | -                                     | -                                    | -                        | -                          | -                                       | -                                     | -                                    | -                                   | -                    |
| 4110 OTHER ALLOWANCES                    | 140,600.00                              | -                                     | -                                    | -                        | -                          | 688,160.00                              | -                                     | -                                    | -                                   | 828,760.00           |
| 4111 VISITING LECTURE FEES               | -                                       | -                                     | -                                    | 69,900.00                | -                          | -                                       | -                                     | -                                    | -                                   | 69,900.00            |
| 4112 GRATUITY                            | 3,756,989.87                            | 752,940.07                            | -                                    | 90,154.95                | -                          | 1,298,938.25                            | 1,712,771.29                          | -                                    | -                                   | 7,611,794.43         |
| 4115 INTERIM ALLOWANCE(850/857/862       | -                                       | -                                     | -                                    | -                        | -                          | -                                       | -                                     | -                                    | -                                   | -                    |
| 4116 COST OF LIVING ALL:                 | 240,290.32                              | 210,600.00                            | -                                    | -                        | -                          | 187,200.00                              | 187,200.00                            | -                                    | -                                   | 825,290.32           |
| 4117 RESEARCH ALLOWANCE                  | 380,535.17                              | 228,232.57                            | -                                    | -                        | -                          | 742,874.13                              | 623,217.59                            | -                                    | -                                   | 1,974,859.46         |
| 4118 CLA-2006/2011                       | -                                       | -                                     | -                                    | -                        | -                          | -                                       | -                                     | -                                    | -                                   | -                    |
| 4119 AJUSTMENT ALOWANCE                  | 1,245.38                                | 137.61                                | -                                    | -                        | -                          | 658.56                                  | 717.54                                | -                                    | -                                   | 2,759.09             |
| 4120 20% SPECIAL SALARY ALLOW            | 484,489.89                              | 130,281.00                            | -                                    | -                        | -                          | 396,513.94                              | 355,406.80                            | -                                    | -                                   | 1,366,691.63         |
| 4121 INTERIUM ALLO (3000.00)             | -                                       | -                                     | -                                    | -                        | -                          | -                                       | -                                     | -                                    | -                                   | -                    |
| 4122 ENTERTAINMENT ALLOWNCE              | 131,220.38                              | -                                     | -                                    | -                        | -                          | -                                       | -                                     | -                                    | -                                   | 131,220.38           |
| 4123 45% MONTHLY COMPENS ALLOW           | 356,511.60                              | -                                     | -                                    | -                        | -                          | -                                       | -                                     | -                                    | -                                   | 356,511.60           |
| 4124 INTERIUM ALLO (5000.00)             | -                                       | -                                     | -                                    | -                        | -                          | -                                       | -                                     | -                                    | -                                   | -                    |
| <b>SUB TOTAL</b>                         | <b>12,894,924.18</b>                    | <b>3,574,600.25</b>                   | <b>-</b>                             | <b>160,054.95</b>        | <b>-</b>                   | <b>9,361,001.62</b>                     | <b>8,186,854.65</b>                   | <b>-</b>                             | <b>-</b>                            | <b>34,177,435.65</b> |
| <b>Personnel Emoluments Non Academic</b> |   |                                       |                                      |                          |                            |   |                                       |                                      |                                     |                      |
| 4201 SALARIES & WAGES                    | 8,008,725.84                            | 4,603,601.16                          | -                                    | 1,050,334.00             | 684,616.40                 | 3,964,689.73                            | 3,886,399.23                          | -                                    | 295,123.53                          | 22,493,489.89        |
| 4202 U.P.F.                              | 1,300,797.27                            | 550,225.46                            | -                                    | 111,668.98               | 82,610.37                  | 600,369.52                              | 446,176.15                            | -                                    | 36,526.33                           | 3,128,374.08         |
| 4203 PENSION                             | 842,849.93                              | 466,799.51                            | -                                    | 127,621.76               | 94,411.81                  | 394,229.82                              | 509,915.47                            | -                                    | 41,744.38                           | 2,477,572.68         |
| 4204 E.T.F.                              | 418,675.58                              | 203,405.03                            | -                                    | 47,858.14                | 35,404.38                  | 198,919.75                              | 191,218.28                            | -                                    | 15,654.19                           | 1,111,135.35         |
| 4205 ACTNIG PAY                          | -                                       | -                                     | -                                    | -                        | -                          | -                                       | -                                     | -                                    | -                                   | -                    |
| 4206 INTERIM ALLOWANCES (10%)            | -                                       | -                                     | -                                    | -                        | -                          | -                                       | -                                     | -                                    | -                                   | -                    |
| 4207 M.C.A.                              | -                                       | -                                     | -                                    | -                        | -                          | -                                       | -                                     | -                                    | -                                   | -                    |
| 4208 OVERTIME                            | 599,584.15                              | 740,959.03                            | -                                    | 11,154.80                | 29,695.81                  | 405,477.98                              | 388,243.82                            | -                                    | -                                   | 2,175,115.59         |
| 4209 HOLIDAY PAYMENTS                    | -                                       | -                                     | -                                    | -                        | -                          | -                                       | -                                     | -                                    | -                                   | -                    |
| 4210 OTHER ALLOWANCES                    | 23,829.33                               | -                                     | -                                    | -                        | -                          | 14,160.00                               | -                                     | -                                    | -                                   | 37,989.33            |
| 4211 LANGUAGE PROFICIENCY ALLOWANCE      | -                                       | -                                     | -                                    | -                        | -                          | -                                       | -                                     | -                                    | -                                   | -                    |
| 4212 GRATUITY                            | 669,392.40                              | 141,952.55                            | -                                    | 17,329.21                | 46,444.33                  | 1,710,207.81                            | 507,545.40                            | -                                    | -                                   | 3,092,871.70         |
| 4213 INTERIM ALLOWANCES (RS:1200/-)      | -                                       | -                                     | -                                    | -                        | -                          | -                                       | -                                     | -                                    | -                                   | -                    |
| 4214 SPICAL ALLOWANCE                    | -                                       | -                                     | -                                    | -                        | -                          | -                                       | -                                     | -                                    | -                                   | -                    |
| 4215 INTERIEM ALLOWANCE(850/857/862      | -                                       | -                                     | -                                    | -                        | -                          | -                                       | -                                     | -                                    | -                                   | -                    |
| 4216 COST OF LIVING ALL:                 | 1,631,314.28                            | 858,000.00                            | -                                    | 187,200.00               | 187,200.00                 | 881,400.00                              | 737,477.42                            | -                                    | 93,600.00                           | 4,576,191.70         |
| 4217 RESEARCH ALLOWANCE                  | 341,885.54                              | -                                     | -                                    | -                        | -                          | -                                       | -                                     | -                                    | -                                   | 341,885.54           |
| 4218 CLA-2006/2011                       | -                                       | -                                     | -                                    | -                        | -                          | -                                       | -                                     | -                                    | -                                   | -                    |
| 4219 AJUSTMENT ALLOWANCE                 | 166,439.93                              | 37,164.64                             | -                                    | 3,000.00                 | 30,547.04                  | 48,892.41                               | 43,616.82                             | -                                    | 30,525.49                           | 360,186.33           |
| 4220 20% SPECIAL SALARY ALLOWANCE        | 1,576,501.15                            | 816,370.05                            | -                                    | 194,216.80               | 136,846.20                 | 791,853.60                              | 768,699.10                            | -                                    | 58,951.20                           | 4,343,438.10         |
| 4221 INTERIUM ALLO (3000.00)             | -                                       | -                                     | -                                    | -                        | -                          | -                                       | -                                     | -                                    | -                                   | -                    |
| 4222 ENTERTAINMENT ALLOWANCE             | -                                       | -                                     | -                                    | -                        | -                          | -                                       | -                                     | -                                    | -                                   | -                    |
| 4223 45% MONTHLY COMPEN ALLOWANCE        | 3,113,328.53                            | 1,837,984.70                          | -                                    | 436,987.80               | 308,156.05                 | 1,784,253.51                            | 1,749,971.50                          | -                                    | 132,891.05                          | 9,363,573.14         |
| 4224 INRERIUM ALLO (5000.00)             | -                                       | -                                     | -                                    | -                        | -                          | -                                       | -                                     | -                                    | -                                   | -                    |
| <b>SUB TOTAL</b>                         | <b>18,693,323.93</b>                    | <b>10,256,462.13</b>                  | <b>-</b>                             | <b>2,187,371.49</b>      | <b>1,635,932.39</b>        | <b>10,794,454.13</b>                    | <b>9,229,263.19</b>                   | <b>-</b>                             | <b>705,016.17</b>                   | <b>53,501,823.43</b> |
| <b>Total Personnel Emoluments</b>        | <b>31,588,248.11</b>                    | <b>13,831,062.38</b>                  | <b>-</b>                             | <b>2,347,426.44</b>      | <b>1,635,932.39</b>        | <b>20,155,455.75</b>                    | <b>17,416,117.84</b>                  | <b>-</b>                             | <b>705,016.17</b>                   | <b>87,679,259.08</b> |



WAYAMBA UNIVERSITY OF SRI LANKA  
TOTAL RECURRENT EXPENDITURE STATEMENT (PROJECT WISE) FOR THE YEAR 2019

PROGRAMME :3 - TEACHING RESOURCES PROGRAMME

| Object Title                       | Project 01<br>Library<br>Service - Kuli | Project 02<br>Computer<br>Unit - Kuli | Project 03<br>English<br>Unit - Kuli | Project 04<br>CG<br>Unit | Project 05<br>SD<br>Centre | Project 06<br>Library<br>Service - Maka | Project 07<br>Computer<br>Unit - Maka | Project 08<br>English<br>Unit - Maka | Project 09<br>Quality<br>Assu: Unit | Total                |
|------------------------------------|---|---------------------------------------|--------------------------------------|--------------------------|----------------------------|---|---------------------------------------|--------------------------------------|-------------------------------------|----------------------|
| <b>Other Recurrent</b>             |   |                                       |                                      |                          |                            |   |                                       |                                      |                                     |                      |
| Travelling & Subsistence           |   |                                       |                                      |                          |                            |   |                                       |                                      |                                     |                      |
| 501 DOMESTIC                       | 24,425.00                               | -                                     | -                                    | 6,000.00                 | 4,150.00                   | 16,575.00                               | 750.00                                | -                                    | 11,700.00                           | 63,600.00            |
| 502 FOREIGN (SABBATICAL, SEMINARS, |   |                                       |                                      |                          |                            |   |                                       |                                      |                                     | -                    |
| <b>SUB TOTAL</b>                   | <b>24,425.00</b>                        | <b>-</b>                              | <b>-</b>                             | <b>6,000.00</b>          | <b>4,150.00</b>            | <b>16,575.00</b>                        | <b>750.00</b>                         | <b>-</b>                             | <b>11,700.00</b>                    | <b>63,600.00</b>     |
| <b>Supplies</b>                    |   |                                       |                                      |                          |                            |   |                                       |                                      |                                     |                      |
| 601 STATIONERY & OFFICE REQUISITES | 271,917.82                              | 37,985.56                             | -                                    | 60,519.37                | 138,928.23                 | 242,096.66                              | 468,878.93                            | -                                    | 124,500.68                          | 1,344,827.25         |
| 602 FUAL & LUBRICANTS              | -                                       | -                                     | -                                    | -                        | -                          | -                                       | -                                     | -                                    | -                                   | -                    |
| 603 UNIFORM & TAILORING CHARGES    | 80,278.00                               | 39,719.00                             | -                                    | 5,076.00                 | 6,126.00                   | 37,801.00                               | 37,406.50                             | -                                    | -                                   | 206,406.50           |
| 604 MECHANICAL & ELECTRICAL GOODS  | -                                       | -                                     | -                                    | -                        | -                          | 900.00                                  | 2,800.00                              | -                                    | -                                   | 3,700.00             |
| 605 CHEMICAL & GLASSWARE           | -                                       | -                                     | -                                    | 605.37                   | 1,210.74                   | 1,008.95                                | 1,210.74                              | -                                    | -                                   | 4,035.80             |
| 606 MEDICAL SUPPLIES               | -                                       | -                                     | -                                    | -                        | -                          | -                                       | -                                     | -                                    | -                                   | -                    |
| 607 OTHER SUPPLIES                 | 28,691.00                               | 36,645.00                             | -                                    | 3,726.41                 | 13,975.90                  | 15,157.62                               | 41,707.00                             | -                                    | 5,396.01                            | 145,298.94           |
| <b>SUB TOTAL</b>                   | <b>380,886.82</b>                       | <b>114,349.56</b>                     | <b>-</b>                             | <b>69,927.15</b>         | <b>160,240.87</b>          | <b>296,964.23</b>                       | <b>552,003.17</b>                     | <b>-</b>                             | <b>129,896.69</b>                   | <b>1,704,268.49</b>  |
| <b>Maintenance</b>                 |   |                                       |                                      |                          |                            |   |                                       |                                      |                                     |                      |
| 701 VEHICALS                       | -                                       | -                                     | -                                    | -                        | -                          | -                                       | -                                     | -                                    | -                                   | -                    |
| 702 PLANT, MECHINERY & EQUIPMENTS  | 209,645.10                              | 1,125,221.62                          | -                                    | 38,652.40                | 68,253.50                  | 262,637.39                              | 893,840.33                            | -                                    | 13,371.00                           | 2,611,621.34         |
| 703 BUILDINGS & STRUCTURES         | -                                       | -                                     | -                                    | -                        | -                          | -                                       | -                                     | -                                    | -                                   | -                    |
| 704 FURNITURE                      | -                                       | -                                     | -                                    | -                        | -                          | -                                       | 3,800.00                              | -                                    | -                                   | 3,800.00             |
| 705 OTHERS                         | -                                       | -                                     | -                                    | 4,200.00                 | 2,185.00                   | -                                       | 20,785.00                             | -                                    | -                                   | 27,170.00            |
| <b>SUB TOTAL</b>                   | <b>209,645.10</b>                       | <b>1,125,221.62</b>                   | <b>-</b>                             | <b>42,852.40</b>         | <b>70,438.50</b>           | <b>262,637.39</b>                       | <b>918,425.33</b>                     | <b>-</b>                             | <b>13,371.00</b>                    | <b>2,642,591.34</b>  |
| <b>Contractual Services</b>        |   |                                       |                                      |                          |                            |   |                                       |                                      |                                     |                      |
| 801 TRANSPORT                      | -                                       | -                                     | -                                    | 245,025.00               | 456,750.00                 | 65,745.00                               | 87,210.00                             | -                                    | 150,975.00                          | 1,005,705.00         |
| 802 TELECOMMUNICATION              | 68,361.96                               | 9,502,019.85                          | -                                    | 33,359.56                | 7,471.06                   | 22,446.50                               | 8,044,736.04                          | -                                    | 13,390.46                           | 17,691,785.43        |
| 803 POSTAL CHARGES                 | 480.00                                  | -                                     | -                                    | 7,380.00                 | 45.00                      | 1,450.00                                | 7,800.00                              | -                                    | -                                   | 17,155.00            |
| 804 ELECTRICITY                    | -                                       | -                                     | -                                    | -                        | -                          | -                                       | -                                     | -                                    | -                                   | -                    |
| 805 SECURITY SERVICES              | -                                       | -                                     | -                                    | -                        | -                          | -                                       | -                                     | -                                    | -                                   | -                    |
| 806 WATER                          | -                                       | -                                     | -                                    | -                        | -                          | -                                       | -                                     | -                                    | -                                   | -                    |
| 807 CLEANING SERVICES              | -                                       | -                                     | -                                    | -                        | -                          | -                                       | -                                     | -                                    | -                                   | -                    |
| 808 RENTS & HIRE CHARGES           | -                                       | -                                     | -                                    | -                        | -                          | -                                       | -                                     | -                                    | -                                   | -                    |
| 809 RATES & TAXES TO LOCAL AUTHORI | -                                       | -                                     | -                                    | -                        | -                          | -                                       | -                                     | -                                    | -                                   | -                    |
| 810 PRINTING, ADVERTISING ETC      | 7,490.00                                | -                                     | -                                    | -                        | -                          | -                                       | -                                     | -                                    | -                                   | 7,490.00             |
| 811 OTHERS                         | 1,350.00                                | -                                     | -                                    | -                        | 56,870.00                  | -                                       | -                                     | -                                    | -                                   | 58,220.00            |
| <b>SUB TOTAL</b>                   | <b>77,681.96</b>                        | <b>9,502,019.85</b>                   | <b>-</b>                             | <b>285,764.56</b>        | <b>521,136.06</b>          | <b>89,641.50</b>                        | <b>8,139,746.04</b>                   | <b>-</b>                             | <b>164,365.46</b>                   | <b>18,780,355.43</b> |

WAYAMBA UNIVERSITY OF SRI LANKA  
TOTAL RECURRENT EXPENDITURE STATEMENT (PROJECT WISE) FOR THE YEAR 2019

PROGRAMME :3 - TEACHING RESOURCES PROGRAMME

| Object Title                       | Project 01<br>Library<br>Service - Kuli | Project 02<br>Computer<br>Unit - Kuli | Project 03<br>English<br>Unit - Kuli | Project 04<br>CG<br>Unit | Project 05<br>SD<br>Centre | Project 06<br>Library<br>Service - Maka | Project 07<br>Computer<br>Unit - Maka | Project 08<br>English<br>Unit - Maka | Project 09<br>Quality<br>Assu: Unit | Total                 |
|------------------------------------|---|---------------------------------------|--------------------------------------|--------------------------|----------------------------|---|---------------------------------------|--------------------------------------|-------------------------------------|-----------------------|
| <b>Other Recurrent Expenses</b>    |   |                                       |                                      |                          |                            |   |                                       |                                      |                                     |                       |
| 901 TRAVEL GRANTS FOR POSTGR. STUD | -                                       | -                                     | -                                    | -                        | -                          | -                                       | -                                     | -                                    | -                                   | -                     |
| 902 SPECIAL SERVICES - COUNCIL & C | -                                       | -                                     | -                                    | -                        | -                          | -                                       | -                                     | -                                    | -                                   | -                     |
| 903 SPECIAL SERVICES - PROFESSIONA | -                                       | -                                     | -                                    | -                        | -                          | -                                       | -                                     | -                                    | -                                   | -                     |
| 904 WORKSHOPS, SEMINARS            | -                                       | -                                     | -                                    | 40,562.00                | -                          | 500.00                                  | 1,565.00                              | -                                    | 11,015.00                           | 53,642.00             |
| 905 ACADEMIC RESEARCH              | -                                       | -                                     | -                                    | -                        | -                          | -                                       | -                                     | -                                    | -                                   | -                     |
| 906 STAFF DEVELOPMENTS             | 95,970.50                               | -                                     | -                                    | -                        | 105,000.00                 | 18,000.00                               | 100,000.00                            | -                                    | -                                   | 318,970.50            |
| 907 GRANTS TO OTHER ORGANIZATIONS  | -                                       | -                                     | -                                    | -                        | -                          | -                                       | -                                     | -                                    | -                                   | -                     |
| 908 HOLIDAY WARRENTS & SEASON TICK | -                                       | -                                     | -                                    | -                        | -                          | -                                       | -                                     | -                                    | -                                   | -                     |
| 909 ENTERTAINMENT EXPENSES         | 27,288.40                               | -                                     | -                                    | -                        | -                          | -                                       | -                                     | -                                    | -                                   | 27,288.40             |
| 910 BANK CHARGES                   | -                                       | -                                     | -                                    | -                        | -                          | -                                       | -                                     | -                                    | -                                   | -                     |
| 911 AWARDS & INDEMNITIES           | -                                       | -                                     | -                                    | -                        | -                          | -                                       | -                                     | -                                    | -                                   | -                     |
| 912 CONTRIBUTION & MEMBERSHIP FEES | -                                       | -                                     | -                                    | -                        | 41,101.56                  | -                                       | -                                     | -                                    | -                                   | 41,101.56             |
| 913 CONVOCATIONS                   | -                                       | -                                     | -                                    | -                        | -                          | -                                       | -                                     | -                                    | -                                   | -                     |
| 914 EXAMINATION EXPENSES           | -                                       | -                                     | -                                    | -                        | -                          | -                                       | -                                     | -                                    | -                                   | -                     |
| 915 OTHERS - NEWSPAPERS, MAGAZINES | 29,340.00                               | 3,190.00                              | -                                    | 17,090.00                | -                          | 37,880.00                               | 16,010.00                             | -                                    | -                                   | 103,510.00            |
| 916 POST GRADUATE RESEARH & SCHOLA | -                                       | -                                     | -                                    | -                        | -                          | -                                       | -                                     | -                                    | -                                   | -                     |
| 917 COURSE MATERIAL FOR STUDENT    | -                                       | -                                     | -                                    | -                        | -                          | -                                       | -                                     | -                                    | -                                   | -                     |
| 918 UNIVERSITY SPORTS ACTIVITIES   | -                                       | -                                     | -                                    | -                        | -                          | -                                       | -                                     | -                                    | -                                   | -                     |
| 919 CORPRATE PLANNING              | -                                       | -                                     | -                                    | -                        | -                          | -                                       | -                                     | -                                    | -                                   | -                     |
| 920 INDUSTRY INTERN SHIP           | -                                       | -                                     | -                                    | 14,780.00                | -                          | -                                       | -                                     | -                                    | -                                   | 14,780.00             |
| 921 STUDENTS DEVELOPMENT           | 38,314.00                               | -                                     | -                                    | 12,960.00                | -                          | -                                       | -                                     | -                                    | -                                   | 51,274.00             |
| 922 STUDENT WELFARE, EMPLOYEE WELF | -                                       | -                                     | -                                    | -                        | -                          | -                                       | -                                     | -                                    | -                                   | -                     |
| 923 INTEREST FOR PRO-LOAN          | 201,407.46                              | -                                     | -                                    | -                        | -                          | 49,828.02                               | 14,169.00                             | -                                    | -                                   | 265,404.48            |
| 924 EMPLOYEE WELFARE & MEDICAL INS | -                                       | -                                     | -                                    | -                        | -                          | -                                       | -                                     | -                                    | -                                   | -                     |
| <b>SUB TOTAL</b>                   | <b>392,320.36</b>                       | <b>3,190.00</b>                       | <b>-</b>                             | <b>85,392.00</b>         | <b>146,101.56</b>          | <b>106,208.02</b>                       | <b>131,744.00</b>                     | <b>-</b>                             | <b>11,015.00</b>                    | <b>875,970.94</b>     |
| <b>TOTAL RECURRENT EXPENDITURE</b> | <b>32,673,207.35</b>                    | <b>24,575,843.41</b>                  | <b>-</b>                             | <b>2,837,362.55</b>      | <b>2,537,999.38</b>        | <b>20,927,481.89</b>                    | <b>27,158,786.38</b>                  | <b>-</b>                             | <b>1,035,364.32</b>                 | <b>111,746,045.28</b> |

WAYAMBA UNIVERSITY OF SRI LANKA  
TOTAL RECURRENT EXPENDITURE STATEMENT (PROJECT WISE) FOR THE YEAR 2019

PROGRAMME :4 - WELFARE SERVICES

| Object Title                             |                                | Project 01<br>Health<br>Service | Project 02<br>Physical<br>Education | Project 03<br>Student &<br>Staff Welfare | Total                |
|--|--------------------------------|---------------------------------|-------------------------------------|--|----------------------|
| <b>Personnel Emoluments Academic</b>     |                                |                                 |                                     |  |                      |
| 4101                                     | SALARIES & WAGES               | -                               | 1,011,335.03                        | -  | 1,011,335.03         |
| 4102                                     | U.P.F.                         | -                               | 234,005.40                          | -  | 234,005.40           |
| 4103                                     | PENSION                        | -                               | -                                   | -  | -                    |
| 4104                                     | E.T.F.                         | -                               | 46,801.08                           | -  | 46,801.08            |
| 4105                                     | ACTING PAY                     | -                               | -                                   | -  | -                    |
| 4106                                     | INTERIM ALLOWANCES (10%)       | -                               | -                                   | -  | -                    |
| 4107                                     | M.C.A.                         | -                               | -                                   | -  | -                    |
| 4108                                     | ACADEMIC ALLOWANCES            | -                               | -                                   | -  | -                    |
| 4109                                     | EQUALIZATION ALLOWANCES        | -                               | -                                   | -  | -                    |
| 4110                                     | OTHER ALLOWANCES               | -                               | -                                   | -  | -                    |
| 4111                                     | VISITING LECTURE FEES          | 1,040,750.00                    | 847,687.50                          | -  | 1,888,437.50         |
| 4112                                     | GRATUITY                       | -                               | 606,769.03                          | -  | 606,769.03           |
| 4115                                     | INTERIM ALLOWANCE(850/857/862  | -                               | -                                   | -  | -                    |
| 4116                                     | COST OF LIVING ALL:            | -                               | 93,600.00                           | -  | 93,600.00            |
| 4117                                     | RESEARCH ALLOWANCE             | -                               | 170,856.35                          | -  | 170,856.35           |
| 4118                                     | CLA-2006-2011                  | -                               | -                                   | -  | -                    |
| 4119                                     | ADJUSTMENT ALLOWANCE           | -                               | 99.40                               | -  | 99.40                |
| 4120                                     | 20% SPECIAL SALARY ALLOW       | -                               | 202,167.60                          | -  | 202,167.60           |
| 4121                                     | INTERIM ALLO (3000.00)         | -                               | -                                   | -  | -                    |
| 4122                                     | ENTERTAINMENT ALLOWANCE        | -                               | -                                   | -  | -                    |
| 4123                                     | 45% MONTHLY COMPENS ALLOW      | -                               | 455,100.76                          | -  | 455,100.76           |
| 4124                                     | INTERIM ALLO (5000.00)         | -                               | -                                   | -  | -                    |
| <b>SUB TOTAL</b>                         |                                | <b>1,040,750.00</b>             | <b>3,668,422.15</b>                 | <b>-</b>                                 | <b>4,709,172.15</b>  |
| <b>Personnel Emoluments Non Academic</b> |                                |                                 |                                     |  |                      |
| 4201                                     | SALARIES & WAGES               | 4,077,228.18                    | 5,304,577.83                        | 3,864,355.72                             | 13,246,161.73        |
| 4202                                     | U.P.F.                         | 758,860.88                      | 692,797.02                          | 462,813.81                               | 1,914,471.71         |
| 4203                                     | PENSION                        | 268,911.28                      | 641,890.68                          | 491,856.03                               | 1,402,657.99         |
| 4204                                     | E.T.F.                         | 205,554.54                      | 266,937.59                          | 190,934.07                               | 663,426.20           |
| 4205                                     | ACTING PAY                     | -                               | -                                   | -  | -                    |
| 4206                                     | INTERIM ALLOWANCES (10%)       | -                               | -                                   | -  | -                    |
| 4207                                     | M.C.A.                         | -                               | -                                   | -  | -                    |
| 4208                                     | OVERTIME                       | 129,225.12                      | 756,709.26                          | 164,446.36                               | 1,050,380.74         |
| 4209                                     | HOLIDAY PAYMENTS               | -                               | -                                   | -  | -                    |
| 4210                                     | OTHER ALLOWANCES               | -                               | 4,200.00                            | 4,200.00                                 | 8,400.00             |
| 4211                                     | LANGUAGE PROFICIENCY ALLOWANCE | -                               | -                                   | -  | -                    |
| 4212                                     | GRATUITY                       | 954,717.22                      | 380,528.25                          | 426,918.44                               | 1,762,163.91         |
| 4213                                     | INTERIM ALLOWANCES (RS:1200/-) | -                               | -                                   | -  | -                    |
| 4214                                     | SPECIAL ALLOWANCE              | -                               | -                                   | -  | -                    |
| 4215                                     | INTERIM ALLOWANCE(850/857/862  | -                               | -                                   | -  | -                    |
| 4216                                     | COST OF LIVING ALL:            | 936,000.00                      | 1,197,719.38                        | 890,801.92                               | 3,024,521.30         |
| 4217                                     | RESEARCH ALLOWANCE             | -                               | -                                   | -  | -                    |
| 4218                                     | CLA-2006/2011                  | -                               | -                                   | -  | -                    |
| 4219                                     | ADJUSTMENT ALLOWANCE           | 50,639.52                       | 154,069.14                          | 147,482.64                               | 352,191.30           |
| 4220                                     | 20% SPECIAL SALARY ALLOWANCE   | 814,939.60                      | 1,059,277.18                        | 750,504.74                               | 2,624,721.52         |
| 4221                                     | INTERIM ALLO (3000.00)         | -                               | -                                   | -  | -                    |
| 4222                                     | ENTERTAINMENT ALLOWANCE        | -                               | -                                   | -  | -                    |
| 4223                                     | 45% MONTHLY COMPEN ALLOWANCE   | 1,835,576.92                    | 2,389,716.22                        | 1,698,722.59                             | 5,924,015.73         |
| 4224                                     | INTERIM ALLO (5000.00)         | -                               | -                                   | -  | -                    |
| <b>SUB TOTAL</b>                         |                                | <b>10,031,653.26</b>            | <b>12,848,422.55</b>                | <b>9,093,036.32</b>                      | <b>31,973,112.13</b> |
| <b>Total Personnel Emoluments</b>        |                                | <b>11,072,403.26</b>            | <b>16,516,844.70</b>                | <b>9,093,036.32</b>                      | <b>36,682,284.28</b> |

WAYAMBA UNIVERSITY OF SRI LANKA  
TOTAL RECURRENT EXPENDITURE STATEMENT (PROJECT WISE) FOR THE YEAR 2019

PROGRAMME :4 - WELFARE SERVICES

| Object Title                        | Project 01<br>Health<br>Service | Project 02<br>Physical<br>Education | Project 03<br>Student &<br>Staff Welfare | Total        |
|-------------------------------------|---------------------------------|-------------------------------------|--|--------------|
| <b>Other Recurrent</b>              |                                 |                                     |  |              |
| <b>Travelling &amp; Subsistence</b> |                                 |                                     |  |              |
| 501 DOMESTIC                        | 17,735.00                       | 63,675.00                           | 1,400.00                                 | 82,810.00    |
| 502 FOREIGN (SABBATICAL, SEMINARS,  |                                 |                                     |  | -            |
| SUB TOTAL                           | 17,735.00                       | 63,675.00                           | 1,400.00                                 | 82,810.00    |
| <b>Supplies</b>                     |                                 |                                     |  |              |
| 601 STATIONERY & OFFICE REQUISITES  | 44,842.98                       | 61,596.13                           | 503,270.14                               | 609,709.25   |
| 602 FUAL & LUBRICANTS               | -                               | -                                   | -  | -            |
| 603 UNIFORM & TAILORING CHARGES     | 71,173.10                       | 93,110.00                           | 14,560.50                                | 178,843.60   |
| 604 MECHANICAL & ELECTRICAL GOODS   | 530.00                          | 8,000.00                            | -  | 8,530.00     |
| 605 CHEMICAL & GLASSWARE            | 1,816.11                        | -                                   | -  | 1,816.11     |
| 606 MEDICAL SUPPLIES                | 1,085,069.72                    | -                                   | -  | 1,085,069.72 |
| 607 OTHER SUPLIES                   | 24,417.69                       | 830,845.75                          | 86,635.50                                | 941,898.94   |
| SUB TOTAL                           | 1,227,849.60                    | 993,551.88                          | 604,466.14                               | 2,825,867.62 |
| <b>Maintenance</b>                  |                                 |                                     |  |              |
| 701 VEHICALS                        | -                               | -                                   | -  | -            |
| 702 PLANT, MECHINERY & EQUIPMENTS   | 51,208.94                       | 78,019.99                           | 17,091.67                                | 146,320.60   |
| 703 BUILDINGS & STRUCTURES          | -                               | -                                   | -  | -            |
| 704 FURNITURE                       | -                               | -                                   | -  | -            |
| 705 OTHERS                          | 450.00                          | 3,190.00                            | -  | 3,640.00     |
| SUB TOTAL                           | 51,658.94                       | 81,209.99                           | 17,091.67                                | 149,960.60   |
| <b>Contractual Services</b>         |                                 |                                     |  |              |
| 801 TRANSPORT                       | 40,635.00                       | 636,715.00                          | 7,065.00                                 | 684,415.00   |
| 802 TELECOMMUNICATION               | 48,278.86                       | 44,468.44                           | 65,527.51                                | 158,274.81   |
| 803 POSTAL CHARGES                  | -                               | -                                   | -  | -            |
| 804 ELECTRICITY                     | -                               | -                                   | -  | -            |
| 805 SECURITY SERVICES               | -                               | -                                   | -  | -            |
| 806 WATER                           | -                               | -                                   | -  | -            |
| 807 CLEANING SERVICES               | -                               | -                                   | -  | -            |
| 808 RENTS & HIRE CHARGES            | -                               | -                                   | -  | -            |
| 809 RATES & TAXES TO LOCAL AUTHORI  | -                               | -                                   | -  | -            |
| 810 PRINTING, ADVERTISING ETC       | -                               | 1,288.00                            | -  | 1,288.00     |
| 811 OTHERS                          | 55,707.51                       | 2,850.00                            | 84,150.00                                | 142,707.51   |
| SUB TOTAL                           | 144,621.37                      | 685,321.44                          | 156,742.51                               | 986,685.32   |



WAYAMBA UNIVERSITY OF SRI LANKA  
TOTAL RECURRENT EXPENDITURE STATEMENT (PROJECT WISE) FOR THE YEAR 2019

PROGRAMME :4 - WELFARE SERVICES

| Object Title                       | Project 01<br>Health<br>Service | Project 02<br>Physical<br>Education | Project 03<br>Student &<br>Staff Welfare | Total                |
|------------------------------------|---------------------------------|-------------------------------------|--|----------------------|
| <b>Other Recurrent Expenses</b>    |                                 |                                     |  |                      |
| 901 TRAVEL GRANTS FOR POSTGR. STUD | -                               | -                                   | -  | -                    |
| 902 SPECIAL SERVICES - COUNCIL & C | -                               | -                                   | -  | -                    |
| 903 SPECIAL SERVICES - PROFESSIONA | -                               | -                                   | -  | -                    |
| 904 WORKSHOPS, SEMINARS            | 4,610.00                        | 2,720.00                            | -  | 7,330.00             |
| 905 ACADEMIC RESEARCH              | -                               | -                                   | -  | -                    |
| 906 STAFF DEVELOPMENTS             | -                               | 67,900.00                           | 21,900.00                                | 89,800.00            |
| 907 GRANTS TO OTHER ORGANIZATIONS  | -                               | -                                   | -  | -                    |
| 908 HOLIDAY WARRENTS & SEASON TICK | -                               | -                                   | -  | -                    |
| 909 ENTERTAINMENT EXPENSES         | 12,585.00                       | 12,887.00                           | 104,530.00                               | 130,002.00           |
| 910 BANK CHARGES                   | -                               | -                                   | -  | -                    |
| 911 AWARDS & INDEMNITIES           | -                               | -                                   | -  | -                    |
| 912 CONTRIBUTION & MEMBERSHIP FEES | 15,000.00                       | -                                   | 22,112.00                                | 37,112.00            |
| 913 CONVOCAIONS                    | -                               | -                                   | -  | -                    |
| 914 EXAMINATION EXPENSES           | -                               | -                                   | -  | -                    |
| 915 OTHERS - NEWSPAPERS, MAGAZINES | 18,420.00                       | 13,230.00                           | 61,110.00                                | 92,760.00            |
| 916 POST GRADUATE RESEARH & SCHOLA | -                               | -                                   | -  | -                    |
| 917 COURSE MATERIAL FOR STUDENT    | -                               | -                                   | -  | -                    |
| 918 UNIVERSITY SPORTS ACTIVITIES   | 57,218.84                       | 1,886,203.31                        | 17,450.00                                | 1,960,872.15         |
| 919 CORPRATE PLANNING              | -                               | -                                   | -  | -                    |
| 920 INDUSTRY INTERN SHIP           | -                               | -                                   | -  | -                    |
| 921 STUDENTS DEVELOPMENT           | -                               | -                                   | 24,080.00                                | 24,080.00            |
| 922 STUDENT WELFARE, EMPLOYEE WELF | -                               | -                                   | 31,100.00                                | 31,100.00            |
| 923 INTEREST FOR PRO-LOAN          | 56,607.94                       | -                                   | -  | 56,607.94            |
| 924 EMPLOYEE WELFARE & MEDICAL INS | -                               | -                                   | -  | -                    |
| <b>SUB TOTAL</b>                   | <b>164,441.78</b>               | <b>1,982,940.31</b>                 | <b>282,282.00</b>                        | <b>2,429,664.09</b>  |
| <b>TOTAL RECURRENT EXPENDITURE</b> | <b>12,678,709.95</b>            | <b>20,323,543.32</b>                | <b>10,155,018.64</b>                     | <b>43,157,271.91</b> |

WAYAMBA UNIVERSITY OF SRI LANKA  
TOTAL RECURRENT EXPENDITURE STATEMENT (PROJECT WISE) FOR THE YEAR 2019

PROGRAMME :5 - MAINTENANCE

| Obj  | Object Title                             | Project 01           | Project 02          | Project 03   | Total                |
|------|--|----------------------|---------------------|--------------|----------------------|
|      |  | Lands & Building     | Electricity         | Water Supply |                      |
|      | <b>Personnel Emoluments Academic</b>     |                      |                     |              |                      |
| 4101 | SALARIES & WAGES                         | -                    | -                   | -            | -                    |
| 4102 | U.P.F.                                   | -                    | -                   | -            | -                    |
| 4103 | PENSION                                  | -                    | -                   | -            | -                    |
| 4104 | E.T.F.                                   | -                    | -                   | -            | -                    |
| 4105 | ACTING PAY                               | -                    | -                   | -            | -                    |
| 4106 | INTERIM ALLOWANCES (10%)                 | -                    | -                   | -            | -                    |
| 4107 | M.C.A.                                   | -                    | -                   | -            | -                    |
| 4108 | ACADEMIC ALLOWANCES                      | -                    | -                   | -            | -                    |
| 4109 | EQUALIZATION ALLOWANCES                  | -                    | -                   | -            | -                    |
| 4110 | OTHER ALLOWANCES                         | -                    | -                   | -            | -                    |
| 4111 | VISITING LECTURE FEES                    | -                    | -                   | -            | -                    |
| 4112 | GRATUITY                                 | -                    | -                   | -            | -                    |
| 4115 | INTERIM ALLOWANCE(850/857/862            | -                    | -                   | -            | -                    |
| 4116 | COST OF LIVING ALL:                      | -                    | -                   | -            | -                    |
| 4117 | RESEARCH ALLOWANCE                       | -                    | -                   | -            | -                    |
| 4118 | CLA-2006-2011                            | -                    | -                   | -            | -                    |
| 4119 | ADJUSTMENT ALLOWANCE                     | -                    | -                   | -            | -                    |
| 4120 | 20% SPECIAL SALARY ALLOW                 | -                    | -                   | -            | -                    |
| 4121 | INTERIM ALLO (3000.00)                   | -                    | -                   | -            | -                    |
| 4122 | ENTERTAINMENT ALLOWANCE                  | -                    | -                   | -            | -                    |
| 4123 | 45% MONTHLY COMPENS ALLOW                | -                    | -                   | -            | -                    |
| 4124 | INTERIM ALLO (5000.00)                   | -                    | -                   | -            | -                    |
|      | <b>SUB TOTAL</b>                         | -                    | -                   | -            | -                    |
|      | <b>Personnel Emoluments Non Academic</b> |                      |                     |              |                      |
| 4201 | SALARIES & WAGES                         | 16,635,918.12        | 2,049,767.16        | -            | 18,685,685.28        |
| 4202 | U.P.F.                                   | 2,094,269.06         | 292,861.60          | -            | 2,387,130.66         |
| 4203 | PENSION                                  | 2,103,125.33         | 214,845.75          | -            | 2,317,971.08         |
| 4204 | E.T.F.                                   | 839,479.38           | 101,541.44          | -            | 941,020.82           |
| 4205 | ACTING PAY                               | 129,754.00           | -                   | -            | 129,754.00           |
| 4206 | INTERIM ALLOWANCES (10%)                 | -                    | -                   | -            | -                    |
| 4207 | M.C.A.                                   | -                    | -                   | -            | -                    |
| 4208 | OVERTIME                                 | 2,870,374.73         | 369,079.54          | -            | 3,239,454.27         |
| 4209 | HOLIDAY PAYMENTS                         | 52,917.80            | -                   | -            | 52,917.80            |
| 4210 | OTHER ALLOWANCES                         | 9,533.00             | 999.00              | -            | 10,532.00            |
| 4211 | LANGUAGE PROFICIENCY ALLOWANCE           | -                    | -                   | -            | -                    |
| 4212 | GRATUITY                                 | 1,698,154.75         | 1,021,041.99        | -            | 2,719,196.74         |
| 4213 | INTERIM ALLOWANCES (RS:1200/-)           | -                    | -                   | -            | -                    |
| 4214 | SPECIAL ALLOWANCE                        | -                    | -                   | -            | -                    |
| 4215 | INTERIM ALLOWANCE(850/857/862            | -                    | -                   | -            | -                    |
| 4216 | COST OF LIVING ALL:                      | 4,163,988.04         | 487,625.80          | -            | 4,651,613.84         |
| 4217 | RESEARCH ALLOWANCE                       | 225,262.80           | -                   | -            | 225,262.80           |
| 4218 | CLA-2006/2011                            | -                    | -                   | -            | -                    |
| 4219 | ADJUSTMENT ALLOWANCE                     | 677,973.69           | 34,660.03           | -            | 712,633.72           |
| 4220 | 20% SPECIAL SALARY ALLOWANCE             | 3,277,250.52         | 399,013.24          | -            | 3,676,263.76         |
| 4221 | INTERIM ALLO (3000.00)                   | -                    | -                   | -            | -                    |
| 4222 | ENTERTAINMENT ALLOWANCE                  | -                    | -                   | -            | -                    |
| 4223 | 45% MONTHLY COMPENS ALLOWANCE            | 7,391,471.57         | 899,096.58          | -            | 8,290,568.15         |
| 4224 | INTERIM ALLO (5000.00)                   | -                    | -                   | -            | -                    |
|      | <b>SUB TOTAL</b>                         | <b>42,169,472.79</b> | <b>5,870,532.13</b> | <b>-</b>     | <b>48,040,004.92</b> |
|      | <b>Total Personnel Emoluments</b>        | <b>42,169,472.79</b> | <b>5,870,532.13</b> | <b>-</b>     | <b>48,040,004.92</b> |

WAYAMBA UNIVERSITY OF SRI LANKA  
TOTAL RECURRENT EXPENDITURE STATEMENT (PROJECT WISE) FOR THE YEAR 2019

PROGRAMME :5 - MAINTENANCE

| Obj | Object Title                        | Project 01                  | Project 02         | Project 03          | Total                |
|-----|-------------------------------------|-----------------------------|--------------------|---------------------|----------------------|
|     |                                     | <u>Lands &amp; Building</u> | <u>Electricity</u> | <u>Water Supply</u> |                      |
|     | <b>Other Recurrent</b>              |                             |                    |                     |                      |
|     | <b>Travelling &amp; Subsistence</b> |                             |                    |                     |                      |
| 501 | DOMESTIC                            | 17,397.50                   | -                  | -                   | 17,397.50            |
| 502 | FOREIGN (SABBATICAL, SEMINARS,      |                             |                    |                     | -                    |
|     | <b>SUB TOTAL</b>                    | <b>17,397.50</b>            | <b>-</b>           | <b>-</b>            | <b>17,397.50</b>     |
|     | <b>Supplies</b>                     |                             |                    |                     |                      |
| 601 | STATIONERY & OFFICE REQUISITES      | 143,422.60                  | 5,909.97           | -                   | 149,332.57           |
| 602 | FUEL & LUBRICANTS                   | -                           | -                  | -                   | -                    |
| 603 | UNIFORM & TAILORING CHARGES         | 412,297.88                  | -                  | -                   | 412,297.88           |
| 604 | MECHANICAL & ELECTRICAL GOODS       | 3,029,958.28                | -                  | -                   | 3,029,958.28         |
| 605 | CHEMICAL & GLASSWARE                | 201.79                      | -                  | -                   | 201.79               |
| 606 | MEDICAL SUPPLIES                    | -                           | -                  | -                   | -                    |
| 607 | OTHER SUPPLIES                      | 4,252,301.53                | 89.00              | -                   | 4,252,390.53         |
|     | <b>SUB TOTAL</b>                    | <b>7,838,182.08</b>         | <b>5,998.97</b>    | <b>-</b>            | <b>7,844,181.05</b>  |
|     | <b>Maintenance</b>                  |                             |                    |                     |                      |
| 701 | VEHICLES                            | 600.00                      | -                  | -                   | 600.00               |
| 702 | PLANT, MECHINERY & EQUIPMENTS       | 445,698.99                  | -                  | -                   | 445,698.99           |
| 703 | BUILDINGS & STRUCTURES              | 2,702,565.90                | -                  | -                   | 2,702,565.90         |
| 704 | FURNITURE                           | -                           | -                  | -                   | -                    |
| 705 | OTHERS                              | 985,255.00                  | -                  | -                   | 985,255.00           |
|     | <b>SUB TOTAL</b>                    | <b>4,134,119.89</b>         | <b>-</b>           | <b>-</b>            | <b>4,134,119.89</b>  |
|     | <b>Contractual Services</b>         |                             |                    |                     |                      |
| 801 | TRANSPORT                           | -                           | -                  | -                   | -                    |
| 802 | TELECOMMUNICATION                   | 107,937.09                  | -                  | -                   | 107,937.09           |
| 803 | POSTAL CHARGES                      | -                           | -                  | -                   | -                    |
| 804 | ELECTRICITY                         | 39,369,927.13               | -                  | -                   | 39,369,927.13        |
| 805 | SECURITY SERVICES                   | -                           | -                  | -                   | -                    |
| 806 | WATER                               | -                           | -                  | -                   | -                    |
| 807 | CLEANING SERVICES                   | 53,747,376.48               | -                  | -                   | 53,747,376.48        |
| 808 | RENTS & HIRE CHARGES                | -                           | -                  | -                   | -                    |
| 809 | RATES & TAXES TO LOCAL AUTHORI      | -                           | -                  | -                   | -                    |
| 810 | PRINTING, ADVERTISING ETC           | 360.00                      | -                  | -                   | 360.00               |
| 811 | OTHERS                              | 3,289,355.39                | -                  | -                   | 3,289,355.39         |
|     | <b>SUB TOTAL</b>                    | <b>96,514,956.09</b>        | <b>-</b>           | <b>-</b>            | <b>96,514,956.09</b> |

WAYAMBA UNIVERSITY OF SRI LANKA  
TOTAL RECURRENT EXPENDITURE STATEMENT (PROJECT WISE) FOR THE YEAR 2019

PROGRAMME :5 - MAINTENANCE

| Obj | Object Title                   | Project 01       | Project 02   | Project 03   | Total          |
|-----|--------------------------------|------------------|--------------|--------------|----------------|
|     |                                | Lands & Building | Electricity  | Water Supply |                |
|     | Other Recurrent Expenses       |                  |              |              |                |
| 901 | TRAVEL GRANTS FOR POSTGR. STUD | -                | -            | -            | -              |
| 902 | SPECIAL SERVICES - COUNCIL & C | -                | -            | -            | -              |
| 903 | SPECIAL SERVICES - PROFESSIONA | -                | -            | -            | -              |
| 904 | WORKSHOPS, SEMINARS            | -                | -            | -            | -              |
| 905 | ACADEMIC RESEARCH              | -                | -            | -            | -              |
| 906 | STAFF DEVELOPMENTS             | 8,000.00         | -            | -            | 8,000.00       |
| 907 | GRANTS TO OTHER ORGANIZATIONS  | -                | -            | -            | -              |
| 908 | HOLIDAY WARRENTS & SEASON TICK | -                | -            | -            | -              |
| 909 | ENTERTAINMENT EXPENSES         | -                | -            | -            | -              |
| 910 | BANK CHARGES                   | -                | -            | -            | -              |
| 911 | AWARDS & INDEMNITIES           | -                | -            | -            | -              |
| 912 | CONTRIBUTION & MEMBERSHIP FEES | -                | -            | -            | -              |
| 913 | CONVOCATIONS                   | -                | -            | -            | -              |
| 914 | EXAMINATION EXPENSES           | -                | -            | -            | -              |
| 915 | OTHERS - NEWSPAPERS, MAGAZINES | 35,830.00        | -            | -            | 35,830.00      |
| 916 | POST GRADUATE RESEARH & SCHOLA | -                | -            | -            | -              |
| 917 | COURSE MATERIAL FOR STUDENT    | -                | -            | -            | -              |
| 918 | UNIVERSITY SPORTS ACTIVITIES   | -                | -            | -            | -              |
| 919 | CORPRATE PLANNING              | -                | -            | -            | -              |
| 920 | INDUSTRY INTERN SHIP           | -                | -            | -            | -              |
| 921 | STUDENTS DEVELOPMENT           | -                | -            | -            | -              |
| 922 | STUDENT WELFARE, EMPLOYEE WELF | -                | -            | -            | -              |
| 923 | INTEREST FOR PRO-LOAN          | -                | -            | -            | -              |
| 924 | EMPLOYEE WELFARE & MEDICAL INS | -                | -            | -            | -              |
|     | SUB TOTAL                      | 43,830.00        | -            | -            | 43,830.00      |
|     | TOTAL RECURRENT EXPENDITURE    | 150,717,958.35   | 5,876,531.10 | -            | 156,594,489.45 |



WAYAMBA UNIVERSITY OF SRI LANKA  
TOTAL RECURRENT EXPENDITURE STATEMENT (PROJECT WISE) FOR THE YEAR 2019

PROGRAMME :8 - HOSTELS

| Obj           | Object Title                             | Project 01           | Total                |
|---------------|--|----------------------|----------------------|
| <b>Hostel</b> |  |                      |                      |
|               | <b>Personnel Emoluments Academic</b>     |                      |                      |
| 4101          | SALARIES & WAGES                         | -                    | -                    |
| 4102          | U.P.F.                                   | -                    | -                    |
| 4103          | PENSION                                  | -                    | -                    |
| 4104          | E.T.F.                                   | -                    | -                    |
| 4105          | ACTING PAY                               | -                    | -                    |
| 4106          | INTERIM ALLOWANCES (10%)                 | -                    | -                    |
| 4107          | M.C.A.                                   | -                    | -                    |
| 4108          | ACADEMIC ALLOWANCES                      | -                    | -                    |
| 4109          | EQUALIZATION ALLOWANCES                  | -                    | -                    |
| 4110          | OTHER ALLOWANCES                         | -                    | -                    |
| 4111          | VISITING LECTURE FEES                    | -                    | -                    |
| 4112          | GRATUITY                                 | -                    | -                    |
| 4115          | INTERIM ALLOWANCE(850/857/862            | -                    | -                    |
| 4116          | COST OF LIVING ALL:                      | -                    | -                    |
| 4117          | RESEARCH ALLOWANCE                       | -                    | -                    |
| 4118          | CLA-2006-2011                            | -                    | -                    |
| 4119          | ADJUSTMENT ALLOWANCE                     | -                    | -                    |
| 4120          | 20% SPECIAL SALARY ALLOW                 | -                    | -                    |
| 4121          | INTERIM ALLO (3000.00)                   | -                    | -                    |
| 4122          | ENTERTAINMENT ALLOWANCE                  | -                    | -                    |
| 4123          | 45% MONTHLY COMPENS ALLOW                | -                    | -                    |
| 4124          | INTERIM ALLO (5000.00)                   | -                    | -                    |
|               | <b>SUB TOTAL</b>                         | -                    | -                    |
|               |  |                      |                      |
|               | <b>Personnel Emoluments Non Academic</b> |                      |                      |
| 4201          | SALARIES & WAGES                         | 4,764,374.69         | 4,764,374.69         |
| 4202          | U.P.F.                                   | 633,465.83           | 633,465.83           |
| 4203          | PENSION                                  | 559,032.65           | 559,032.65           |
| 4204          | E.T.F.                                   | 238,499.83           | 238,499.83           |
| 4205          | ACTING PAY                               | -                    | -                    |
| 4206          | INTERIM ALLOWANCES (10%)                 | -                    | -                    |
| 4207          | M.C.A.                                   | -                    | -                    |
| 4208          | OVERTIME                                 | 406,629.52           | 406,629.52           |
| 4209          | HOLIDAY PAYMENTS                         | -                    | -                    |
| 4210          | OTHER ALLOWANCES                         | -                    | -                    |
| 4211          | LANGUAGE PROFICIENCY ALLOWANCE           | -                    | -                    |
| 4212          | GRATUITY                                 | 393,558.84           | 393,558.84           |
| 4213          | INTERIM ALLOWANCES (RS:1200/-)           | -                    | -                    |
| 4214          | SPECIAL ALLOWANCE                        | -                    | -                    |
| 4215          | INTERIM ALLOWANCE(850/857/862            | -                    | -                    |
| 4216          | COST OF LIVING ALL:                      | 1,038,631.10         | 1,038,631.10         |
| 4217          | RESEARCH ALLOWANCE                       | -                    | -                    |
| 4218          | CLA-2006/2011                            | -                    | -                    |
| 4219          | ADJUSTMENT ALLOWANCE                     | 446,201.94           | 446,201.94           |
| 4220          | 20% SPECIAL SALARY ALLOWANCE             | 950,793.63           | 950,793.63           |
| 4221          | INTERIM ALLO (3000.00)                   | -                    | -                    |
| 4222          | ENTERTAINMENT ALLOWANCE                  | -                    | -                    |
| 4223          | 45% MONTHLY COMPENS ALLOWANCE            | 2,144,623.30         | 2,144,623.30         |
| 4224          | INTERIM ALLO (5000.00)                   | -                    | -                    |
|               | <b>SUB TOTAL</b>                         | <b>11,575,811.33</b> | <b>11,575,811.33</b> |
|               | <b>Total Personnel Emoluments</b>        | <b>11,575,811.33</b> | <b>11,575,811.33</b> |

WAYAMBA UNIVERSITY OF SRI LANKA  
TOTAL RECURRENT EXPENDITURE STATEMENT (PROJECT WISE) FOR THE YEAR 2019

PROGRAMME :8 - HOSTELS

| Obj                         | Object Title                        | Project 01        | Total             |
|-----------------------------|-------------------------------------|-------------------|-------------------|
| <b>Other Recurrent</b>      |                                     |                   |                   |
|                             | <b>Travelling &amp; Subsistence</b> |                   |                   |
| 501                         | DOMESTIC                            | 8,670.00          | 8,670.00          |
| 502                         | FOREIGN (SABBATICAL, SEMINARS,      |                   | -                 |
|                             | <b>SUB TOTAL</b>                    | <b>8,670.00</b>   | <b>8,670.00</b>   |
| <b>Supplies</b>             |                                     |                   |                   |
| 601                         | STATIONERY & OFFICE REQUISITES      | 211,690.59        | 211,690.59        |
| 602                         | FUEL & LUBRICANTS                   | -                 | -                 |
| 603                         | UNIFORM & TAILORING CHARGES         | 31,347.00         | 31,347.00         |
| 604                         | MECHANICAL & ELECTRICAL GOODS       | 192,640.00        | 192,640.00        |
| 605                         | CHEMICAL & GLASSWARE                | -                 | -                 |
| 606                         | MEDICAL SUPPLIES                    | -                 | -                 |
| 607                         | OTHER SUPPLIES                      | 394,901.01        | 394,901.01        |
|                             | <b>SUB TOTAL</b>                    | <b>830,578.60</b> | <b>830,578.60</b> |
| <b>Maintenance</b>          |                                     |                   |                   |
| 701                         | VEHICALS                            | -                 | -                 |
| 702                         | PLANT, MECHINERY & EQUIPMENTS       | -                 | -                 |
| 703                         | BUILDINGS & STRUCTURES              | 79,745.00         | 79,745.00         |
| 704                         | FURNITURE                           | 2,005.00          | 2,005.00          |
| 705                         | OTHERS                              | 257,316.00        | 257,316.00        |
|                             | <b>SUB TOTAL</b>                    | <b>339,066.00</b> | <b>339,066.00</b> |
| <b>Contractual Services</b> |                                     |                   |                   |
| 801                         | TRANSPORT                           | 350.00            | 350.00            |
| 802                         | TELECOMMUNICATION                   | 299,172.66        | 299,172.66        |
| 803                         | POSTAL CHARGES                      | -                 | -                 |
| 804                         | ELECTRICITY                         | -                 | -                 |
| 805                         | SECURITY SERVICES                   | -                 | -                 |
| 806                         | WATER                               | 422,300.00        | 422,300.00        |
| 807                         | CLEANING SERVICES                   | -                 | -                 |
| 808                         | RENTS & HIRE CHARGES                | -                 | -                 |
| 809                         | RATES & TAXES TO LOCAL AUTHORI      | -                 | -                 |
| 810                         | PRINTING, ADVERTISING ETC           | 1,170.00          | 1,170.00          |
| 811                         | OTHERS                              | 13,700.00         | 13,700.00         |
|                             | <b>SUB TOTAL</b>                    | <b>736,692.66</b> | <b>736,692.66</b> |

WAYAMBA UNIVERSITY OF SRI LANKA  
TOTAL RECURRENT EXPENDITURE STATEMENT (PROJECT WISE) FOR THE YEAR 2019

PROGRAMME :8 - HOSTELS

| Obj | Object Title                       | Project 01           | Total                |
|-----|------------------------------------|----------------------|----------------------|
|     | <b>Other Recurrent Expenses</b>    |                      |                      |
| 901 | TRAVEL GRANTS FOR POSTGR. STUD     | -                    | -                    |
| 902 | SPECIAL SERVICES - COUNCIL & C     | -                    | -                    |
| 903 | SPECIAL SERVICES - PROFESSIONA     | -                    | -                    |
| 904 | WORKSHOPS, SEMINARS                | -                    | -                    |
| 905 | ACADEMIC RESEARCH                  | -                    | -                    |
| 906 | STAFF DEVELOPMENTS                 | 5,400.00             | 5,400.00             |
| 907 | GRANTS TO OTHER ORGANIZATIONS      | -                    | -                    |
| 908 | HOLIDAY WARRENTS & SEASON TICK     | -                    | -                    |
| 909 | ENTERTAINMENT EXPENSES             | 4,940.00             | 4,940.00             |
| 910 | BANK CHARGES                       | -                    | -                    |
| 911 | AWARDS & INDEMNITIES               | -                    | -                    |
| 912 | CONTRIBUTION & MEMBERSHIP FEES     | -                    | -                    |
| 913 | CONVOCATIONS                       | -                    | -                    |
| 914 | EXAMINATION EXPENSES               | -                    | -                    |
| 915 | OTHERS - NEWSPAPERS, MAGAZINES     | 441,740.00           | 441,740.00           |
| 916 | POST GRADUATE RESEARH & SCHOLA     | -                    | -                    |
| 917 | COURSE MATERIAL FOR STUDENT        | -                    | -                    |
| 918 | UNIVERSITY SPORTS ACTIVITIES       | -                    | -                    |
| 919 | CORPRATE PLANNING                  | -                    | -                    |
| 920 | INDUSTRY INTERN SHIP               | -                    | -                    |
| 921 | STUDENTS DEVELOPMENT               | -                    | -                    |
| 922 | STUDENT WELFARE, EMPLOYEE WELF     | -                    | -                    |
| 923 | INTEREST FOR PRO-LOAN              | 207,337.90           | 207,337.90           |
| 924 | EMPLOYEE WELFARE & MEDICAL INS     | -                    | -                    |
|     | <b>SUB TOTAL</b>                   | <b>659,417.90</b>    | <b>659,417.90</b>    |
|     | <b>TOTAL RECURRENT EXPENDITURE</b> | <b>14,150,236.49</b> | <b>14,150,236.49</b> |

Wayamba University of Sri Lanka  
Statement of the Comparison of Budget & Actual Amounts - 2019

| Category                                    | Budget 2019 (Rs:)       | Actual 2019 (Rs:)       | Variance (Rs:)       | Variance as a Percentage to the Budget |
|---|-------------------------|-------------------------|----------------------|--|
| <b>Income</b>                               |                         |                         |                      |  |
| Government Grant                            |                         |                         |                      |  |
| Government Grants for Recurrent Expenditure | 1,467,000,000           | 1,455,750,000           | 11,250,000           | 0.77                                   |
| Other Income                                | 12,300,000              | 30,442,138              | (18,142,138)         | (147.50)                               |
| <b>Total Income</b>                         | <b>1,479,300,000</b>    | <b>1,486,192,138</b>    | <b>(6,892,138)</b>   |  |
| <b>Expenses</b>                             |                         |                         |                      |  |
| <b>Personal Emoluments</b>                  | <b>1,181,650,000.00</b> | <b>1,344,674,848.97</b> | <b>(163,024,849)</b> | <b>(13.80)</b>                         |
| <b>Travelling &amp; Subsistence</b>         |                         |                         |                      |  |
| Domestic                                    | 1,000,000               | 799,977                 | 200,023              | 20.00                                  |
| Foreign                                     | 1,000,000               | -                       | 1,000,000            | 100.00                                 |
| <b>Supplies</b>                             |                         |                         |                      |  |
| Stationery & Office Requisites              | 15,000,000              | 16,992,872              | (1,992,872)          | (13.29)                                |
| Fuel & Lubricants                           | 7,500,000               | 6,646,070               | 853,930              | 11.39                                  |
| Uniform & Tailoring Charges                 | 2,000,000               | 2,301,015               | (301,015)            | (15.05)                                |
| Mechanical & Electrical Goods               | 2,000,000               | 3,324,257               | (1,324,257)          | (66.21)                                |
| Chemical & Glassware                        | 10,000,000              | 8,089,155               | 1,910,845            | 19.11                                  |
| Medical Supplies                            | 500,000                 | 1,088,160               | (588,160)            | (117.63)                               |
| Other Supplies                              | 5,000,000               | 8,549,962               | (3,549,962)          | (71.00)                                |
| <b>Maintenance</b>                          |                         |                         |                      |  |
| Vehicles                                    | 5,000,000               | 4,371,736               | 628,264              | 12.57                                  |
| Plant, Machinery & Equipments               | 10,000,000              | 9,128,925               | 871,075              | 8.71                                   |
| Buildings & Structures                      | 3,000,000               | 3,022,761               | (22,761)             | (0.76)                                 |
| Furniture                                   | 200,000                 | 56,415                  | 143,585              | 71.79                                  |
| Others                                      | 1,700,000               | 1,914,410               | (214,410)            | (12.61)                                |
| <b>Contractual Services</b>                 |                         |                         |                      |  |
| Transport                                   | 6,500,000               | 5,696,080               | 803,920              | 12.37                                  |
| Telecommunication & Postal Charges          | 20,500,000              | 22,165,778              | (1,665,778)          | (8.13)                                 |
| Electricity & Water                         | 45,000,000              | 41,051,719              | 3,948,281            | 8.77                                   |
| Security Services                           | 40,000,000              | 42,468,067              | (2,468,067)          | (6.17)                                 |
| Cleaning Services                           | 42,000,000              | 53,747,376              | (11,747,376)         | (27.97)                                |
| Rents & Hire Charges                        | 2,000,000               | 1,766,514               | 233,486              | 11.67                                  |
| Rates & Taxes To Local Authori              | 100,000                 | 401,425                 | (301,425)            | (301.43)                               |
| Printing, Advertising etc                   | 3,000,000               | 4,518,108               | (1,518,108)          | (50.60)                                |
| Others                                      | 6,000,000               | 8,275,862               | (2,275,862)          | (37.93)                                |
| <b>Other Recurrent Expenses</b>             |                         |                         |                      |  |
| Travel Grants For Postgr. Stud              | 500,000                 | 1,154,043               | (654,043)            | (130.81)                               |
| Special Services - Council & Committees     | 2,500,000               | 2,799,277               | (299,277)            | (11.97)                                |
| Special Services - Professional & Other fee | 3,000,000               | 3,049,904               | (49,904)             | (1.66)                                 |
| Workshops, Seminars                         | 1,800,000               | 1,043,419               | 756,581              | 42.03                                  |
| Academic Research                           | 200,000                 | -                       | 200,000              | 100.00                                 |
| Staff Developments                          | 3,000,000               | 4,986,789               | (1,986,789)          | (66.23)                                |
| Grants To Other Organizations               | 200,000                 | 290,773                 | (90,773)             | (45.39)                                |
| Holiday Warrents & Season Tickets           | 200,000                 | 121,710                 | 78,290               | 39.15                                  |
| Entertainment Expenses                      | 800,000                 | 591,707                 | 208,293              | 26.04                                  |
| Bank Charges                                | 50,000                  | 35,100                  | 14,900               | 29.80                                  |
| Awards & Indemnities                        | 50,000                  | -                       | 50,000               | 100.00                                 |
| Contribution & Membership Fees              | 800,000                 | 1,257,177               | (457,177)            | (57.15)                                |
| Convocations                                | 1,200,000               | 38,680                  | 1,161,320            | 96.78                                  |
| Examination Expenses                        | 11,500,000              | 13,936,106              | (2,436,106)          | (21.18)                                |
| Others - Newspapers, Magazines              | 1,500,000               | 1,669,326               | (169,326)            | (11.29)                                |
| Post Graduate Research & Scholarship        | 100,000                 | -                       | 100,000              | 100.00                                 |
| Course Material For Student                 | 1,500,000               | 1,916,477               | (416,477)            | (27.77)                                |
| University Sports Activities                | 1,650,000               | 2,008,362               | (358,362)            | (21.72)                                |
| Corporate Planning                          | 300,000                 | -                       | 300,000              | 100.00                                 |
| Industry Intern Ship                        | 1,000,000               | 491,497                 | 508,504              | 50.85                                  |
| Students Development                        | 1,800,000               | 1,753,331               | 46,669               | 2.59                                   |
| Student Welfare, Employee Welfare           | 500,000                 | 150,782                 | 349,218              | 69.84                                  |
| Interest For Pro-Loan                       | 4,000,000               | 3,906,485               | 93,515               | 2.34                                   |
| Employee Welfare & Medical Ins              | 500,000                 | 126,557                 | 373,443              | 74.69                                  |

# **Proposal for Sustainable Development**

**Wayamba University of Sri Lanka**

## **Proposal for Sustainable Development**

### **Wayamba University of Sri Lanka**

1. The Wayamba University of Sri Lanka admits approximately 1500 students annually under its six Faculties. Further, each year around 900 graduands are produced by these Faculties, providing the human resources required for the economic development of the country. Through this process, the University has the ability to produce the human resources necessary for the eradication of poverty in Sri Lanka.
2. The Faculties of Agriculture & Plantation Management and Livestock, Fisheries & Nutrition located at Makandura Premises of the Wayamba University of Sri Lanka, continuously engage in research to introduce diverse species of crops and various types of food which supports the poverty alleviation efforts of the country.
3. The Faculty of Medicine at Wayamba University of Sri Lanka was established as the 10<sup>th</sup> Faculty of Medicine in Sri Lanka, and two batches of students totaling 150 students have been admitted to the Faculty. The Kuliapitiya Base Hospital has been converted to the status of a Teaching Hospital and action is being taken to establish Professorial Unit as well. The Faculty of Medicine consists of fifteen Departments and the objective of the University is to provide the facilities to produce physicians required to improve the health conditions the country.
4. The University is making every effort to offer an education of the highest quality to the students through quality assurance programmes, so that the education of Sri Lanka, a developing country, can be enhanced. A Quality Assurance Unit has also been established in the University. In addition, the University also provides technical and industrial training to improve the quality of education.
5. In all events organized by the University gender equity and equality is maintained.
6. With regard to sanitation and water, the total water consumption requirement of the University is provided by tube wells and the water is filtered for the use of the students and staff. The quality of the water is checked regularly. In collaboration with the



University Medical Centre, Public Health Inspectors, Cleaning Service and the Landscape Division, action is being taken to offer better sanitation for the staff and the students.

7. For the conservation of power and energy, the following actions have been taken by the University :
  - Using only CFL Bulbs wherever lighting is required.
  - Proposals have been submitted for generating electricity through solar power
  - Buildings have been constructed with glass covers to allow sunlight into the building.
8. All courses offered by the University include an industrial training component and when new programmes are evolved and existing programmes are revised, the University aims to resolve the question of unemployment. Further, the University expects to establish a Faculty of Engineering, and through this Faculty it is hoped to provide the human resources required by the country in the field of engineering.
9. The Faculty of Technology is a newly established Faculty in the University and priority is given in this Faculty for innovations. The infrastructure requirement for this purpose is developed by the University.
10. The BREAD Centre and Business Incubation Centre of the Wayamba University of Sri Lanka, provides incentives for new inventions and also introduces the market for such new products.

Through the above, the technical and entrepreneurial knowledge requirements of the community too are provided.

11. Action is being taken for the maximum use of resources and the following are some of them :
  - Recycling of once used water at the Faculty of Medicine
  - Garbage is collected separately categorized into degradable material - glass, polythene/plastic and paper, and disposed appropriately

12. In all Premises of the Wayamba University of Sri Lanka green concept is maintained and the Landscape Division of the University takes care of tree planning, their security and maintenance.
13. The University consists of students and staff belonging to different nationalities and religions and in all activities University acts with a view to developing mutual conviviality. Conducting religious activities of all religions on the 1<sup>st</sup> of January, attending to decorations and activities of different religious festivals by all, etc. contributes to the mutual geniality.
14. The Wayamba University of Sri Lanka seeks to establish interactions with other educational and financial institutions within the country and in foreign countries through Memoranda of Understanding. This allows students and staff to develop national and international relations.

**Report of the Auditor General  
2019**

Vice Chancellor  
Wayamba University of Sri Lanka

**Report of the Auditor General on the Financial Statements and other Legal and Regulatory Requirements of the Wayamba University of Sri Lanka for the year ended 31 December 2019 in terms of Section 12 of the National Audit Act, No.19 of 2018**

-----

**1. Financial Statements**

-----

**1.1 Qualified Opinion**

-----

The audit of the financial statements of the Wayamba University of Sri Lanka for the year ended 31 December 2019 comprising the statement of financial position as at 31 December 2019 and the statement of financial performance, statement of changes in equity and cash flow statement for the year then ended, and notes to the financial statements, including a summary of significant accounting policies, was carried out under my direction in pursuance of provisions in Article 154 (1) of the Constitution of the Democratic Socialist Republic of Sri Lanka read in conjunction with provisions of the National Audit Act , No 19 of 2018 and Sub-section 107(5) of the Universities Act, No.16 of 1978. My report in terms of Article 154 (6) of the Constitution will be tabled in Parliament in due course.

In my opinion, except for the effects of the matters described in the Basis for Qualified Opinion section of my report, the financial statements give a true and fair view of the financial position of the University as at 31 December 2019, and its financial performance and cash flows for the year then ended in accordance with Sri Lanka Public Sector Accounting Standards.

## 1.2 Basis for Qualified Opinion

-----

- (a) Since useful life of the non-current assets had not been reviewed annually in terms of Paragraph 65 of the Sri Lanka Public Sector Accounting Standard 07, assets costing Rs.199,494,369 were further in use despite being fully depreciated. However, action in terms of Sri Lanka Public Sector Accounting Standard 03, had not been taken to revise the estimated error occurred.
- (b) An income from electricity amounting to Rs.4,145,363 receivable from the contractors by the end of the year under review had omitted from accounts.
- (c) Even though the wire fence constructed at a cost of Rs.1,188,230 around the land where the Medical Faculty was located, had been capitalized in the year under review, it had destroyed by the end of the year. Nevertheless, no action had been taken to write off the said value from accounts.
- (d) The value of 05 construction contracts amounting to Rs.759,174,529 of which the works were completed by the end of the year under review, had not been included in the Buildings Account and shown under the work in progress. As such, the value of buildings had been understated by the same amount while the depreciation of Rs.71,489,616 from the date of using the buildings, had not been brought to accounts.
- (e) Excess provision totalling Rs.4,957,735 had been made as accrued expenses for providing cleaning service, security service and private labour services for the year under review.
- (f) A sum of Rs.329,259 payable for creditors of supplies pertaining to the year under review had omitted from accounts.

I conducted my audit in accordance with Sri Lanka Auditing Standards (SLAuSs). My responsibilities, under those standards are further described in the Auditor's Responsibilities for the Audit of the Financial Statements section of my report. I believe that the audit

evidence I have obtained is sufficient and appropriate to provide a basis for my qualified opinion.

### **1.3 Responsibilities of Management and Those Charged with Governance for the Financial Statements**

---

Management is responsible for the preparation of financial statements that give a true and fair view in accordance with Sri Lanka Public Sector Accounting Standards for such internal control as management determines is necessary to enable the preparation of financial statements that are free from material misstatement, whether due to fraud or error.

In preparing the financial statements, management is responsible for assessing the University's ability to continue as a going concern, disclosing, as applicable, matters related to going concern and using the going concern basis of accounting unless management either intend to liquidate the University or to cease operations, or has no realistic alternative but to do so.

Those charged with governance are responsible for overseeing the University's financial reporting process.

As per Sub-section 16(1) of the National Audit Act, No. 19 of 2018, the University is required to maintain proper books and records of all its income, expenditure, assets and liabilities, to enable annual and periodic financial statements to be prepared of the University.



## 1.4 Auditor's Responsibility for Audit of Financial Statements

---

My objective is to obtain reasonable assurance about whether the financial statements as a whole are free from material misstatement, whether due to fraud or error, and to issue an auditor's report that includes my opinion. Reasonable assurance is a high level of assurance, but is not a guarantee that an audit conducted in accordance with Sri Lanka Auditing Standards will always detect a material misstatement when it exists. Misstatements can arise from fraud or error and are considered material if, individually or in the aggregate, they could reasonably be expected to influence the economic decisions of users taken on the basis of these financial statements.

As part of an audit in accordance with Sri Lanka Auditing Standards, I exercise professional judgment and maintain professional scepticism throughout the audit. I also:

- Identify and assess the risks of material misstatement of the financial statements, whether due to fraud or error, design and perform audit procedures responsive to those risks, and obtain audit evidence that is sufficient and appropriate to provide a basis for my opinion. The risk of not detecting a material misstatement resulting from fraud is higher than for one resulting from error, as fraud may involve collusion, forgery, intentional omissions or the override of internal control.
- Obtain an understanding of internal control relevant to the audit in order to design audit procedures that are appropriate in the circumstances, but not for the purpose of expressing an opinion on the effectiveness of the University's internal control.
- Evaluate the appropriateness of accounting policies used and the reasonableness of accounting estimates and related disclosures made by the management.
- Conclude on the appropriateness of the management's use of the going concern basis of accounting and based on the audit evidence obtained, whether a material uncertainty exists related to events or conditions that may cast significant doubt on

the University's ability to continue as a going concern. If I conclude that a material uncertainty exists, I am required to draw attention in my auditor's report to the related disclosures in the financial statements or, if such disclosures are inadequate, to modify my opinion. My conclusions are based on the audit evidence obtained up to the date of my auditor's report. However, future events or conditions may cause the University to cease to continue as a going concern.

- Evaluate the overall presentation, structure and content of the financial statements, including the disclosures, and whether the financial statements represent the underlying transactions and events in a manner that achieves fair presentation.

I communicate with those charged with governance regarding, among other matters, significant audit findings, including any significant deficiencies in internal control that I identify during my audit.

## **2. Report on Other Legal and Regulatory Requirements**

-----

National Audit Act, No. 19 of 2018 includes specific provisions for following requirements.

- Except for the effect of the matters described in the Basis for Qualified Opinion paragraph, I have obtained all the information and explanation that are required for the audit and as far as appears from my examination, proper accounting records have been kept by the University as per the requirement of Section 12 (a) of the National Audit Act, No. 19 of 2018.
- The financial statements of the University, is consistent with the preceding year as per the requirement of Section 6 (1) (d) (iii) of the National Audit Act, No. 19 of 2018.
- The financial statements presented includes all the recommendations made by me in the previous year as per the requirement of Section 6 (1) (d) (iv) of the National Audit Act, No. 19 of 2018.

Based on the procedures performed and evidence obtained were limited to matters that are material, nothing has come to my attention;

- to state that any member of the governing body of the University has any direct or indirect interest in any contract entered into by the University which are out of the normal cause of business as per the requirement of Section 12 (d) of the National Audit Act, No. 19 of 2018.
- to state that the University has not complied with any applicable written law, general and special directions issued by the governing body of the University as per the requirement of Section 12 (f) of the National Audit Act, No. 19 of 2018.

| <b>Reference to Laws, Rules<br/>/Directives</b>  | <b>Description</b>  |
|--|---|
| (a) Section 45 of the Universities Act, No.16 of 1978 and the Public Enterprises circular No.30 of 13 July 2005. | A sum of Rs.3,000,000 recovered from the officers who had breached the security bonds during the year under review, had been invested in fixed deposits without the approval of General Treasury. |
| (b) Financial Regulations of the Democratic Socialist Republic of Sri Lanka                                      |   |
| (i) Financial Regulation 383   | Action had not been taken to identify the unidentified credit balances of Rs.831,700 pertaining to 02 bank accounts as per bank reconciliation statements.  |
| (ii) Financial Regulations 396 (c) and (d)   | Action in terms of Financial Regulations had not been taken regarding 7 cheques amounting to Rs. 47,315 issued but not presented for payment for over 02 years.                                   |

|                        |            |  |
|------------------------|------------|--|
| (iii) Financial<br>770 | Regulation | Action in terms of Financial Regulations had not been taken regarding 22 stock items valued at Rs. 961,792 which were not issued over a long period of time. |
|------------------------|------------|--|

|     |  |  |
|-----|--|--|
| (c) | Section 3.1 of Chapter XX<br>of the Universities<br>Establishment Code | An Attendance Register had not been maintained for the officers in Academic Section of the University. |
|-----|--|--|

- to state that the University has not performed according to its powers, functions and duties as per the requirement of Section 12 (g) of the National Audit Act, No. 19 of 2018;
- to state that the resources of the University had not been procured and utilized economically, efficiently and effectively within the time frames and in compliance with the applicable laws as per the requirement of Section 12 (h) of the National Audit Act, No. 19 of 2018.

### 3. Other Audit Observations

---

(a) Even though the Wayamba University had secured 8139<sup>th</sup> and 8<sup>th</sup> places in the world rankings and ranking of Sri Lankan Universities respectively in the year 2018 while 8358<sup>th</sup> and 08<sup>th</sup> places had been secured respectively in the year under review. As such, the position of University had dropped according to the world rankings.

(b) According to the Action Plan prepared for the year under review by the University, progress of 02 Faculties had not been submitted even by 18 May 2020 while the progress review of 3 Faculties presented had revealed that 21 objectives had not been achieved.

(c) It had been possible to recruit only a cadre of 19 per cent out of the approved cadre for the Faculty of Medicine while the dropout rate of the Faculty of Technology had been 6 per cent out of the students enrolled for the years 2017/2018.

- (d) Even though a sum of Rs. 1,013,750 had been deposited in Pannala Divisional Secretariat in the year 2013 for 8 lots of paddy lands in 711 perches of which the assessment value amounted to Rs, 3,835,000 in the area of authority of the said Divisional Secretariat, action had not been taken even by the end of the year under review to vest the relevant paddy lands without delay.
- (e) A loss had been sustained by the University Fund due to a payment of Rs.45,834 made as interest owing to the delay in the settlement of electricity bills pertaining to September 2019 by the Wayamba University.
- (f) Even though the Unit of External Degree and Applied Courses of the Wayamba University was functioning from November 2018, the Self Finance Courses of the University had not been absorbed under this Unit even by May 2020 while an adequate staff had also not been attached for this Unit.
- (g) Out of sum of Rs.3,437,160 provided to the University by the United Nations Food and Agriculture Organization for the project of “The assessment of water and sediment quality and associated sea urchin of the gulf of mannar coastline” in the years 2014 and 2016, an amount of Rs. 2,266,439 had remained underutilized for a period over 3 years without being utilized for the relevant project.
- (h) Since the information was not adequately maintained by the University, it was not possible to reveal the information to Audit that whether the approval had been received for the Research Reports submitted to Research Committee at the end of research period by 08 Lecturers of the Faculty of Business Studies and Finance who have obtained research allowances of Rs. 1,793,067 during the period from 2016 to 2019.

- (i) According to Paragraph 03(i) of the Higher Education Circular No: 1/ 2011 of 20 April 2011, Research Allowance for the relevant year commencing from 01 January to 31 December can be obtained by submitting sufficient evidence in proof of publishing research results of the self/ group in an international/ local scientific journal receiving approval and/ or presented at a relevant Symposium/ Conference or Technical Session, pertaining to the year for which the research allowance is entitled. Under this qualification, research allowances totalling Rs.2,881,619 had been paid to 07 lecturers of the Faculty of Business Studies and Finance in 12 instances during the period 2015-2019, for the research reports published in accepted publications several years ago contrary to the said Circular.
- (j) Action had not been taken to recover a sum of Rs. 50,781,258 recoverable from seven lecturers who had proceeded abroad for higher studies and did not return within the due period.
- (k) The instructions given to maintain the money received from Self Finance Courses under a Public Fund as per the Decision No. 10 of the Committee on Public Enterprises held on 28 November 2017, had not been followed.
- (l) A sum of Rs.196,912 payable to the contractor as at 31 December 2019 for the work of improving the canteen of the Faculty of Business Studies, had not been brought to account.
- (m) Out of the capital provision made by the Treasury and University Grants Commission in the year under review and 03 preceding years, funds amounting to Rs. 81,946,192 had not been utilized.
- (n) Even though a Van of which the assessment value amounted to Rs.500,000 had not been run since the year 2014, a sum of Rs.205,264 had been spent on the repair work during that period.

- (o) Salaries amounting to Rs.2,072,770 paid during the years 2018 and 2019 by the University for two lecturers who were attached to 02 external projects, had not been reimbursed from relevant projects even by 12 May 2020.
- (p) A sum of Rs.253,517 overpaid as salaries and research allowances to four officers of the University staff as at 31 December of the year under review, had not been recovered even by 12 May 2020.
- (q) The expenditure of Rs.116,832 incurred by the University for external courses had not been recovered by the University even by 06 May 2020.

W.P.C. Wickramaratne

Auditor General



**Report of the Auditor General on the Financial Statements and other Legal and Regulatory Requirements of the Wayamba University of Sri Lanka for the year ended 31 December 2019 in terms of Section 12 of the National Audit Act, No.19 of 2018**

-----

**1. Financial Statements**

-----

**1.2 Basis for Qualified Opinion**

-----

- (a) Since useful life of the non-current assets had not been reviewed annually in terms of Paragraph 65 of the Sri Lanka Public Sector Accounting Standard 07, assets costing Rs. 199,494,369 were further in use despite being fully depreciated. However, action in terms of Sri Lanka Public Sector Accounting Standard 03, had not been taken to revise the estimated error occurred.

The revaluation of the Fixed Assets of the University has been undertaken by the Assessment Department and it has now been completed. The Valuation Report is due to be received within this year. The values of the above report will be included in the Financial Statement of 2020.

- (b) An income from electricity amounting to Rs. 4,145,363 receivable from the contractors by the end of the year under review had omitted from accounts.

By the end of the year under review action has been taken with regard to the amount of Rs. 4,145,363.00 due from the Contractors for electricity, as follows :

Income due for Electricity :

|    | Contract            | Amount    | Answer  |
|----|---------------------|-----------|---|
| 01 | LFN Stage III (SEC) | 88,483.76 | Recovered from the 61 <sup>st</sup> Bill in June 2020 |

|    |  |                          |   |
|----|--|--------------------------|---|
| 02 | Faculty of Medicine<br>(Sathuta Builders (Pvt) Ltd.) | 2,769,330.00             | Arrangements have been made as of now to recover from the 20 <sup>th</sup> Bill |
| 03 | Faculty of Technology<br>(Antony Builders)           | 349,387.50               | Recovered from the 14 <sup>th</sup> Bill as of now.                             |
| 04 | Quarters at<br>Makandura (Sanken)                    | 111,841.50<br>826,320.00 | Arrangements will be made to recover from the Additional Claim No II in 2020.   |
|    |  | <b>4,145,363.00</b>      |   |

- (c) Even though the wire fence constructed at a cost of Rs. 1,188,230 around the land where the Medical Faculty was located, had been capitalized in the year under review, it had destroyed by the end of the year. Nevertheless, no action had been taken to write off the said value from accounts.

As the final bill for this Contract had been forwarded to be accounted as a bill payable and the contract had been named as a completed project, the relevant bill had been accounted as a contract bill payable and the project had been capitalized.

- (d) The value of 05 construction contracts amounting to Rs.759,174,529 of which the works were completed by the end of the year under review, had not been included in the Buildings Account and shown under the work in progress. As such, the value of buildings had been understated by the same amount while the depreciation of Rs.71,489,616 from the date of using the buildings, had not been brought to accounts.

**I) Planting of Grass and other improvement of the Play Ground - Kuliypitiya - Rs. 35,259,956.00**

The Consultancy Firm has not yet released the final bill. Prior to issuing the final bill, the Consultancy Firm obtains an agreement from the Contractor on the

measurements. As this agreement has not yet been obtained, the Consultancy Firm has not yet submitted the final bill. Therefore, this value has been accounted as ongoing work.

**II) Faculty Building Stage III – FLFN Rs. 169,326,037.00**

The final bill of this project has not yet been submitted but only interim bills have been submitted. Therefore, this value has been accounted as ongoing work.

**III) Construction Work Proposed Faculty Building Stage III (Final) FAS  
Rs. 350,734,069.00**

Once some major shortcomings that have been identified are corrected and the Contractor submits the final bill and related documents, it will be added as an asset. Until such time, it is accounted as ongoing work.

**IV) Construction of Faculty Building Stage III – FAPM – Makandura  
Rs. 200,882,117.00**

The Contractor has been informed to correct shortcomings identified by the University. Once such shortcomings are corrected and the Contractor submits the final bill and related documents, it will be added as an asset. Until such time, it will be accounted as ongoing work

**V) Construction of an Overhead Water Tank 20,00 L Capacity at  
Kuliyapitiya - Rs. 2,972,350.00**

As the Contractor has not submitted the final bill, action will be taken this year to issue a final notice, consider as no payment are due and with the approval of the Finance Committee, to transfer the value as an asset. Until such time, it will be accounted as ongoing work

As all these constructions had been incomplete works during the year under review, depreciation has not been carried out.

- (e) Excess provision totaling Rs. 4,957,735 had been made as accrued expenses for providing cleaning service, security service and private labour services for the year under review.

#### **Accrued Expenses for Janitorial Service**

Out of the amount of Rs. 11,238,460.17 shown as accrued expenses for Kuliyaipitiya and Makandura Premises, after deductions made for violations of agreement, recommendations of Heads of Divisions etc., the balance value of Rs. 10,290,460.38 has been forwarded to the Finance Division for payment.

Out of the amount of Rs. 10,575,955.60 requested as accrued expenses for Labuyaya Premises and units added from time to time to the Janitorial Agreement of 2018/2019, vouchers to the value of Rs. 3,102,480.00 have been forwarded to the Finance Division for payment.

As per the BOQ for Janitorial services of 2018/2019 and the engineer's estimates, vouchers for around Rs. 4,048,112.00 are due to be forwarded for payment.

The accrued expenses for the Final Accounts for 2019 were submitted by considering the engineer's estimate, BOQ and the receipts submitted by the relevant institution. However, when forwarding bills for payments, considering violations of agreement and percentages of payment recommended by the Heads of Divisions and the Public Health Inspector, relevant deductions have been made.

Accordingly, a reduction can be expected in the amount that is paid to the relevant institution than the amount of accrued expenses requested for the year 2019.

### **Accrued Expenses for Security Service**

Based on the information obtained from the General Administration Division and the analysis of the details of payments of previous months an amount of Rs. 8,290,947.00 has been accounted as accrued expenses. An amount of Rs. 8,008,725.00 has been paid according to the monthly bills received by the Finance division, as given below. When making payments for the bills, around Rs. 282,222.00 (3.4% of the accrued expenses) has been deducted as violations of the security services agreement and shortcomings in the service.

| Month         | Accrued Expenses |              | Payments     |              | Difference |
|---------------|------------------|--------------|--------------|--------------|------------|
|               | Kuliyapitiya     | Makandura    | Kuliyapitiya | Makandura    |            |
| November 2019 | 2,433,799.05     | 1,675,747.80 | 2,433,799.05 | 1,675,747.80 | -          |
| December 2019 | 2,356,350.00     | 1,825,050.00 | 2,392,416.00 | 1,506,762.00 | 282,222.00 |
|               | 4,790,149.05     | 3,500,797.80 | 4,826,215.05 | 3,182,509.80 | 282,222.00 |

### **Accrued Expenses for Private Labour Services**

An amount of Rs. 1,349,161.00 had been accounted as accrued expenses for private labour services up to 31.12.2019. However, due to the reduction of the number of days of attendance of the assigned labourers and the reduction in the number of hours of overtime, payment made had been less by an amount of Rs. 302,149.00 than the value of the accrued expenses accounted. The details are given below :

| Month         | Accrued Expenses | Payments     | Difference |
|---------------|------------------|--------------|------------|
| November 2019 | 578,985.53       | 578,985.53   | -          |
| December 2019 | 770,175.00       | 468,026.70   | 302,148.30 |
|               | 1,349,160.53     | 1,047,012.23 | 302,148.30 |

- (f) A sum of Rs.329,259 payable for creditors of supplies pertaining to the year under review had omitted from accounts.

Although all goods received prior to 31.12.2019 had been accounted as assets, the details of assets pertaining to the 3 vouchers mentioned above had been received by the Supplies Division in the year 2020. Therefore, it was not possible to account them for the year 2019.

## 2. Report on Other Legal and Regulatory Requirements

-----

| Reference to Laws, Rules<br>/Directives  | Description  |
|--|--|
| -----  | -----  |
| (a) Section 45 of the Universities Act, No.16 of 1978 and the Public Enterprises circular No.30 of 13 July 2005. | A sum of Rs. 3,000,000 recovered from the officers who had breached the security bonds during the year under review, had been invested in fixed deposits without the approval of General Treasury. |

A Fixed Deposit of Rs. 3,000,000.00 had been commenced in this year under investment of funds received for Bonds. The Council approval has been granted at its 199<sup>th</sup> meeting for this purpose. Further, a letter has been issued on 13<sup>th</sup> August 2019 to obtain the approval of the General Treasury, University Grants Commission and the Ministry of Higher Education. Further, a copy of the letter dated 3<sup>rd</sup> September 2019 sent by the Chairman, University Grants Commission to the Director General,

Department of National Budget, requesting approval for the above, has been received by the University. (Annexure 01)

(b) Financial Regulations of the  
Democratic Socialist  
Republic of Sri Lanka

- (i) Financial Regulation 383      Action had not been taken to identify the unidentified credit balances of Rs. 831,700 pertaining to 02 bank accounts as per bank reconciliation statements.

Action is being taken to identify the unidentified credit balance of Rs. 831,700.

- (ii) Financial Regulations      Action in terms of Financial Regulations had not been taken  
396 (c) and (d)                  regarding 7 cheques amounting to Rs. 47,315 issued but not  
presented for payment for over 02 years.

This balance has been credited to the University income by Journal R 139.

- (iii) Financial Regulation      Action in terms of Financial Regulations had not been taken  
770                                      regarding 22 stock items valued at Rs. 961,792 which were  
not issued over a long period of time.

Out of the 22 items mentioned in the audit query, four items (Item Code 0204DI02, 0310PT07, 0208DM02, 0323PT01) pertains to the Supplies Division. A Board of Survey has been appointed to decide on the action to be taken with regard to items unissued over a long period in the stores at Kuliypitiya Premises, including the four items mentioned above. The report of the Board of Survey has now been received. Action will be taken in accordance with the recommendations of the report.



The other items belong to the stores of the Maintenance Division and are stored to be used for instantly required maintenance work at the University.

- (c) Section 3.1 of Chapter XX      An Attendance Register had not been maintained for the  
of the Universities                      officers in Academic Section of the University.  
Establishment Code

As per Chapter XX, Section 3.1, all Higher Educational Institutions should maintain an attendance register. All employees of such Institutions should record his attendance and departure.

Further, in accordance with the University Grants Commission Internal Circular Letter No. 01/2018, all Heads of Departments should inform the Finance Division on or before the 10<sup>th</sup> of each month, certifying the attendance of the academic staff of their Departments for the previous month. For this purpose too, relevant attendance registers should be maintained.

### **3. Other Audit Observations**

-----

- (a) Even though the Wayamba University had secured 8139<sup>th</sup> and 8<sup>th</sup> places in the world rankings and ranking of Sri Lankan Universities respectively in the year 2018 while 8358<sup>th</sup> and 08<sup>th</sup> places had been secured respectively in the year under review. As such, the position of University had dropped according to the world rankings.

The number of Faculties, number of students, information on the research done by the University, research conferences etc. help a university's ranking. The Wayamba University of Sri Lanka has established new Faculties but the number of students in those Faculties is few. Therefore, other factors in relation to the University Faculties have not yet developed. That too affects the drop in the ranking. Further, in order to increase the world ranking of the university, the

Wayamba University of Sri Lanka had organized several research conferences (national and international) in 2020. However, due to the situation in the country during this year it has not been possible to conduct those conferences as planned. Action is being taken to update the website constantly, thereby increasing the position of the Wayamba University of Sri Lanka in the world ranking.

- (b) According to the Action Plan prepared for the year under review by the University, progress of 02 Faculties had not been submitted even by 18 May 2020 while the progress review of 3 Faculties presented had revealed that 21 objectives had not been achieved.

All Faculties were informed in writing to send the progress of the actions taken in relation to the Action Plan of 2019. Although the two Faculties had been repeatedly requested for the progress, I have not received them. I shall take action once again to inform the two Faculties and obtain the progress on the activities.

It is expected to include those activities in the Action Plan 2019 that could not be carried out in 2019 into the Action Plan for 2020 and take action on them in the year 2020.

- (c) It had been possible to recruit only a cadre of 19 per cent out of the approved cadre for the Faculty of Medicine while the dropout rate of the Faculty of Technology had been 6 per cent out of the students enrolled for the years 2017/2018.

Applications were called for the approved cadre for the Faculty of Medicine and qualified persons have been recruited. Applications have been called again for the Departments which do not have qualified persons, and action will be taken to recruit suitable persons after holding selection interviews.

The student numbers for the Faculty of Technology for the Academic Year 2017/2018 are as follows :

|                                  | No. of Students<br>Approved | No. of Students<br>Admitted | Registered No. of<br>Students at present                  |
|----------------------------------|-----------------------------|-----------------------------|---|
| First Year<br>(2017/2018 Batch)  | 161                         | 161                         | 162<br>(including a student<br>from the previous<br>year) |
| Second Year<br>(2016/2017 Batch) | 161                         | 161                         | 169*  |
| Third Year<br>(2015/2016 Batch)  | 161                         | 161                         | 119   |
| Total No. of<br>Students         | 483                         | 483                         | 450   |

\* The registered student number (current) for the 2<sup>nd</sup> Year of the Academic Year 2017/2018 are as follows :

|                 |   |            |
|-----------------|---|------------|
| 2016/2017 Batch | - | 152        |
| 2015/2016 Batch | - | <u>17</u>  |
|                 |   | <u>169</u> |

17 students from the 2015/2016 Batch who did not qualify for the 3<sup>rd</sup> Year under the University Grants Commission criteria relating to the technology stream, were admitted to the 2<sup>nd</sup> Year.

Accordingly, although the number of students for the Academic Year 2017/2018 should be 483, the number of registered students (the current student number) is 450. 33 students had not attended academic programmes. Details are as follows :

Students who do not participate in the degree programme (Academic Year 2016/2017)

08

|   |    |
|---|----|
| Students who do not participate in the degree programme (Academic Year 2015/2016) | 16 |
| Students who cancelled their registrations (Academic Year 2016/2017)              | 03 |
| Students who cancelled their registrations (Academic Year 2015/2016)              | 05 |
| Transferred to the University of Sri Jayewardenepura (Academic Year 2015/2016)    | 01 |

Accordingly, 5% of the students have not participated in the degree programme.

The Faculty has contacted the students over the telephone constantly. It had been found that the students do not participate in the academic programmes as some students have been discouraged due to not qualifying for the 3<sup>rd</sup> Year, some students have opted to find employment and some opted to go for education abroad.

At present action is being taken to contact these identified students in writing.

(d) Even though a sum of Rs. 1,013,750 had been deposited in Pannala Divisional Secretariat in the year 2013 for 8 lots of paddy lands in 711 perches of which the assessment value amounted to Rs. 3,835,000 in the area of authority of the said Divisional Secretariat, action had not been taken even by the end of the year under review to vest the relevant paddy lands without delay.

After obtaining a valuation from the State Department of Valuation, an application was submitted to the Ministry of Lands through the Ministry of Higher Education for the acquisition of the 08 plots of land, under the Acquisition of Paddy Lands Act. The consent of the farmers had also been obtained for the above action. The concurrence of the Commissioner of Agrarian Development, Department of Agrarian Development, too had been obtained for this acquisition. Further, under the Act pertaining to acquisition of lands, an advance of Rs. 1,013,750.00 had been deposited with the Secretary, Divisional Secretariat, Pannala by the Wayamba University, on 18.04.2013. The ability and authority to act at legal and institutional level for the

acquisition of these eight plots of land, rests with the Secretary, Divisional Secretariat, Pannala.

- (e) A loss had been sustained by the University Fund due to a payment of Rs. 45,834 made as interest owing to the delay in the settlement of electricity bills pertaining to September 2019 by the Wayamba University.

Due to the administrative and non-academic staff strike during the period 10.09.2019 to 13.10.2019, the payment of the electricity bill for August 2019 was delayed and due to this reason, an additional amount of Rs. 45,833.75 had been added to the electricity bill for the month of October 2019, and this amount had to be paid.

Nevertheless, it is kindly informed that in future, action will be taken to make the payments without delay even in times of trade union actions.

- (f) Even though the Unit of External Degree and Applied Courses of the Wayamba University was functioning from November 2018, the Self Finance Courses of the University had not been absorbed under this Unit even by May 2020 while an adequate staff had also not been attached for this Unit.

Fee-levying courses are being conducted by Faculties and Units of the University and action is being taken to integrate these courses into the External Degree and External Courses Unit of the University. The executive officer assigned to the Unit is functioning in Acting capacity and works as the officer of another division.

- (g) Out of sum of Rs. 3,437,160 provided to the University by the United Nations Food and Agriculture Organization for the project of “The assessment of water and sediment quality and associated sea urchin of the gulf of Mannar coastline” in the

years 2014 and 2016, an amount of Rs. 2,266,439 had remained underutilized for a period over 3 years without being utilized for the relevant project.

This project has been granted to Dr. (Mrs.) J A D S S Jayakody of the Faculty of Livestock, Fisheries & Nutrition, and Dr. Jayakody has informed that the first phase of the project has been completed. However, as she has been released from the University with immediate effect to serve as a Consultant by letter dated 01.08.2019 of the Vice-Chancellor, the work on the second phase has been suspended temporarily. Dr. Jayakody has informed that the project work will be commenced in the year 2020.

- (h) Since the information was not adequately maintained by the University, it was not possible to reveal the information to Audit that whether the approval had been received for the Research Reports submitted to Research Committee at the end of research period by 08 Lecturers of the Faculty of Business Studies and Finance who have obtained research allowances of Rs. 1,793,067 during the period from 2016 to 2019.

Action will be taken to inform the eight lecturers of the Faculty of Business Studies & Finance mentioned in the query, to submit the terminal reports to the Faculty Research Committee.

Action will also be taken to inform all academic staff members that those who obtain research grants under new proposals should submit the relevant report after completing the research to the Faculty Research Committee and obtain the approval.

- (i) According to Paragraph 03(i) of the Higher Education Circular No: 1/ 2011 of 20 April 2011, Research Allowance for the relevant year commencing from 01 January to 31 December can be obtained by submitting sufficient evidence in proof of publishing research results of the self/ group in an international/ local scientific journal receiving approval and/ or presented at a relevant Symposium/ Conference

or Technical Session, pertaining to the year for which the research allowance is entitled. Under this qualification, research allowances totalling Rs.2,881,619 had been paid to 07 lecturers of the Faculty of Business Studies and Finance in 12 instances during the period 2015-2019, for the research reports published in accepted publications several years ago contrary to the said Circular.

As per paragraph 04 (iii) of the Circular No. 02/2014 dated 11.02.2014, research allowance can be requested for a period of one year ahead for a research report published in the proceedings of a research conference and for a period of three years ahead for a publication in a refereed journal. It is expected to make necessary corrections after establishing at a research evaluation committee.

- (j) Action had not been taken to recover a sum of Rs. 50,781,258 recoverable from seven lecturers who had proceeded abroad for higher studies and did not return within the due period.

The present status of the lecturers who have violated the Bonds and Agreements, indicated in the audit query, are given in Annexure 2.

- (k) The instructions given to maintain the money received from Self Finance Courses under a Public Fund as per the Decision No. 10 of the Committee on Public Enterprises held on 28 November 2017, had not been followed.

The Audit Committee, at its 63<sup>rd</sup> Meeting has decided that excess funds of courses that are certified by the Directors to have been completed, be transferred to the Programme Development Fund. Accordingly, the relevant funds have been transferred to the Programme Development Fund.

- (l) A sum of Rs. 196,912 payable to the contractor as at 31 December 2019 for the work of improving the canteen of the Faculty of Business Studies, had not been brought to account.



Although this bill had been submitted in relation to the refurbishing the canteen of the Faculty of Business Studies & Finance, by that time this contract had been ended by the University. As the value in the bill could not be clearly confirmed it had not been accounted for the year 2019.

- (m) Out of the capital provision made by the Treasury and University Grants Commission in the year under review and 03 preceding years, funds amounting to Rs. 81,946,192 had not been utilized.

By 31.12.2019, there were Rs. 137.5 Mn. of contract creditors and Rs. 17.2 Mn. of supplies creditors and the University had, at the end of the year, a capital fund balance of Rs. 81,946,192.00 obtained to release bonds pertaining to the creditors. As the University has paid Rs. 41.8 Mn. in January 2020 and Rs. 71.6 in February 2020 pertaining to the relevant bills out of the above, there has not been any under utilization.

- (n) Even though a Van of which the assessment value amounted to Rs. 500,000 had not been run since the year 2014, a sum of Rs. 205,264 had been spent on the repair work during that period.

The van bearing No. 54-1785 is due to be handed over after repairing with the installation of an air conditioning machine, to form a mobile multi-media unit by the Information Communication Technology Centre. Until the repairs are effected the vehicle has been assigned for the use of the Maintenance Division.

- (o) Salaries amounting to Rs.2,072,770 paid during the years 2018 and 2019 by the University for two lecturers who were attached to 02 external projects, had not been reimbursed from relevant projects even by 12 May 2020.

Two academic staff members of the University have been assigned to external projects as follows :

| Emp. No. | Name               | Project  | Period                     | Balance due as at 12.05.2020 |
|----------|--------------------|--|----------------------------|------------------------------|
| XN000367 | D A M Perera       | Project Director,<br>Wayamba University<br>Township<br>Development Project,<br>Ministry of Higher<br>Education &<br>Innovation | 01.06.2018 -<br>31.05.2019 | 1,458,934.16                 |
| XN000260 | J A D S S Jayakody | Coordinator, CITES,<br>Ministry of Tourism<br>Development, Wildlife<br>and Christian<br>Religious Affairs                      | 01.04.2018 -<br>31.08.2019 | 613,836.02                   |
|          |                    |  |                            | <b>2,072,770.17</b>          |

#### **Dr. J A D S S Jayakody**

The relevant external project has been requested in writing to reimburse the total amount of Rs. 613,836.01 being the salary of the staff member for the months of July and August. However, it has not been reimbursed to date. As per the Council decision 192.3.7, the amount of Rs. 613,836.01 for her salaries of the months of September and October 2019 have been retained by the University. (Annexure 03)

#### **Dr. D A M Perera**

A balance of 1,458,934.16 remains due. A letter dated 18.12.2019 has been sent by the Vice-Chancellor to the Ministry in charge of the project, requesting for the reimbursement of the above amount. (Annexure 04)

Further, the Council at its 210<sup>th</sup> meeting held on 23.07.2020 appointed a sub-committee to look into all matters pertaining to the payment of salary to Dr. D A M Perera for the relevant period (01.06.2018 - 31.05.2019) and submit a report to the Council.

- (p) A sum of Rs.253,517 overpaid as salaries and research allowances to four officers of the University staff as at 31 December of the year under review, had not been recovered even by 12 May 2020.

The balance of the amounts to be recovered as salaries and research allowances up to 12.05.2020 should be corrected as follows :

| Serial No. | Emp. No. | Name               | Balance as at 12.05.2020 |
|------------|----------|--------------------|--------------------------|
| 1          | XN000441 | R P I R Senaratne  | 17,462.00                |
| 2          | XN000088 | R J Wellassa       | 152,757.48               |
| 3          | XN001140 | M S F Sirasa       | 68,462.55                |
| 4          | XN001761 | M G M S Jayasinghe | 14,834.66                |
| Total      |          |                    | <b>253,516.69</b>        |

#### **R P I R Senaratne**

He has resigned from service and has consented to recover from the University Provident Fund.

#### **R J Wellassa**

The due amount will be recovered from the salary in equal installments from January 2020.

#### **M S F Sirasa**

This staff member has been informed of the recovery of the overpaid salary while on no pay study leave. She has informed by email that the final installment of Rs. 68,462.55 will be paid once the present pandemic situation is over. (Annexure 05)

**M G M S Jayasinghe**

The amount of Rs. 14,834.66 has been recovered from the April 2020 salary.

(q) The expenditure of Rs.116,832 incurred by the University for external courses had not been recovered by the University even by 06 May 2020.

Out of the amount of Rs. 160,632.00 incurred for external courses, action has been taken to recover Rs. 42,256.44 from balance income of the relevant self-financed courses. It has been recommended to the Finance Committee of July 2020, to consider the further amount to be recovered as a cost of the University and account the same accordingly.

Snr. Prof. Udith K Jayasinghe

Vice-Chancellor