



ශ්‍රී ලංකා වයඹ විශ්වවිද්‍යාලය
இலங்கை வயம்ப பல்கலைக்கழகம்
WAYAMBA UNIVERSITY OF SRI LANKA

වාර්ෂික වාර්තාව හා ගිණුම්
ஆண்டறிக்கையும் கணக்கும்
ANNUAL REPORT & ACCOUNTS

2020

VISION

To be a leading higher education institute
in Sri Lanka recognized for its outstanding
academic programmes, innovative research,
scholarship and outreach with the
ultimate target of serving the mankind

MISSION

To develop highly qualified and responsible citizens
who contribute to the improvement of
society and sustainable
development
of the country

Vice-Chancellor's Review



Brief Introduction

The Year 2020 was marked as a significant year for the Wayamba University of Sri Lanka since all developments were done even with the COVID 19 pandemic.

Most of the vacancies of academic and a few vacancies of non-academic staff have been filled and requests have been made to the Treasury for next year man power requirements. Most of the academic programmes were concluded on online basis.

Achievements

- The Wayamba University of Sri Lanka held its 15th General Convocation on 09th January 2020 at Pandith Amaradeva Auditorium of the university premises. A total of 818 undergraduate and 68 postgraduate degrees were conferred their degrees from four faculties.
- The Faculty of Agriculture & Plantation Management held the 18th Agricultural Research Symposium (AGRES) on 07th June 2020.
- 275 students were admitted for the 15th Intake of B.Sc. (Plantation Management) External Degree programme conducted by the Faculty of Agriculture & Plantation Management on 26th January 2020.
- Faculty Awards Ceremony of the Faculty of Applied Sciences was held on 20th February 2020.
- 7th Annual Symposium on Research and Industrial Training (ASTIRE) of the Department of Electronics was held on 31st July 2020.
- 12th Applied Science Business and Industrial Research Symposium (ASBIRES 2020) of the Faculty of Applied Sciences was conducted online on 22nd December 2020.

- Annual Research Symposium in Management (ARSYM), Symposium of Accountancy and Finance Researches (SACFIRE) of the Faculty of Business Studies & Finance were held online in the year 2020.

Future Plans

- (1) The University is in the process of formulating proposals for the establishment of (02) new Faculties of Graduate Studies and Engineering.
- (2) Acquisition of land in proximity to the University will be looked into for future expansions.

Snr. Prof. Udith K. Jayasinghe

Vice-Chancellor

TABLE OF CONTENTS

Vision.....	i
Mission.....	i
Vice Chancellor's Review.....	ii
1. Introduction - Wayamba University of Sri Lanka.....	1
2. Goals of the Wayamba University of Sri Lanka.....	2
3. Values of the University	3
4. Organizational Chart of the Wayamba University of Sri Lanka.....	4
5. Members of the Council – 2020.....	5
6. Officers of the University – 2020.....	6
7. Faculties & Departments.....	8
8. Undergraduate Programmes Offered by the Faculties.....	9
9. Postgraduate Programmes Offered by the University.....	10
10. External Courses Offered by the University.....	10
11. Details of New Courses Started – 2020.....	11
12. Details of Local Students – 2020.....	12
13. Details of Foreign Students – 2020.....	13
14. Details of Human Resources & Students – 2020.....	14
15. Student Affairs	
15.1 Hostel Accommodation for Undergraduates – 2020.....	16
15.2 Number of Bursary/ Mahapola scholarships recipients – 2020.....	18
16. Human Resources	
16.1 Details of the Employees of the University as at 31.12.2020	20
16.2 Details of Academic Staff in Faculties & Units as at 31.12.2020.....	24
16.3 Details of Academic Support Staff as at 31.12.2020.....	26
16.4 Details of Non-Academic Staff as at 31.12.2020.....	26
17. University Ranking	
17.1 World University Ranking.....	31
18. Research & Developments	
18.1 Details of Research, Innovation and Publications.....	33
18.2 Details of Awards Received.....	35
18.3 Science and Technology Development Outputs	36
19. Other Units & Centers	
19.1 Library.....	38
19.2 Department of Physical Education.....	41
19.3 Career Guidance Unit.....	46
19.4 Information Communication Technology Center- Kuliyaipitiya Premises.....	57
19.5 Information Communication Technology Center- Makandura Premises.....	60
19.6 Medical Center.....	64
19.7 Wayamba University Business Incubation Center (WUBIC) / University Business.....	65
Linkage (UBL) Cell	
20.1 Details of Recurrent Expenditure	71
20.2 Details of Capital Expenditure.....	71

20.3 Details of Financial Progress (Expenditure).....	71
20.4 Details of Financial Progress (Generated Income)	72
20.5 Financial Performance Analysis – 2020.....	72
20.6 Cost per Student by Faculty 2016 – 2020.....	72
20.7 Details of Infrastructure Development Projects in 2020.....	73

Abbreviations

UGC – University Grants Commission

FAPM – Faculty of Agriculture & Plantation Management

FAS – Faculty of Applied Sciences

FBSF – Faculty of Business Studies & Finance

FLFN – Faculty of Livestock, Fisheries & Nutrition

FOT – Faculty of Technology

FOM – Faculty of Medicine

ICTC – Information Communication Technology Center

CGU – Career Guidance Unit

SDC- Staff Development Center

CSU – Common Support Unit

MOU – Memorandum of Understanding

AHEAD – Accelerating Higher Education Expansion and Development

M.Phil. – Master of Philosophy

Ph.D. - Doctor of Philosophy

B.Sc. – Bachelor of Science

DR – Deputy Registrar

DB – Deputy Bursar

SAL – Senior Assistant Librarian

SAR - Senior Assistant Registrar

SAB - Senior Assistant Bursar

AL – Assistant Librarian

AR – Assistant Registrar

AB – Assistant Bursar

AIA – Assistant Internal Auditor

1. Introduction – Wayamba University of Sri Lanka



The Wayamba University of Sri Lanka was birthed as the Affiliated University College of the North Western Province in 1991 with two academic areas, namely, Home Science & Nutrition and Agricultural Sciences. These sections were affiliated to the University of Kelaniya and University of Peradeniya respectively. Subsequently, it became the Wayamba Campus of the Rajarata University of Sri Lanka in 1996 with two Faculties - Faculty of Agricultural Sciences

and Faculty of Applied Sciences.

After that the Wayamba University of Sri Lanka was established with effect from 01st of October, 1999 for the purpose of providing, promoting and developing higher education in the branches of learning of Applied Sciences, Business Studies & Finance, Agriculture & Plantation Management and Livestock, Fisheries & Nutrition. Accordingly, four Faculties and 16 Departments of Study were assigned to the Wayamba University by the Government Notification in the Extraordinary Gazette No. 1093/8 issued on Tuesday, 17th of August, 1999.

A new department has been established in the year 2016 in the Faculty of Agriculture & Plantation Management under the name of Biosystems Engineering to offer a new degree programme in Bachelor of Bio Systems Technology (BBST) and two new departments have been established in the year 2016 in the Faculty of Applied Sciences under the names of Engineering Technology and Nano Science Technology.

After that by two Extraordinary Gazettes of the Government No.1954/43 issued on 19th February 2016 and No. 2037/17 issued on 21st September 2017, the Faculty of Medicine with 15 departments and Faculty of Technology with 04 departments have been added to the Wayamba University of Sri Lanka respectively. Now there are 06 faculties and 37 departments in the Wayamba University of Sri Lanka.

2. Goals of the Wayamba University of Sri Lanka

1. Quality enhanced and accredited education meeting the national and international standards at the level of undergraduate and postgraduate as well as professional.
2. Fulfilling the growing demand for higher education through an increased student access.
3. Entrepreneurial graduates with high employability to meet the legitimate expectations of the stakeholders.
4. Conducive environment for research, innovations, scholarships and outreach / commercialization.
5. Committed university community serving the mankind.

3. Values of the University

We are committed to certain fundamental/core values shared throughout the higher education sector. University staff and student community is characterized by our values. They define the qualities most important to the University and provide guidance for all that we do in order to enrich our teaching and learning environment. We encourage all members of the University community to not only know and appreciate but also live by on a daily basis.

Core Purpose

To transform the society for the better future.

Academic Excellence & Integrity

WUSL promotes and sustains intellectual enquiry characterized by the highest standards of professionalism, ethics and integrity, academic rigour, excellence and relevance by strengthening our actions in teaching and learning, in research and its application, and in engagement with our communities.

Innovation & Enterprise

WUSL is committed to search for knowledge- and evidence-based solutions to problems and the issues of our local, national and international stakeholders -students, alumni, staff, partners, professions, government, industry, academic peers and community groups - through research; and engage resourcefully, entrepreneurially and proactively as a catalyst for positive change in the country and beyond.

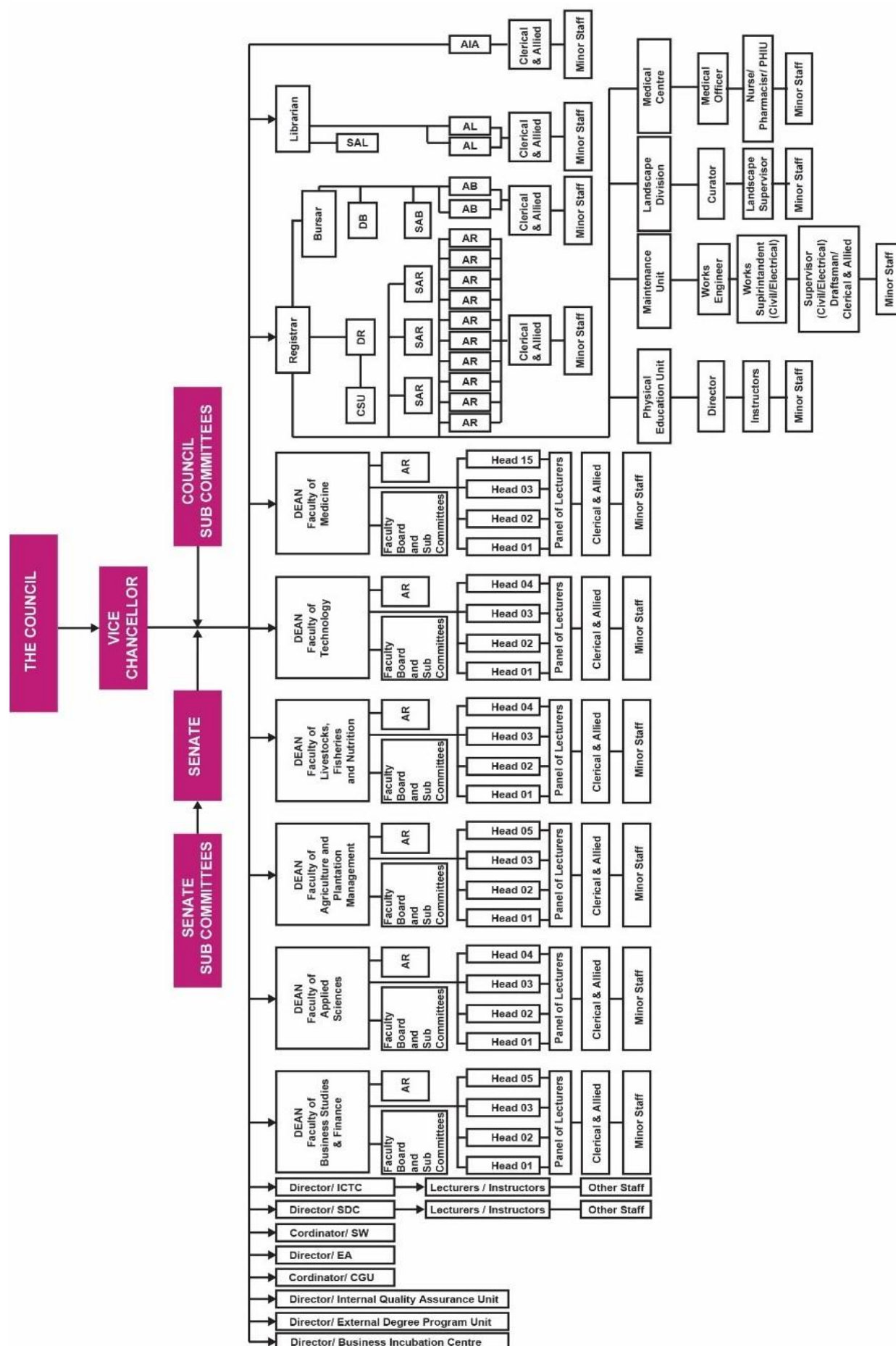
Ethical Standards

WUSL will maintain the highest ethical standards in all of its activities and promote the values of openness, honesty, tolerance, fairness and responsibility in all areas.

Social Responsibility & Accountability

WUSL is accountable to its students, staff and general public for the effective conduct of its teaching and research activities, and for the efficient and proper use of the resources at its disposal with an emphasis on transparency, and responsibility towards environment.

4. Organizational Structure of the Wayamba University of Sri Lanka



5. Members of the Council - 2020

Vice – Chancellor

Snr. Prof. J.M.U.K. Jayasinghe

Deans of Faculties

Prof. J.C. Edirisinghe	Dean, Faculty of Agriculture & Plantation Management
Prof. L.D.R.D. Perera	Dean, Faculty of Applied Sciences
Prof. S.K Gamage	Dean, Faculty of Business Studies & Finance
Prof. B.P.A. Jayaweera	Dean, Faculty of Livestock, Fisheries & Nutrition
Dr. P.G.C.S. Bowatte	Dean, Faculty of Medicine
Dr. A.M.N. Alagiyawanna	Acting Dean, Faculty of Technology

Members Appointed by the UGC

Mr. K.B. Senarath Bandara
Mr. Upendra Wijesinghe
Dr. R Pramitha Shanthilatha
Mrs. PA SM Marasinghe
Mr. Chandana Prasad Yapa
Mr. T Karunasena
Mr. PBM Sirisena
Mr. E Wijepala
Mr. JM Gunathilake
Mr. Supun Adikari

Senate Nominees

Prof. HMLK Herath
Dr. KM Chandimal

Registrar (Secretary)

Mr. W.A. Don Chithrananda

6. Officers of the University – 2020

Chancellor

Prof. Tuley De Silva



Vice-Chancellor

Prof. E.M.P. Ekanayake
(Up to 21.05.2020)



Acting Vice-Chancellor

Dr. P.G.C.S. Bowatte
(22.05.2020 -07.09.2020)



Vice-Chancellor

Snr. Prof. J.M.U.K. Jayasinghe
(From 08.09.2020)



Deans of Faculties

Dean, Faculty of Agriculture & Plantation Management

Snr. Prof. J.M.U.K. Jayasinghe
(Up to 07.09.2020)



Prof. J.C. Edirisinghe
(From 14.09.2019)



Dean, Faculty of Applied Sciences

Prof. L.D.R.D. Perera



Dean, Faculty of Business Studies & Finance

Prof. S.K. Gamage



Dean, Faculty of Livestock, Fisheries & Nutrition

Prof. B.P.A. Jayaweera



Dean, Faculty of Medicine

Dr. P.G.C.S. Bowatte



Acting Dean, Faculty of Technology

Dr. A.M.N. Alagiyawanna



Registrar

Mr. W.A. Don Chithrananda



Acting Librarian

Mr. K.G.I. Jayaeardena
(Up to 30.06.2020)



Mrs. W.M. Thusithakumari
(From 01.07.2020)



Bursar

Mr. D.A.U. Dharmadasa



7. Faculties & Departments

7.1 Faculty of Agriculture & Plantation Management

- Department of Agribusiness Management
- Department of Biotechnology
- Department of Biosystems Engineering
- Department of Horticulture & Landscape Gardening
- Department of Plantation Management

7.2 Faculty of Applied Sciences

- Department of Computing & Information Systems
- Department of Electronics
- Department of Industrial Management
- Department of Mathematical Sciences

7.3 Faculty of Business Studies & Finance

- Department of Accountancy
- Department of Banking & Finance
- Department of Business Management
- Department of Insurance & Valuation
- Department of English Language Teaching

7.4 Faculty of Livestock, Fisheries & Nutrition

- Department of Applied Nutrition
- Department of Aquaculture & Fisheries
- Department of Food Science & Nutrition
- Department of Livestock & Avian Sciences

7.5 Faculty of Technology

- Department of Mechanical and Manufacturing Technology
- Department of Electrotechnology
- Department of Construction Technology
- Department of Nano Science Technology

7.6 Faculty of Medicine

- Department of Anatomy
- Department of Physiology
- Department of Biochemistry
- Department of Surgery
- Department of Obstetrics & Gynecology
- Department of Pediatrics
- Department of Psychiatry
- Department of Community Medicine & Family Medicine
- Department of Medicine
- Department of Pathology
- Department of Pharmacology
- Department of Microbiology
- Department of Forensic Medicine
- Department of Parasitology
- Department of Medical Education

8. Undergraduate Programmes Offered by the Faculties

Faculty	Degree Programmes
Agriculture & Plantation Management	B.Sc. (Agriculture)
	Bachelor of Biosystems Technology
Applied Sciences	B.Sc. (General)
	B.Sc. (Joint Major)
	B.Sc. (Special) in Industrial Management
	B.Sc. (Special) in Applied Electronics
	B.Sc. (Special) in Mathematics with Statistics
	B.Sc. (Special) in Computer Sciences
Technology	Bachelor of Engineering Technology Honors in Construction Technology
	Bachelor of Engineering Technology Honors in Electrotechnology
	Bachelor of Engineering Technology Honors in Mechanical & Manufacturing Technology
	Bachelor of Engineering Technology Honors in Nano Science Technology
Business Studies & Finance	B.Sc. (Special) in Banking & Finance
	B.Sc. (Special) in Business Management
	B.Sc. (Special) in Accountancy & Finance
	B.Sc. (Honors) Degree in Insurance & Finance
Livestock, Fisheries & Nutrition	B.Sc. in Food Science & Nutrition
	B.Sc. in Food Production & Technology Management
Medicine	Bachelor of Medicine & Bachelor of Surgery (MBBS)

9. Postgraduate Programmes Offered by the University

Faculty	Postgraduate Degree
Agriculture & Plantation Management	Master of Agree Enterprise & Technology Management
Business Studies & Finance	Postgraduate Diploma in Business Management
	Master of Business Administration

M.Phil. and **Ph.D.** Degrees are offered by the University of Sri Lanka on the recommendation of the Senate Research and Higher Degree Committee on completion of postgraduate research under the supervision of senior staff.

10. External Courses Offered by the University

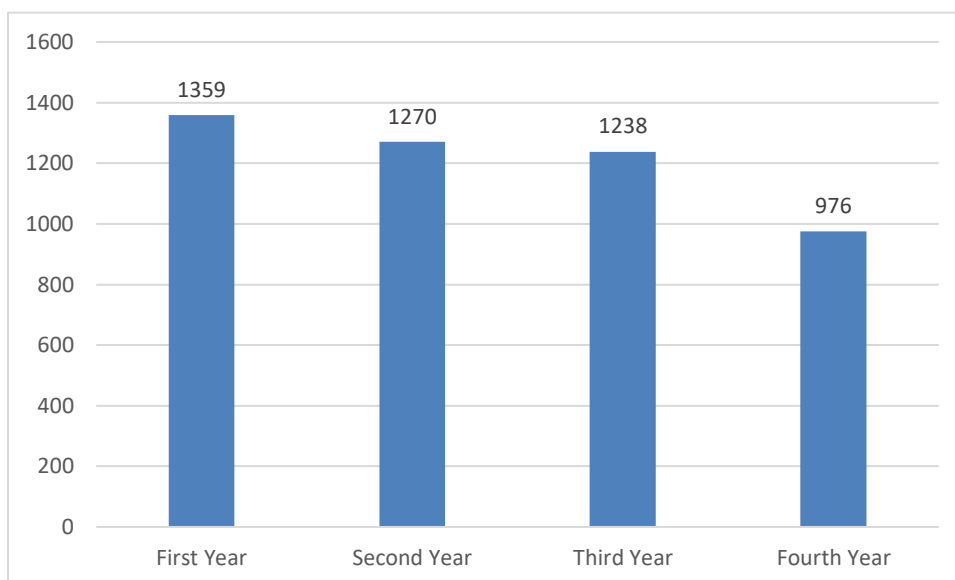
Faculty / Unit/Center	Courses
Faculty of Agriculture & Plantation Management	B.Sc. in Plantation Management Degree
	Diploma in Food Business & Marketing
Faculty of Applied Sciences	Diploma in Software Engineering
	Higher Diploma in Software Engineering
Faculty of Business Studies & Finance	Higher Diploma in Accounting Information Systems
	Higher Diploma in Insurance
	Diploma in Accounting Information Systems
	Diploma in Banking & Financial Studies
	Diploma in Insurance
	Diploma in Business Management
	Diploma in Personal Financial Management
	Diploma in English
Faculty of Livestock, Fisheries & Nutrition	B.Sc. in Food Quality Management
Information Communication Technology Center -Kuliyapitiya Premises	Diploma in Information Technology
Information Communication Technology Center - Makandura Premises	Diploma in Information Technology
	Certificate Course in Computer Applications & Skills
Staff Development Center	Professional Diploma in Teaching Technology & Methodology
	Higher Diploma in Teaching Methodology and Education Management
	Certificate Course on Staff Development

11. Details of New Courses Started - 2020

Faculty	Course	Medium	Certificate/ Diploma
Applied Sciences	Higher Diploma in Software Engineering	English	√
Business Studies & Finance	Diploma in Accounting Information Systems	English	√
	Higher Diploma in Accounting Information Systems	English	√

12. Details of Local Students – 2020

Faculty	Degree Programme	Medium	Intake 2020	1 st Year Students (2018/19)	2 nd Year Students (2017/18)	3 rd Year Students (2016/17)	4 th Year Students (2015/16)	Total
Agriculture & Plantation Management	B.Sc.(Agriculture)	English	160	155	141	155	133	584
	B.Sc.(Biosystems Technology)	English	87	86	86	85	81	338
	B.Sc.(Agriculture)	English	-	2	4	4	5	15
	(Lateral Entry)							
Applied Sciences	B.Sc. (General)	English	200	161	158	69	-	562
	B.Sc. (Joint Major)	English				53	57	
	B.Sc. (Special) in Industrial Management	English				9	6	
	B.Sc. (Special) in Mathematics with Statistics	English				6	6	
	B.Sc. (Special) in Applied Electronics	English				4	5	
	B.Sc. (Special) in Computer Sciences	English				19	9	
Business Studies & Finance	B.Sc. (Special) Accountancy & Business Finance	English	550	540	512	213	241	2046
	B.Sc. (Special) Banking & Finance	English				26	17	
	B.Sc. (Special) Business Management	English				254	194	
	B.Sc. (Honors) in Insurance & Finance	English				28	21	
Livestock, Fisheries & Nutrition	B.Sc.(Food Science & Nutrition)	English	110	98	80	94	60	332
	B.Sc. (Food Production & Technology Management)	English	85	81	62	66	24	233
Technology	Bachelor of Engineering Technology Honours Degree in Construction Technology/ Electrotechnology/ Mechanical & Manufacturing Technology/ Nano Science Technology	English	161	162	155	153	117	587
Medicine	Bachelor of Medicine & Bachelor of Surgery (MBBS)	English	75	74	72	-	-	146
Total			1428	1359	1270	1238	976	4843

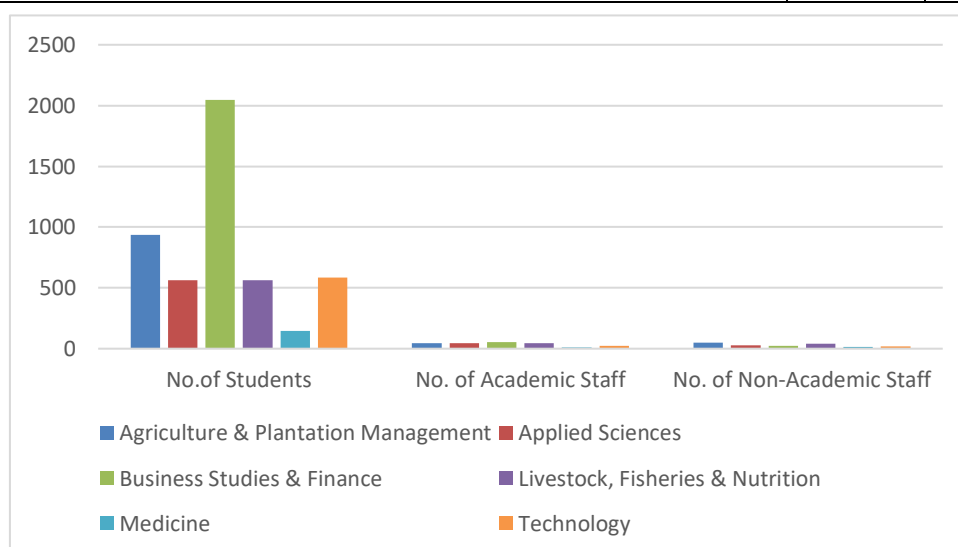


13. Details of Foreign Students - 2020

Faculty	Programme of Study	Year of Intake	Country	No. of Students Registered
Agriculture & Plantation Management	B.Sc. (Agriculture)	2016/2017	East Nepal	01

14. Details of Human Resources & Students – 2020

Faculty	Degree Programme/s	Total Students	Total Academic Staff	Total Non-Academic Staff
Agriculture & Plantation Management	B.Sc. (Agriculture)	599	43	50
	B.Sc. (Biosystems Technology)	338		
Applied Sciences	B.Sc. (General)	562	43	27
	B.Sc. (Joint Major)			
	B.Sc. (Special) in Industrial Management			
	B.Sc. (Special) in Mathematics with Statistics			
	B.Sc. (Special) in Applied Electronics			
	B.Sc. (Special) in Computer Sciences			
Business Studies & Finance	B.Sc. (Special) in Banking & Finance	2,046	52	21
	B.Sc. (Special) in Business Management			
	B.Sc. (Honors) Degree in Insurance & Finance			
	B.Sc. (Special) in Accountancy & Business Finance			
Livestock, Fisheries & Nutrition	B.Sc. (Food Science & Nutrition)	332	43	39
	B.Sc. (Food Production & Technology Management)	233		
Technology	Bachelor of Engineering Technology in Construction Technology	587	22	19
	Bachelor of Engineering Technology in Electrotechnology			
	Bachelor of Engineering Technology in Mechanical & Manufacturing Technology			
	Bachelor of Engineering Technology in Nano Science Technology			
Medicine	Bachelor of Medicine & Bachelor of Surgery (MBBS)	146	10	15
Total		4,843	213	171



15. Student Affairs

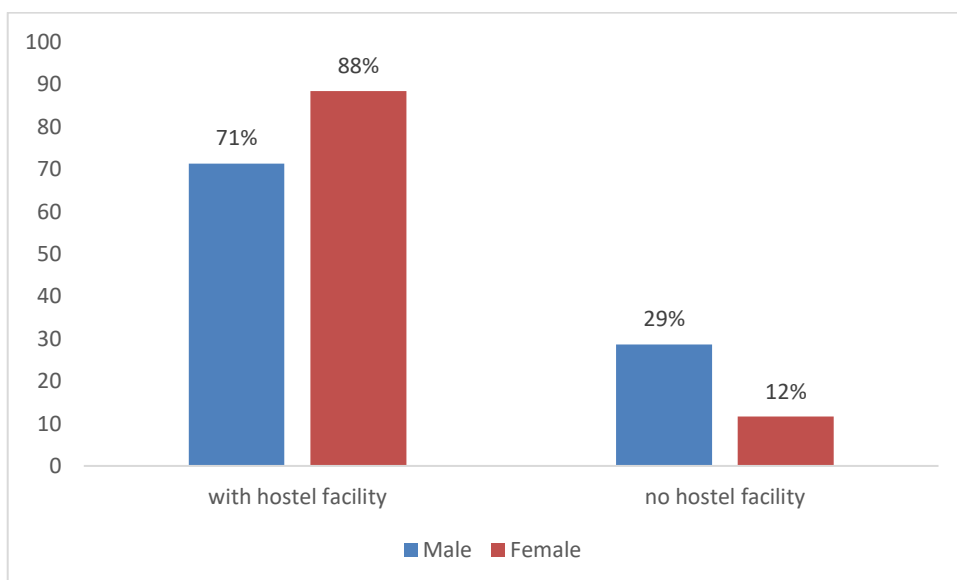
15.1 Hostel Accommodation for Undergraduates – 2020

*15.2 Number of Bursary/ Mahapola Scholarships Recipients -
2020*

15.1 Hostel Accommodation for Undergraduates – 2020

Name	No. can be Accommodated		No. Occupied (as at 31st December 2020)	
	Male	Female	Male	Female
Kuliyapitiya Premises				
Pandukhabhaya Hostel	140	-	140	-
Panduwasdev Hall I & II	190	-	190	-
Swarnapali Hostel	120	-	120	-
Vijitha Kuruwita Hall	388	-	388	-
Anuladevi Hall	-	388	-	388
Chithradevi Hall	-	396	-	396
Seethadevi Hall		396		396
Vishaka Hostel	-	396	-	396
<i>Total</i>	838	1,576	838	1,576
Makandura Premises				
Sapumal Bandara I & II Hostel	120	-	120	-
Veediya Bandara Hall	160	-	160	-
Biso Bandara I & II Hostel	-	116	-	116
Sugaladevi Hall	-	380	-	380
Viharamahadevi Hostel	-	384	-	384
<i>Total</i>	280	880	280	880
Labuyaya Premises				
Mayadunne Hostel	176	-	48	-
Mahamaya Hostel	-	208	-	94
<i>Total</i>	176	208	48	94
Total in two premises	1,294	2,664	1,294	2,664

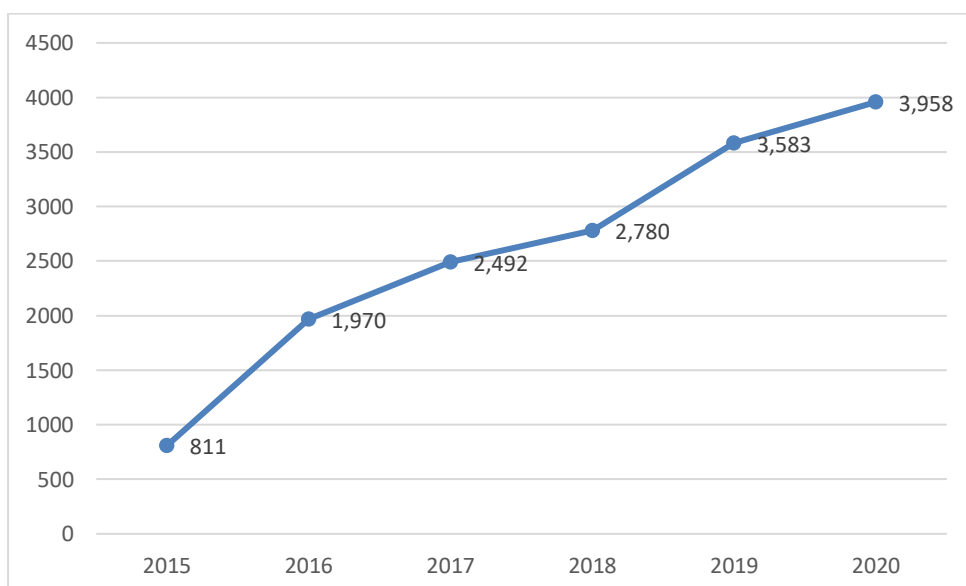
Total Male and Female students in the University in the year 2020 were 1,814 and 3,014 respectively. Among them 1,294 male students and 2,664 female students were given the University hostels as at 31.12.2020. Generally, the University provides hostel facilities for first and final year students. Next for second and third year students are given hostel facilities if the space is available in other hostels considering the distance from the residence.



Comparison of Hostel Accommodation of Undergraduates during the period from 2015-2020

Year	Male	Female	Total
2015	377	434	811
2016	620	1,350	1,970
2017	833	1,659	2,492
2018	988	1,792	2,780
2019	1,044	2,539	3,583
2020	1,294	2,664	3,958

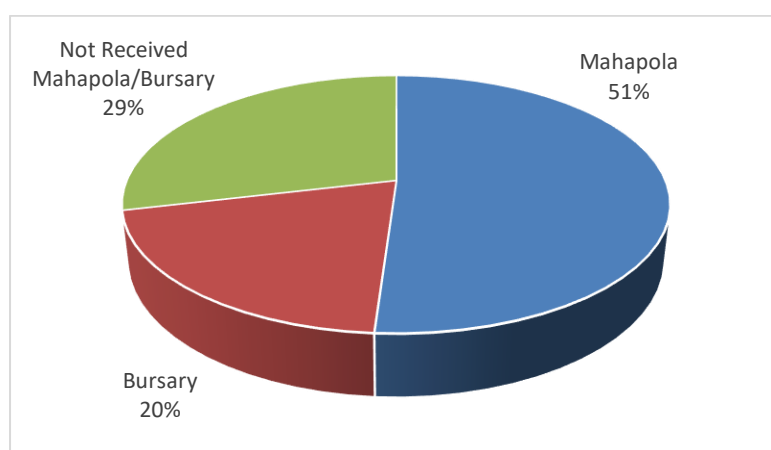
Total students received hostel facility 2015-2020



15.2 Number of Bursary/ Mahapola Scholarships Recipients - 2020

Faculty	Mahapola	Bursary
Agriculture & Plantation Management	297	292
Applied Sciences	38	294
Business Studies & Finance	1,377	241
Livestock, Fisheries & Nutrition	267	83
Technology	399	55
Medicine	62	02
Total	2,440	967

Among the total students in the University in 2020 (4,828 students), 2,440 students were Mahapola scholarships recipients and 967 students were Bursary recipients. i.e. 51% were Mahapola scholarship recipients and 20% were Bursary recipients among the total students in the year 2020.



Bursary/ Mahapola Scholarships Recipients – 2020

Comparison of Total Number of Bursary & Mahapola Scholarship Recipients During the Period from 2017-2020

Faculty	Bursary				Mahapola			
	2017	2018	2019	2020	2017	2018	2019	2020
Agriculture & Plantation Management	181	206	222	292	173	198	295	297
Applied Sciences	276	257	29	294	51	38	291	38
Business Studies & Finance	119	97	1,270	241	1,110	1,146	229	1,377
Livestock, Fisheries & Nutrition	41	48	204	83	171	177	78	267
Technology	11	09	283	55	83	179	43	399
Medicine	-	-	32	02	-	-	01	62
Total	981	617	2,040	967	1,078	1,738	937	2,440

16. Human Resources

*16.1 Details of the Employees of the University as at
31.12.2020*

*16.2 Details of Academic Staff in Faculties & Units as
at 31.12.2020*

16.3 Details of Academic Support Staff as at 31.12.2020

16.4 Details of Non-Academic Staff as at 31.12.2020

16.1 Details of Employees of the University as at 31.12.2020

Senior Level Employees

Designation	Salary Code	Approved Cadre	Existing Cadre	Vacancies
Vice-Chancellor	U-AC 5	1	1	0
Deputy Vice-Chancellor	U-AC 5	1	0	1
Professor (Chair)	U-AC 5	19	7	12
Professor	U-AC 5	239	17	38
Associate Professor	U-AC 4		3	
Senior Lecturer/Lecturer/Lecturer (Prob.)	U-AC 3		181	
Lecturer*/Lecturer (Prob.)*	U-AC 3	7	7	0
Librarian	U-AC 5	1	0	1
Deputy Librarian	U-AC 4	1	0	0
Senior Assistant Librarian	U-AC 3	2	4	0
Assistant Librarian	U-AC 3	2	1	0
Registrar	U-EX 3	1	1	0
Bursar	U-EX 3	1	1	0
Deputy Registrar	U-EX 2	1	1	0
Senior Assistant Registrar/Deputy Registrar	U-EX 2	9	9	0
Senior Assistant Bursar/Deputy Bursar	U-EX 2	4	4	0
Director in Physical Education (Higher Grade)	U-EX 2	1	1	0
Works Engineer Grade II	U-EX 2	1	1	0
Statistical Officer Grade I	U-EX 2	1	1	0
Curator (Landscape) Grade I	U-EX 2	1	1	0
Chief Marshal	U-EX 2	1	0	1
Chief Technical Officer	U-EX 2	1	1	0
Total		295	242	53

Tertiary Level Employees

Designation	Salary Code	Approved Cadre	Existing Cadre	Vacancies
Assistant Registrar	U-EX 1	7	5	2
Assistant Registrar (Library Service)	U-EX 1	1	0	1
Assistant Registrar (Legal)	U-EX 1	1	1	0
Assistant Bursar	U-EX 1	4	4	0
Assistant Internal Auditor	U-EX 1	1	1	0
Farm Manager	U-EX 1	2	2	0
Deputy Chief Marshal	U-EX 1	1	0	1
Project Manager	U-EX 1	1	0	1
System Engineer	U - AS 2	2	2	0
Instructor in Computer Technology	U - AS 2	6	3	3
Senior Instructor in English	-	-	1	-
Instructor in Physical Education	U - AS 1, U - AS 2	5	4	1
Career Guidance Counselor	U - AS 2	1	0	1
Programmer Cum System Analyst	U - AS 2	1	2	-
Instructor (ICT)	U-AS 1	1	0	1
Senior Medical Officer/Medical Officer	U-MO 1	2	0	2
Assistant Network Manager	U - AS 2	2	1	1
Total		38	26	14

Secondary Level Employees

Designation	Salary Code	Approved Cadre	Existing Cadre	Vacancies
Technical Officer (Audio Visual)	U-MT 1	3	2	1
Technical Officer	U-MT 1	48	29	19
Technical Officer (ICT)	U-MT 1	8	8	0
Pharmacist	U-MT 1	2	2	0
Nursing Officer	U-MT 1	2	2	0
Public Health Inspector	U-MT 1	2	2	0
Field Supervisor	U-MT 1	1	1	0
Farm Supervisor	U-MT 1	1	0	1
Draughtsman	U-MT 1	1	1	0
Supervisor (Electrical)	U-MT 1	1	1	0
Supervisor (Landscape)	U-MT 1	3	3	0
Supervisor (Civil)	U-MT 1	1	1	0
Supervisor (Maintenance)	U-MT 1	2	2	0
Full-time Sub Warden	U - MN 3	7	6	1
Marshal	U - MN 3	1	1	0
Translator	U - MN 3	1	0	1
Works Superintendent (Civil)	U - MN 2	2	2	0
Works Superintendent (Electrical)	U - MN 2	1	1	0
Audit Assistant	U - MN 1	4	4	0
Management Assistant	U - MN 1	126	109	17
Security Inspector	U - MN 1	3	2	1
Management Assistant (Store Keeping)	U - MN 1	3	3	0
Management Assistant (Book Keeping)	U - MN 1	3	3	0
Management Assistant (Shroff)	U - MN 1	4	4	0
Library Information Assistant	U - MN 1	13	12	1
Telephone Operator	U - MN 1	2	2	0
Total		245	203	42

Primary Level Employees

Designation	Salary Code	Approved Cadre	Existing Cadre	Vacancies
Driver	U - PL 3	18	15	3
Carpenter	U - PL 3	4	4	0
Mason	U - PL 3	4	4	0
Plumber	U - PL 3	3	3	0
Fitter	U - PL 3	2	2	0
Electrician	U - PL 3	5	5	0
Welder	U - PL 3	1	1	0
Tractor Operator	U - PL 3	4	3	1
Book Binder	U - PL 3	2	2	0
Mechanic	U - PL 3	1	1	0
Caretaker	U - PL 2	3	2	1
Two Wheel Tractor Operator	U - PL 2	2	1	1
Attendant (Health Service)	U - PL 2	2	2	0
Engine Cum Pump Operator	U - PL 2	1	1	0
Laboratory Attendant	U - PL 2	57	39	18
Gymnasium Attendant	U - PL 2	1	0	1
Security Guard	U - PL 1	3	3	0
Health Service Labourer	U - PL 1	1	1	0
Gardner	U - PL 1	6	0	6
Library Attendant	U - PL 1	14	9	5
Office Machine Operator	U - PL 1	2	2	0
Lorry Bus Cleaner	U - PL 1	2	2	0
Groundsman	U - PL 1	2	1	1
Lawn Mover Operator	U - PL 1	2	1	1
Post Mortem Labourer	U - PL 1	1	0	1
Works Aid	U - PL 1	110	106	4
Total		253	210	43

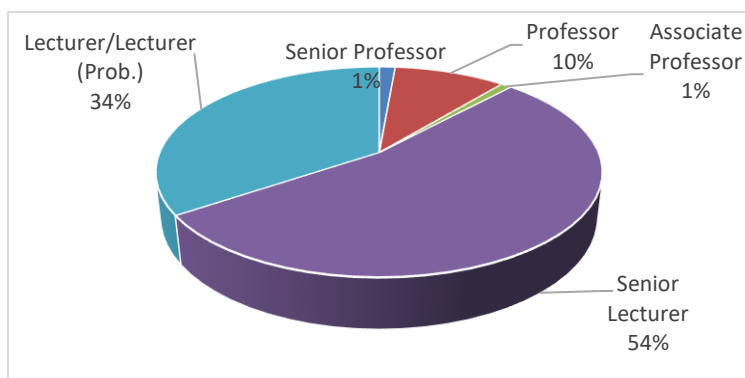
16.2 Details of Academic Staff in Faculties & Units as at 31.12.2020

Faculty	Department	Approved Cadre	Senior Professor	Professor	Associate Professor	Senior Lecturer	Lecturer/ Lecturer (Prob.)	Total Existing Staff	No. of Vacancies
Agriculture & Plantation Management	Agribusiness Management	10	1	3	-	2	3	9	1
	Biotechnology	10	-	2	-	4	2	8	2
	Biosystems Engineering	7	-	-	-	2	2	4	3
	Horticulture & Landscape Gardening	12	-	2	-	5	5	12	0
	Plantation Management	12	-	4	-	1	5	10	2
Applied Sciences	Computing & Information Systems	10	-	-	-	7	1	8	2
	Electronics	10	1	3	-	4	1	9	1
	Industrial Management	15	-	-	1	8	3	12	3
	Mathematical Sciences	16	-	-	1	10	3	14	2
Technology	Construction Technology	6	-	-	-	3	2	5	1
	Electrotechnology	5	-	-	-	-	5	5	-
	Mechanical & Manufacturing Technology	5	-	-	-	1	4	5	-
	Nano Science Technology	9	1	-	-	3	3	7	2
Business Studies & Finance	Dean's Office	1	-	-	-	-	1	1	-
	Accountancy & Business Finance	15	-	1	-	9	4	14	1
	Banking & Finance	10	-	-	1	5	3	9	1
	Business Management	15	-	1	-	9	5	15	-
	English Language Teaching	8	-	-	-	4	4	8	-
	Insurance & Valuation	9	-	1	-	3	1	5	4
Livestock, Fisheries & Nutrition	Dean's Office	3	-	-	-	3	-	3	-
	Applied Nutrition	11	-	2	-	6	3	11	-
	Aquaculture & Fisheries	9	-	-	-	5	3	8	1
	Food Science & Technology	13	-	2	-	10	1	13	-
	Livestock & Avian Sciences	9	-	1	-	4	3	8	1
Information Communication Technology Center	Information Communication Technology Center - Kuliyaipitiya	1	-	-	-	1	-	1	-
	Information Communication Technology Center - Makandura	2	-	-	-	2	-	2	-

(continued)

Faculty	Department	Approved Cadre	Senior Professor	Professor	Associate Professor	Senior Lecturer	Lecturer/Lecturer (Prob.)	Total Existing Staff	No. of Vacancies
Medicine	Dean's Office	2	-	-	-	-	-	-	2
	Anatomy	4	-	-	-	1	2	3	1
	Physiology	4	-	-	-	1	1	2	2
	Bio Chemistry	4	-	-	-	1	-	1	3
	Medicine	2	-	-	-	1	-	1	1
	Community Medicine & Family Medicine	2	-	-	-	-	-	-	2
	Pathology	2	-	-	-	1	-	1	1
	Pharmacology	2	-	-	-	-	-	-	2
	Microbiology	2	-	-	-	-	-	-	2
	Forensic Medicine	1	-	-	-	-	-	-	1
	Parasitology	2	-	-	-	-	2	2	-
	Medical Education	1	-	-	-	-	-	-	1
	Surgery	1	-	-	-	-	-	-	1
	Pediatrics	1	-	-	-	-	-	-	1
	Psychiatry	1	-	-	-	-	-	-	1
	Obstetrics & Gynecology	1	-	-	-	-	-	-	1
Total		265	3	22	3	116	72	216	49

The proportional distribution of the academic staff among Senior Professors, Professors, Associate Professors, Senior Lecturers and Lecturers were 1%,10%, 1%, 54%, 34% respectively.



Academic Staff Strength – 2020

Details of Library Staff as at 31.12.2020

Designation	Approved Cadre	Existing Cadre	Vacancies
Librarian	1	-	1
Deputy Librarian	1	-	-
Senior Assistant Librarian	2	4	0
Assistant Librarian	2	1	
Total	6	5	1

16.3 Details of Academic Support Staff as at 31.12.2020

Designation	Approved Cadre	Existing Cadre	Vacancies
Assistant Network Manager	2	1	-
Career Guidance Counselor	1	-	1
Instructor in Computer Technology	6	3	3
Instructor (ICT)	1	-	1
Senior Instructor in English	-	1	-
Instructor in Physical Education	5	4	1
Programmer Cum System Analyst	1	2	-
Senior Medical Officer/Medical Officer	2	-	2
System Engineer	2	2	-
Total	20	13	8

16.4 Details of Non-Academic Staff as at 31.12.2020

Executive Staff

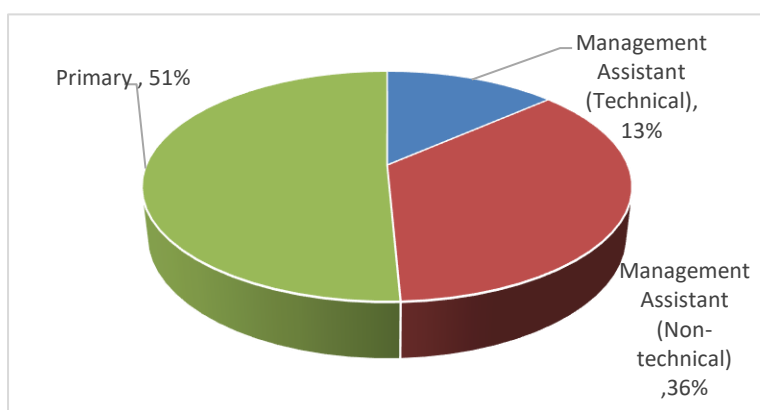
Designation	Approved Cadre	Existing Cadre	Vacancies
Registrar	1	1	0
Bursar	1	1	0
Deputy Registrar	1	1	0
Senior Assistant Registrar/Deputy Registrar	9	9	0
Senior Assistant Bursar/Deputy Bursar	4	4	0
Director in Physical Education	1	1	0
Works Engineer	1	1	0
Assistant Registrar	7	6	1
Assistant Registrar (Library Service)	1	0	1
Assistant Registrar (Legal)	1	1	0
Assistant Bursar	4	4	0
Assistant Internal Auditor	1	1	0
Statistical Officer	1	1	0
Farm Manager	2	2	0
Curator (Landscape)	1	1	0
Chief Marshal	1	0	1
Deputy Chief Marshal	1	0	1
Project Manager	1	0	1
Total	39	34	5

Non-Academic

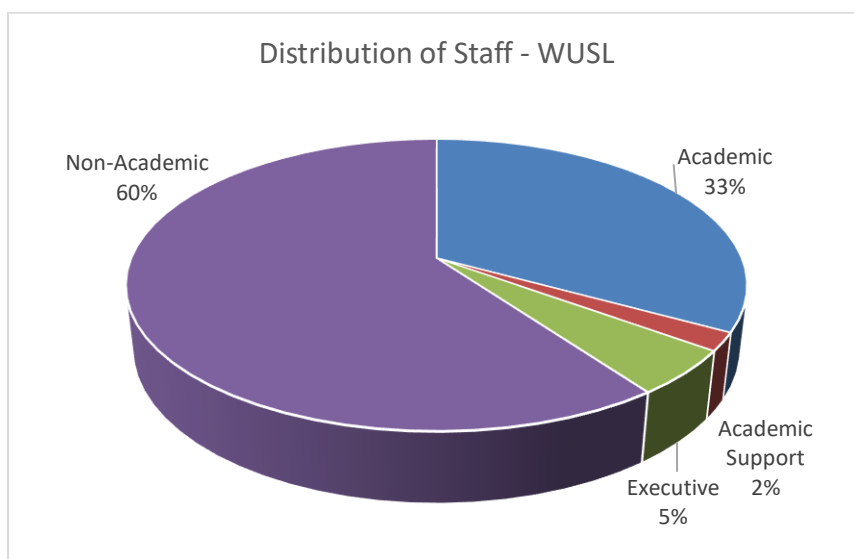
Designation	Approved Cadre	Existing Cadre	Vacancies
Management Assistant (Technical)			
Draughtsman	1	1	0
Farm Supervisor	1	0	1
Field Supervisor	1	1	0
Nursing Officer	2	2	0
Pharmacist	2	2	0
Public Health Inspector	2	2	0
Supervisor (Civil)	1	1	0
Supervisor (Electrical)	1	1	0
Supervisor (Landscape)	3	3	0
Technical Officer	49	30	19
Technical Officer (Audio Visual)	3	2	1
Technical Officer (ICT)	8	8	0
Works Superintendent (Civil)	2	2	0
Works Superintendent (Electrical)	1	1	0
Sub Total	77	56	21
Management Assistant (Non-technical)			
Audit Assistant	4	4	0
Full-time Sub Warden	7	6	1
Library Information Assistant	13	12	1
Management Assistant	126	109	17
Management Assistant (Book Keeping)	3	3	0
Management Assistant (Shroff)	4	4	0
Management Assistant (Store Keeping)	3	3	0
Marshal	1	1	0
Security Inspector	3	2	1
Supervisor (Maintenance)	2	2	0
Telephone Operator	2	2	0
Translator	1	0	1
Sub Total	169	148	21
Primary Levels			
Attendant (Health Service)	2	2	0
Book Binder	2	2	0
Caretaker	3	2	1
Carpenter	4	4	0
Driver	18	15	3
Electrician	5	5	0
Engine Cum Pump Driver	1	1	0
Fitter	2	2	0
Gardner	6	0	6
Groundsman	2	1	1

Designation	Approved Cadre	Existing Cadre	Vacancies
Gymnasium Attendant	1	0	1
Health Service Labourer	1	1	0
Laboratory Attendant	57	39	18
Lawn Mover Operator	2	1	1
Library Attendant	14	9	5
Lorry / Bus Cleaner	2	2	0
Mason	4	4	0
Mechanic	1	1	0
Office Machine Operator	2	2	0
Plumber	3	3	0
Post Mortem Labourer	1	0	1
Security Guard	3	3	0
Tractor Operator	4	3	1
Two Wheel Tractor Operator	2	1	1
Welder	1	1	0
Works Aide	110	106	4
Sub Total	253	210	43
Total	499	414	85

The proportional distribution of the Non-Academic staff (excluding the executive staff, there were 414 staff members in 2020) among Management Assistant (Technical), Management Assistant (Non-technical) and Primary staff members were 13%, 36% and 51% respectively.

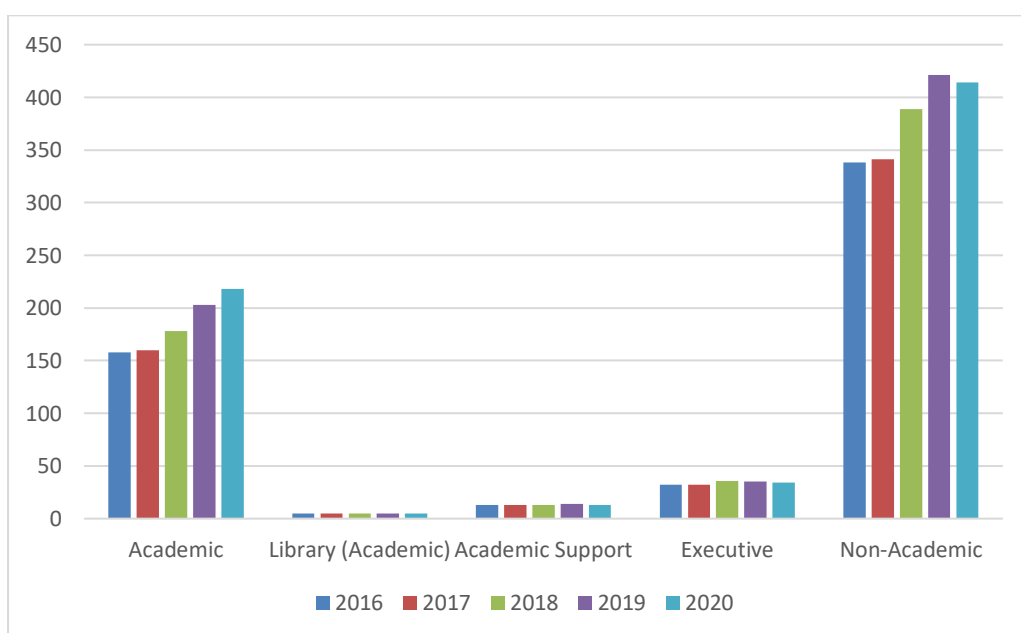


The Wayamba University of Sri Lanka worked towards its goals with the assistance of 684 staff members comprising 33% Academic, 2% Academic Support, 5% Executive and 60% as Non-Academic staff.



Comparison of Staff in the University during the period from 2016 - 2020

Staff Category	2016	2017	2018	2019	2020
Academic	158	160	178	203	216
Library (Academic)	5	5	5	5	5
Academic Support	13	13	13	14	13
Executive	32	32	36	35	34
Non-Academic	338	341	389	421	414
Total	546	551	621	678	682




















17. University Ranking

17.1 World University Ranking

17.1 World Ranking of Best Sri Lankan Universities – 2020

Source: Webometrics Ranking of World Universities

Edition: 2020 July

Ranking ▲	World Rank	University	Presence Rank*	Impact Rank*	Openness Rank*	Excellence Rank*
1	1766	University of Colombo	 970	2520	1147	2668
2	1829	University of Peradeniya	 1634	5209	1060	1726
3	2104	University of Moratuwa	 1179	2301	2746	3036
4	2339	University of Ruhuna	 2832	8017	1856	1709
5	2383	University of Sri Jayewardenepura	 661	3512	1523	3517
6	2731	University of Kelaniya	 1300	6381	1447	3124
7	4017	University of Jaffna	 2787	9550	2153	4415
8	4178	Rajarata University	 1884	12582	3138	3660
9	4673	Open University of Sri Lanka	 912	8957	2597	5379
10	4847	Wayamba University of Sri Lanka	 6274	12353	3007	4748
11	4919	Sabaragamuwa University	 7038	12191	2940	4871
12	5718	Sri Lanka Institute of Information Technology	 3416	9128	3008	6147
13	8040	South Eastern University of Sri Lanka	 2265	11840	3399	6626
14	8369	National Institute of Fundamental Studies Sri Lanka	 21898	19291	3372	5280
15	9338	Eastern University of Sri Lanka	 2026	21097	3585	5518
16	9527	Uva Wellasa University	 3170	13647	3692	6626
17	10514	General Sir John Kotelawala Defence University	 3980	9449	5819	6626

18. Research & Developments

18.1 Details of Research, Innovation and Publications

18.2 Details of Awards

18.3 Science and Technology Development Outputs

18.1 Details of Research, Innovation and Publications

	Publication Category	Number	
		Published Local	Published Foreign
1	No. of publications in refereed indexed Journals including e-journals	7	63
2	No. of publications in refereed non-indexed Journals including e-journals	23	17
3	Conference Proceedings	3.1 No. of papers published as full papers	95
		3.2 No. of abstract publications	22
4	No. of Book Chapters published	218	25
4	No. of Book Chapters published	3	4

Faculty of Agriculture & Plantation Management

	Publication Category	Number	
		Published Local	Published Foreign
1	No. of publications in refereed indexed Journals including e-journals	2	19
2	No. of publications in refereed non-indexed Journals including e-journals	5	1
3	Conference Proceedings	3.1 No. of papers published as full papers	40
		3.2 No. of abstract publications	4
4	No. of Book Chapters published	22	2
4	No. of Book Chapters published	2	-

Faculty of Applied Sciences

	Publication Category	Number	
		Published Local	Published Foreign
1	No. of publications in refereed indexed Journals including e-journals	3	17
2	No. of publications in refereed non-indexed Journals including e-journals	1	3
3	Conference Proceedings	3.1 No. of papers published as full papers	37
		3.2 No. of abstract publications	10
4	No. of Book Chapters published	13	7

Faculty of Business Studies & Finance

	Publication Category	Number	
		Published Local	Published Foreign
1	No. of publications in refereed indexed Journals including e-journals	2	1
2	No. of publications in refereed non-indexed Journals including e-journals	14	6
3	Conference Proceedings	3.1 No. of papers published as full papers	15
		3.2 No. of abstract publications	2
4	No. of Book Chapters published	162	9
4	No. of Book Chapters published	1	1

Faculty of Livestock, Fisheries & Nutrition

	Publication Category	Number	
		Published Local	Published Foreign
1	No. of publications in refereed indexed Journals including e-journals	-	20
2	No. of publications in refereed non-indexed Journals including e-journals	3	3
3	Conference Proceedings	3.1 No. of papers published as full papers	-
		3.2 No. of abstract publications	4
4	No. of Book Chapters published	-	3

Faculty of Medicine

	Publication Category	Number	
		Published Local	Published Foreign
2	No. of publications in refereed non-indexed Journals including e-journals	-	4
3	Conference Proceedings	3.1 No. of papers published as full papers	-
		3.2 No. of abstract publications	3

Faculty of Technology

	Publication Category	Number	
		Published Local	Published Foreign
1	No. of publications in refereed indexed Journals including e-journals	-	2
3	Conference Proceedings	3.1 No. of papers published as full papers	2
		3.2 No. of abstract publications	1

Library & Information Communication Technology Center

	Publication Category	Number	
		Published Local	Published Foreign
1	No. of publications in refereed indexed Journals including e-journals	-	4
3	Conference Proceedings	3.1 No. of papers published as full papers	4
		3.2 No. of abstract publications	2

18.2 Details of Awards Received

Faculty	Name/s of the recipient	Award category	Name of the Award	National/ International	Description of the award	Name of the awardee and country
Agriculture & Plantation Management	Dr. (Mrs.) DR Gimhani	Research	Best Presenter Award	National	Innovations in Agriculture session in 5th Wayamba University Research Congress	Wayamba University of Sri Lanka,
		Research	Certificate of Recognition for Scientific Publications in Indexed Journals	National	Scientific Publications in Indexed Journals-5th Wayamba University Research Congress	Wayamba University of Sri Lanka,
Business Studies & Finance	Dr. WS Sanjeewa	Research	Honorary International Graduate of 2020	International	Honorary International Graduate Certificate of 2020 for the outstanding academic publications	Huazhong University of Science and Technology, PR China.
	Dr. WS Sanjeewa	Research	Academic Excellence Award in 2019/20	International	Awarded to recognize the academic performance of the Ph.D. degree programme	Huazhong University of Science and Technology, PR China
Livestock, Fisheries & Nutrition	Dr. KDPP Gunathilake	Research	Presidential Awards – 2020 for Scientific Publications	National	For Scientific Publications in SCI Indexed Journal	Sri Lanka
	Dr. RGS Wijesekara	Innovation	Gold Medal - 5th Invention & Innovation	International	Environmental friendly Horticultural Innovation Piug	Canada
	Dr. RGS Wijesekara	Innovation	Silver Medal - 5th Invention & Innovation	International	Multipurpose Hybrid Solar Dryer	Canada

18.3 Science and Technology Development Outputs

Faculty	Name of the S & T Development Output	Status	
		Developed	Transferred
1. Development of new product/processes			
Agriculture & Plantation Management	Successful value addition approach for underutilized food source; Ready to Eat BBQ flavored raw-jackfruit	√	√
	Fruit flavored Kithul sap beverage	√	√
	Bakery product from cashew apple flour (KR)	√	-
	Rice Yogurt (WK)	√	-
	Rice honey Serial Bar (WK)	√	-
	Rice Lilly Seed Serial Bar (WK)	√	-
Livestock, Fisheries & Nutrition	Development of a filter bag using <i>Aegle marmelos</i> L. (bael) and <i>Cocos nucifera</i> L. (coconut) shell active carbon for the removal of hardness and <i>Escherichia coli</i> in ground water	√	-
2. Improvement of the quality of existing product /processes			
Agriculture & Plantation Management	Kurakkan incorporated extruded cereal	√	√
3. Design Prototypes developed			
Agriculture & Plantation Management	Design and Fabrication of Automated Coconut (Cocos Nucifera) Milk Extracting machine To Utilize Maximum Coconut Milk	√	-
	Development of Low-Cost 3D Food Printer by Focusing on Small Scale Food Industry in Sri Lanka	√	-
	Development of Low-cost automated farming system for small scale farms in different areas in Sri Lanka	√	-
	Development of Detection Kit for Identifying Adulterated Kithul (Caryota urenes) Treacle	√	-
	Crop Vandalism Prevention System from Wild Animals Using Raspberry Pi	√	-
	Automated can Filling Machine	√	-
	A technological approach to use solar energy for conventional drying; Development of Low-Cost and Automated Dryer	√	-
	Development of smart incubator	√	-
	Bottom-up filling system for fruit juices	√	-
	Automated pasteurization system for fruit juices	√	-
	Automated hydro cooling system for banana	√	-

19. Other Units & Centers

19.1 Library

19.2 Department of Physical Education

19.3 Career Guidance Unit

*19.4 Information Communication Technology
Center – Kuliyaipitiya Premises*

*19.5 Information Communication Technology
Center – Makandura Premises*

19.6 Medical Center

*19.7 Wayamba University Business Incubation
Center (WUBIC) / University Business
Linkage (UBL) Cell*

19.1 Library



19.1.1 Background Information

The Library of the Wayamba University of Sri Lanka consists of two Libraries. One is serving for Faculty of Applied Sciences, Faculty of Business Studies & Finance, Faculty of Technology and Faculty of Medicine at Kuliyaipitiya premises and the other Library is serving for Faculty of Agriculture and Plantation Management and Faculty of Livestock, Fisheries & Nutrition at Makandura Premises.

19.1.2 Building

The Library at Kuliyaipitiya

The Library at Kuliyaipitiya was established in left side of the first floor of old administrative building. After shifting the administrative office of the University at the end of year 2008, the Library received other part of the building which expanded to the present Library. Now entire floor area of the Library building has 7,326 square feet approximately and capacity of seating is 91 seats.

The Library at Makandura

The Library at Makandura is situated in the middle of two Faculties and closer to the main road of the premises. The Library has a new separate single-story building, the floor area of 7,200 square feet approximately and capacity of seating is 70 seats. The building was opened on 27th July 2006.

19.1.3 Library Orientations

Library Orientation Programmes were successfully completed for the new intake (2019/2020) of both premises as follows:

- Faculty of Technology: on 28th and 29th January 2020 at Main Library.
- Faculty of Livestock Fisheries and Nutrition: on 19th February 2020
- Faculty of Agriculture and Plantation Management: on 14th and 28th February 2020

19.1.4 Workshops Attended

- Mrs. W.M. Thusithakumari / Senior Assistant Librarian, Mrs. D.G.A.S. Malkanthi / Senior Assistant Librarian, Mr. K.G.I. Jayawardena / Senior Assistant Librarian and Mr. A.P.M.M.D.B. Dayananda / Assistant Librarian participated for the workshop on **“SPSS for Libraries and Special Sessions on How to Minimize Stress”** on 05th to 06th March 2020 at Postgraduate Institute of Medicine Academic Centre.
- Mrs. S.P.J. Muthugalage / Senior Staff Assistant, Mrs. J.A.N. Jayakody / Staff Assistant, Mr. J.A.S. Jayasinghe / Library Information Assistant, Mrs. W.M.D.S. Dayananda / Library Information Assistant, Miss. P.M.C.E. Pathiraja / Library Information Assistant, Mr. Y.M.A.G. Yapa / Library Information Assistant, Mrs. T.R.P.D. Wijesinghe / Library Information Assistant and Mrs. B.M.S.D. Rajapaksha / Library Information Assistant participated for the workshop on **“Let’s Think Beyond the Circle Attitude Changing & Development Communication Skills”** conducted by Sri Lanka Library Association on 11.03.2020 at the Staff Development Center, Makandura Premises.

19.1.5 Registered Users

a). Library at Kuliypitiya

Users	Till 31.12.2020	In 2020
Students	3,544	155
Academic Staff		
Permanent	104	01
Temporary	46	02
Executive Staff	25	02
Non- Academic Staff	205	06

b). Library at Makandura

Users	Till 31.12.2020	In 2020
Students	1,865	406
Academic Staff		
➤ Permanent	90	01
➤ Temporary	176	13
Executive Staff	17	00
Non-Academic Staff	96	03

19.1.6 Expenditure

a). Main Library at Kuliyaipitiya

Books	<i>Rs.135,926.68 - 14 Numbers</i>
Periodicals	<i>Rs. 5,130.00 - 01 Numbers</i>
Total Expenditure	Rs. 141,056.68

b). Library at Makandura

Books	Rs. 127,614.36 - 10 Numbers
Periodicals	Rs. 5,600.00- 02 numbers
Total Expenditure	Rs. 133,214.36

19.1.7 Book Stock

a). Library at Kuliyaipitiya

Total Number of book stock as at 31.12.2020 according to the Accession Register as follows.

Total collection of the Library at Kuliyaipitiya	40,412
Donations in the Year 2020 (No of Books)	10

b). Library at Makandura

Total collection of the Library at Makandura	19,730
Donations in the Year 2020 (No of Books)	02

19.2 Department of Physical Education

19.2.1 Introduction

The Department of Physical Education is the key provider and the promoter of the best possible sports and recreation environment for the University Community. We consider that the high standards of health and fitness in both students and staff lead to an active cooperation in working environment and a healthier, happier and safer community.

Covering the period, the 1st January 2020 to 31st December 2020, this report marks the short memories of Department activities, their performances and drawbacks and includes among other matters and overview of the financial states in the context of creating value over time.

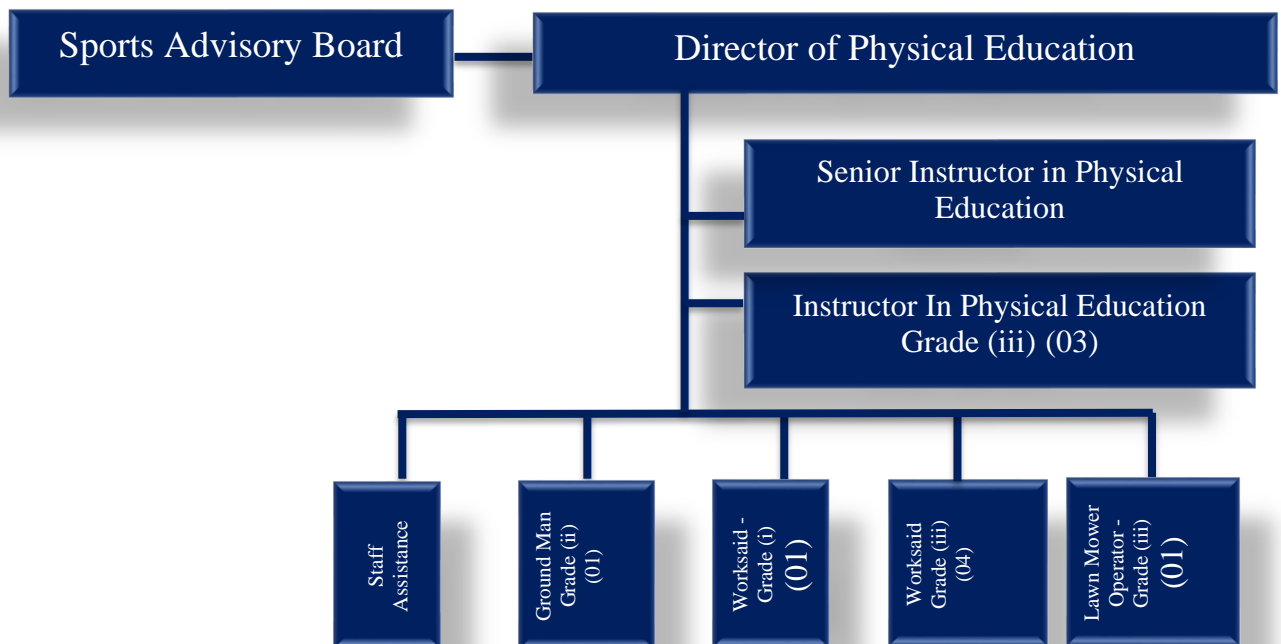
19.2.2 Vision

To develop physical, mental and sociological aspects of an individual to produce a well-balanced and healthy person to the society.

19.2.3 Mission

Using the Physical Education programs to achieve our vision.

19.2.4 Department of Physical Education Team Structure



19.2.5 Visiting Instructors

We obtained services from visiting instructors to further the following sports and also, we conducted several coaching camps for these sports.

During 2020, our Department recruited ten qualified visiting instructors for our work force and they actively contributed to the coaching of following events.

No	Sport	Name	Qualifications
1	Badminton	Mr.W.A.D.P.C. Wijethunga	University colors Holder
2	Carrom	Mr. BDR. Kumara	National Champion of Carrom
3	Elle	Mr. R.A.K. Dinasiri	Sports Officer
4	Karate	Mr. L.R.R. Janaka	International Black Belter
5	Rugger	Mr. BMBD. Bandara	Qualified Level 02 Rugby Coach
6	Swimming	Mr. NMJK. Nawarathne	Swimming Coach – Shilpashalika
7	Table tennis	Mr. TMKPB. Tennakoon	Sports Officer
8	Taekwondo	Mr. S.A.U.S. Fernando	National Player and National Referee
9	Weightlifting	Mr. R.P.M.S. Wijerathna	National Player- Club Coach
10	Wrestling	Mr. KPD. Priyantha	Winner in National Sports Festival

19.2.6 Annual Programmes

The following events are organized by the Department of Physical Education annually. But these events were not conducted at the University Sports arena in this year due to Covied-19 pandemic.

- 1) Inter Faculty Fresher's Championships
- 2) Inter Faculty Championships
- 3) Inter University Championships
- 4) Recreational Program
- 5) Fitness Program

Also, National and International event were postponed due to above reason.

19.2.7 Other Tournaments

During the reporting year, our students were participated for following outside tournaments in the purpose of enhance their experiences and abilities.

- PERA BATTLED FILED BADMINTON TOURNAMENT 2020
- RUSL HOCKEY 6S TOURNAMENT 2020
- MORA 6S CRICKET TOURNAMENT 2020

- MALINDA ARUMADURA MEMMORIAL BASEBALL CHAMPIONS – 2020
- 1ST VIRTUAL KOREAN AMBASSADER’S CUP TAEKWONDO CHAMPIONSHIPS 2020 (ORGANIZED BY KOREAN EMBASSY & SRI LANKA TAEKWONDO FEDERATION)

19.2.8 Achievements

- G.A.C.S.W. Arachchi (179009) participated in selection trial of the world University Cross Country Championships – 2020 and he selected for the National University Cross Country team to represent the above Championships.
- G.C. Thilan (179144) Selected for Sri Lanka National University Basketball Team (Men) - 2020 to participate in Senior National Basketball Championships 2020 Organized by the Sri Lanka Basketball Federation.

19.2.9 Colours Awards Ceremony

The most awaited Colours Awards ceremony 2020 had its blast in the ambitious hearts of athletes belonging to the Wayamba University in the wonderful evening Of 17th February 2020 at the Main Auditorium.

The chief guest Prof. E.M.P. Ekanayake, Vice Canceled of the Wayamba University of Sri Lanka set the tone for this wonderful event and appreciated the Talent of the athletes and congratulated the winners and wished a fruitful future for their sport carrier.

The ceremony was proudly organized by the Department of Physical Education in collaboration with the Sport Council of the Wayamba University of Sri Lanka.

19.2.10 Orientation Program

The orientation programs were conducted for the new comers to deliver the idea on the scope of Department of Physical Education and further the vision and mission of the department, its career, accessibility in Physical Education activities and future benefits and trends in engaging sports activities in the University.

19.2.11 Suggestions

- Allocate same period (2 weeks of May and July) of the academic calendars of all faculties in every year to organized Inter Faculty Fresher's Championships and Inter Faculty Championships
- Beginning of the academic activities in each faculty at a same time period
- Release the students from academic activities at least 4.30 pm
- Increase the level of support given by the academic staff to encourage the students for involving in sports activities
- Excuse for lectures when the students participate in physical education activities representing the University

19.2.12 Financial Statement

No.	Description		Amount (Rs.)
1	Sports Goods		2,548,630.00
2	Reservation		40,000.00
3	Colors Awards Ceremony		227,000.00
4	Petty Cash		51,035.00
5	SLUSA Annual Subscription Fee		150,000.00
6	Visiting Instructors' Fee		10,500.00
7	Outside Tournaments	University Level	46,340.00
		National Level	28,405.00
8	Office Equipment's		161,320.00
9	National Federation Fees		1,500.00
10	Certificates		27,500.00
Total Annual Expenses			3,292,230.00



19.3 Career Guidance Unit

19.3.1 Introduction

The Career Guidance Unit (CGU) assists students in making a successful transition from their academic pursuits to their career Goals. CGU strives to provide a well-balanced variety of direct services, educational programs, and resource materials so students may:

- secure meaningful employment
- obtain internships
- pursue additional education consistent with their career goals

Undergraduates who are selected to participate in the project will go through personal development programs in the form of workshops and seminars on soft skills, entrepreneurship and other related areas, which are critical for their survival in the corporate world. Those who participate in these events only will be qualified for the Career Fair where both companies and students will meet in the form of personal interviews.

The Career Guidance Unit (CGU) of the Wayamba University of Sri Lanka was established on January, 2003 through the initiative of the University grant Commission (UGC), Sri Lanka with the objectives of enhancing the quality of university students' professional skills and soft skills, whilst strengthening the link between university students and the corporate sector. Since the establishment, CGU has been organizing events, facilitating this purpose and the unit is functioning directly under the Vice-chancellor.

19.3.1 Vision

To empower and enhance our undergraduates to be equipped with the necessary professional and soft skills to achieve optimal career opportunities of the complex world of work, which may bring them lifelong education, economic prosperity, mental stability and the social mobility as the final goal.

19.3.2 Mission

To organize and provide the students programs, facilitating them to improve their 21st century skills (soft skills), while the links with the corporate are being developed, to bring them up as qualitative professionals to become dynamic global citizens.

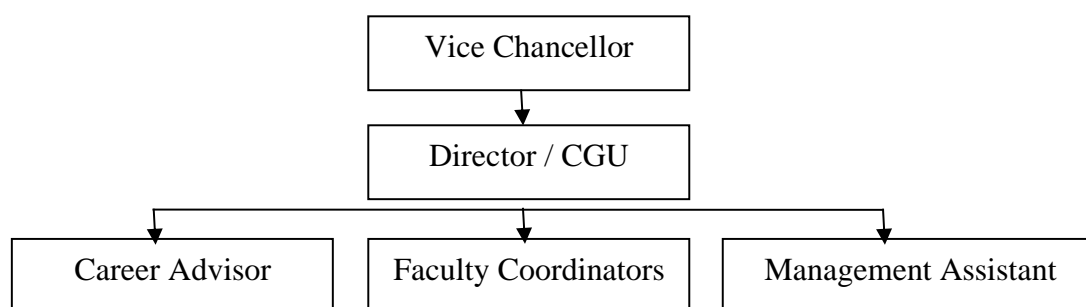
19.3.3 Objectives

The CGU has set wide spectrum of objectives;

- Providing students career counseling
- Conducting career information service
- Making students equip with networking
- Providing work place experiences
- Helping students to find industrial placements
- Guide students and improve their career skills by integrating career guidance course units into the curricular

For achieving these objectives, the CGU will create students more opportunities for exposure to the world of work by organizing wide range of career guidance programmes and activities with improved links with industry. Having achieved these objectives, the CGU eventually becomes an integral part of creating highly employable graduates from WUSL who would dovetail into global organization and local organizations in private, public and NGO sectors.

19.3.4 Our Organization Structure



19.3.5 Staff Positions

Staff position	Name
Director of Career Guidance	Dr. H. M. A. Herath
Management Assistant	Mr. Sanjeewa Janakasiri

In addition, four coordinators have been appointed from each faculty as follows.

Name of Coordinator	Name of the Faculty
Dr. W M W W Kandegama	Faculty of Agriculture & Plantation Management
Dr. A. Dharmawansa	Faculty of Applies Sciences
Dr. Sanjeewa	Faculty of Business Studies & Finance
Dr. (Ms.) Shamali peiris	Faculty of Livestock, Fisheries & Nutrition
Dr. Upaneth Liyanaarachchi	Faculty of Technology
Dr. (Mrs) E D M P Ekanayake	Faculty of Medicine

19.3.6 Training / Awareness Programs Conducted by CGU – 2020

01. AWARENESS PROGRAMME ON CAREER GUIDANCE - FTEC

Resources and Technical Collaboration

Dr. H. M. A. Herath, Director, Career Guidance Unit, WUSL.

Date	21 st January 2020
Focal Area	Facilitating student's transition from school to university
Target group	First year undergraduate of FTEC
Number of Participants	107 Students
Venue	Kuliyapitiya Premise

02. WORKSHOP ON TEA TASTING - FAPM

Resources and Technical Collaboration

Mr. Upali Premalal, Tea taster / Consultant, Finlays Company PLC.

Date	24 th January 2020
Focal Area	Facilitating student's transition from school to university
Target group	Third year undergraduate of FAPM
Number of Participants	24 Students
Venue	Makandura Premise

03. LEADERSHIP DEVELOPMENT PROGRAMME - (PART 1) - FTEC

Resources and Technical Collaboration

Dr. H. M. A. Herath, Director, Career Guidance Unit, WUSL.

Mr. Dammika Warnasooriya, Manager, HR, MAS Slimtex division.

Date	28 th January 2020
Focal Area	Employability Skills Enhancements
Target group	First year undergraduate of FTEC
Number of Participants	81 Students
Venue	Kuliyapitiya Premise

04. LEADERSHIP DEVELOPMENT PROGRAMME - (PART 2) - FTEC

Resources and Technical Collaboration

Dr. H. M. A. Herath, Director, Career Guidance Unit, WUSL.

Mr. Gamini Jayasooriya, Career Advisor, WUSL.

Date	29 th January 2020
Focal Area	Employability Skills Enhancements
Target group	First year undergraduate of FTEC
Number of Participants	80 Students
Venue	Kuliyapitiya Premise

05. TWO DAYS OUTBOUND TRAINING - (FIRST PROGRAMME) - FBSF

Resources and Technical Collaboration

COCO Garden, Moonamaldeniya, Kuliyapitiya.

Date	30 th & 31 st January 2020
Focal Area	Employability Skills Enhancements
Target group	First year undergraduate of FBSF
Number of Participants	92 Students
Venue	COCO Garden, Moonamaldeniya, Kuliyapitiya

06. TWO DAYS OUTBOUND TRAINING - (SECOND PROGRAMME) - FBSF

Resources and Technical Collaboration

COCO Garden, Moonamaldeniya, Kuliyapitiya.

Date	10 th & 11 th February 2020
Focal Area	Employability Skills Enhancements
Target group	First year undergraduate of FBSF
Number of Participants	94 Students
Venue	COCO Garden, Moonamaldeniya, Kuliyapitiya

07. CV WRITING PROGRAMME - FAS

Resources and Technical Collaboration

Mr. Gamini Jayasooriya, Career Advisor, WUSL.

Date	12 th February 2020
Focal Area	Employability Skills Enhancements
Target group	Fourth year undergraduate of FAS
Number of Participants	66 Students
Venue	Kuliyapitiya Premise

08. TWO DAYS OUTBOUND TRAINING - (THIRD PROGRAMME) - FBSF

Resources and Technical Collaboration

COCO Garden, Moonamaldeniya, Kuliyapitiya.

Date	13 th & 14 th February 2020
Focal Area	Employability Skills Enhancements
Target group	First year undergraduate of FBSF
Number of Participants	95 Students
Venue	COCO Garden, Moonamaldeniya, Kuliyapitiya

09. TWO DAYS OUTBOUND TRAINING - (FOURTH PROGRAMME) - FAS

Resources and Technical Collaboration

COCO Garden, Moonamaldeniya, Kuliyapitiya.

Date	24 th & 25 th February 2020
Focal Area	Employability Skills Enhancements
Target group	First year undergraduate of FAS
Number of Participants	85 Students
Venue	COCO Garden, Moonamaldeniya, Kuliyapitiya

10. TWO DAYS OUTBOUND TRAINING - (FIFTH PROGRAMME) - FTEC

Resources and Technical Collaboration

COCO Garden, Moonamaldeniya, Kuliyapitiya.

Date	27 th & 28 th February 2020
Focal Area	Employability Skills Enhancements
Target group	First year undergraduate of FTEC
Number of Participants	83 Students
Venue	COCO Garden, Moonamaldeniya, Kuliypitiya

11. AWARENESS PROGRAMME ON CAREER GUIDANCE - FAS

Resources and Technical Collaboration

Dr. H. M. A. Herath, Director, Career Guidance Unit, WUSL.

Date	05 th March 2020
Focal Area	Facilitating student's transition from school to university
Target group	First year undergraduate of FAS
Number of Participants	114 Students
Venue	Kuliypitiya Premise

12. AWARENESS PROGRAMME ON CAREER GUIDANCE - FAPM

Resources and Technical Collaboration

Dr. H. M. A. Herath, Director, Career Guidance Unit, WUSL.

Date	23 rd September 2020
Focal Area	Facilitating student's transition from school to university
Target group	First year undergraduate of FAPM
Number of Participants	240 Students
Venue	Makandura Premise

13. WORKSHOP ON TEA TASTING - FAPM

Resources and Technical Collaboration

Mr. Upali Premalal, Tea taster / Consultant, Finlays Company PLC.

Date	03 rd October 2020
Focal Area	Employability Skills Enhancements
Target group	Third year undergraduate of FAPM
Number of Participants	40 Students
Venue	Makandura Premise

14. GEVEL CLUB (WAYAMBA UNIVERSITY) – EXECUTIVE COMMITTEE MEETING – 01

Resources and Technical Collaboration

Gavel Club Kuliypitiya

Date	05 th November 2020
Focal Area	Employability Skills Enhancements
Target group	Executive Committee members of Gavel Club
Number of Participants	08 Members
Venue	Kuliypitiya Premise (Via ZOOM)

15. GEVEL CLUB (WAYAMBA UNIVERSITY) – EXECUTIVE COMMITTEE MEETING – 02

Resources and Technical Collaboration

Gavel Club Kuliypitiya

Date	15 th November 2020
Focal Area	Employability Skills Enhancements
Target group	Executive Committee members of Gavel Club
Number of Participants	08 Members
Venue	Kuliypitiya Premise (Via ZOOM)

16. WORKSHOP ON CAREER GROWTH AND APPLICATION OF ICT ON AGRICULTURE
INDUSTRY - FAPM

Resources and Technical Collaboration

Mr. Prasanna Ariyaratne - Operations Manager (Quality Assurance) - UNICEF.

Dr. W. M. W. W. Kandegama – CG Coordinator, FAPM

Date	18 November 2020
Focal Area	Employability Skills Enhancements
Target group	Fourth year undergraduate students of FAPM
Number of Participants	80 Students
Venue	Makandura Premise (Via ZOOM)

17. GEVEL CLUB (WAYAMBA UNIVERSITY) – FIRST MEETING

Resources and Technical Collaboration

Gavel Club Kuliypitiya

Date	22 nd November 2020
Focal Area	Employability Skills Enhancements
Target group	All the club members of Gavel Club
Number of Participants	120 Members
Venue	Kuliypitiya Premise (Via ZOOM)

18. WORKSHOP ON CAREER PLANNING & PERSONAL GOAL SETTING - FAPM

Resources and Technical Collaboration

Dr. W. M. W. W. Kandegama – CG Coordinator, FAPM

Date	02 nd December 2020
Focal Area	Facilitating student's transition from school to university
Target group	First year undergraduate students of FAPM
Number of Participants	240 Students
Venue	Makandura Premise (ZOOM)

19. CAREER AWARENESS PROGRAMME (CAREER GUIDANCE ACTIVITY) - FAPM

Resources and Technical Collaboration

Dr. W. M. W. W. Kandegama – CG Coordinator, FAPM

Date	19 th December 2020
Focal Area	Employability Skills Enhancements
Target group	Second year undergraduate students of FAPM
Number of Participants	240 Students
Venue	Makandura Premise (ZOOM)

19.3.7 Program Summary of the year

CGU was able to conducted Nineteen (19) activities for the students of Six Faculties during the year 2020.

Name of the Faculty	No. of activities conducted
Faculty of Agriculture & Plantation Management	06
Faculty of Applied Sciences	03
Faculty of Business Studies & Finance	03
Faculty of Livestock, Fisheries& Nutrition	00
Faculty of Technology	04
Faculty of Medicine	00
Two Faculties at Makandura premises	00
Two Faculties at Kuliyaipitiya premises	00
Four Faculties of the University	03
For Academic Staff	00
Total	19

19.3.8 Benefits and Opportunities for the participated students from our programs in 2020

- Leadership Trainings
- Students Company Programs
- Out bound Training
- Industrial Training
- Job Placement
- CV Writing
- Personal Counseling
- Students Database
- Job Fair
- Personality / Attitude Development

19.3.9 Special Achievements of the year 2020

- Began the WAYAMBA GEVEL CLUB
- Conducted 19 programs during the year

19.3.10 Programmed Developments in 2020

➤ Human Resources Developments for the Staff of the CGU

- Involving research activities
- Attending new training and development programs
- Involving the higher education and field visits
- Expand the carder position

➤ Physical Resources Developments

Item	Qty.
1. Laptop	03
1. Washroom	01
2. Books racks	02
3. Steel Cupboard (6' X 4' X 1.5')	02

➤ New Programs for the Students

- Mock interviews with digital recording
- Social responsibility programs & Services
- Involving the field trip & researches
- Networking Students information
- Entrepreneur skills development programs
- Join with the Job recruitment agencies

Career Guidance Unit conducted the Nineteen (19) Programs in 2020. From these programs our students were able to increase their following personal skills.

- | | |
|---------------------|---------------------|
| • Positive Attitude | • Self-motivated |
| • Innovative | • Tactful |
| • Enthusiastic | • Responsible |
| • Creative | • Enterprising |
| • Flexible | • Imaginative |
| • Resourceful | • Disciplined |
| • Energetic | • Strong work ethic |
| • Capable | • Honest |
| • Sense of humor | |

19.3.11 Total Expenditure for the all Programs for the year 2020

No	Program Name	CGU Allocation (Rs.)
1	Awareness Programme on Career Guidance - FTEC	-
2	Workshop on Tea Tasting - FAPM	14,995.00
3	Leadership Development Programme - (Part 1) - FTEC	-
4	Leadership Development Programme - (Part 2) - FTEC	-
5	Two Days Outbound Training - (1 st Programme) - FBSF	361,900.00
6	Two Days Outbound Training - (2 nd Programme) - FBSF	350,350.00
7	CV Writing Programme - FAS	-
8	Two Days Outbound Training - (3 rd Programme) - FBSF	365,750.00
9	Two Days Outbound Training - (4 th Programme) - FAS	327,250.00
10	Two Days Outbound Training - (5 th Programme) - FTEC	319,550.00
11	Awareness Programme on Career Guidance - FAS	-
12	Awareness Programme on Career Guidance - FAPM	
13	Workshop on Tea Tasting - FAPM	16,765.00
14	GEVEL CLUB (Wayamba University) – exco Meeting – 01	-
15	GEVEL CLUB (Wayamba University) – exco Meeting – 02	-
16	Career Growth and Applica; of ICT on Agri; Ind;- FAPM	-
17	GEVEL CLUB (Wayamba University) – First Meeting	-
18	Career Planning & Personal Goal Setting - FAPM	-
	Total	1,044,310.00

19.4 Information Communication Technology Center – Kuliapitiya Premises

19.4.1 Introduction

Information Communication Technology (ICT) Center is the primary provider of computing and information technology and multimedia, video and photography resources, services, and support to Kuliapitiya Premises of Wayamba University of Sri Lanka. It provides IT training programs for students, staff, and external professionals and students to improve on the demanding IT skills. It is committed to the support of academic activities by promoting on-campus information literacy, and by providing a suitable information technology environment. To ensure the smooth proceeding of educational and research activities, the center also offers comprehensive services using the latest advances in information technology. These services include running servers (web, Intercom and LMS), maintaining the networks that form the university's IT infrastructure, promoting e-learning initiatives such as computerization of teaching materials and the use of learning management systems, and providing support to departments and units in order make their information and data available online.

19.4.2 Training /Awareness Programmes

- Diploma for internal students at Faculty of Applied Sciences, Faculty of Business Studies and Finance.
- Diploma in Information Technology for external students (fee levying)
- Short-term training programs for government and non-government organizations.
- Short training programs for the staff members.
- Learning Management System awareness programmes.
- Subject related workshops for internal students in Faculty of Applied Sciences, Faculty of Business Studies and Finance, Faculty of Technology and Faculty of Medicine.

19.4.3 Laboratory facilities for all the four faculties in Kuliapitiya premises

The Center has three laboratories. The largest one occupies 40 PCs and other two laboratories contain 20 PCs in each. The laboratories are open from 8.00 am to 8.00 pm during the weekdays and 8.00 am to 4.00 pm on Saturdays.

19.4.4 Staff Positions

System Engineer	-	01
Instructor – Computer Technology	-	01
Lecturer - Computer Technology	-	01
Technician (ICT)	-	02
Computer Application Assistant	-	02
Lab Attendants	-	02
Laborer	-	01

19.4.5 Progress during the year

- Update and maintain the University website.
- Successfully completed the 6th Diploma Programme for the external students.
- Expansion of wireless network and intercom facilities.
- Upgraded fiber optical cabling with the aid of Sri Lanka TELECOM at Kuliyaipitiya premises to cover all the buildings to setup faster and reliable computer network facilities.
- Provide photography and videography facilities for University events.
- Live web casting of main University functions including convocation and symposiums.
- Developed web applications and web sites for events and activities including 5th Symposium of Accounting and Finance Research (SACFIRE 2019), 8th International Economic Research Conference (SLERC), Inventory Management System of the University, Student Result Management System.
- Facilitate online examinations through LMS for all the departments.

19.4.6 Constrains if any

- Lack of capital allocation for providing infrastructure facilities for the staff members.
- Insufficient space to expand the Laboratory space in par with increase in both internal students due to establishment of new faculties and external student members.
- The center is located in an extremely old building that is not suitable for the IT center and the vital and expensive equipment it contains.

- Since the building is beyond the point of repairing, it largely prevents the expansion of proper service provisions and hinders the services provided by the staff members and their safety and wellbeing.

19.4.7 Suggestions for further development

- Since the current building is very old and not suitable for the purpose, a new building is required for the ICT Center, Kuliyaipitiya.
- Increase the number of academic staff with the increase in student demand due to establishment of new faculties.
- As the ICT infrastructure is expanded in the Kuliyaipitiya premises from only two faculties to four, the on-time maintenance and services requires additional office staff such as Technical Officers, System Developers, and Web Developers.
- Workshops for outsiders.
- Expand the laboratory area to compensate the increase in the internal and external student intake.
- Expand the wireless network.
- Staff Training.
- Training students for General ICT Certification Test.
- Setting up a Student-Based company which undertakes external projects in software development / computer networking and information systems development.
- Increase the services and knowledge areas offered to the internal as well as the external students in keeping up with the demand.

19.4.8 Any other relevant information

As there are vast number of opportunities and demand for ICT knowledge and services, work towards transforming the ICT center as an ICT Knowledge and Services Center for Wayamba University of Sri Lanka as well as for the general public. The ICT center is one of the key points for public engagement as well as providing an educational interface to the public. To enhance these interfacing activities, it is highly recommended to reallocate the ICT center to a new building facility to expand its services, community engagement as well as to protect its equipment.

19.5 Information Communication Technology Center – Makandura Premises

19.5.1 Introduction

The ICT Centre of Wayamba University of Sri Lanka, Makandura premises was established to cater the knowledge on Information Technology for students to meet the challenges in rapidly developing communication system in their relevant field. It will facilitate to acquire computer literacy and to perform their career hereafter.

The ICT Centre is continued to offer courses on Information Technology and Advanced Computer Applications to the Faculty of Agriculture and Plantation Management and course on Information Technology to the Faculty of Livestock Fisheries and Nutrition. For statistics related courses conducted by the Departments are supported by the ICT Centre especially for practical. Further, two courses, Information Technology and e-Commerce and Management Information Systems are conducted to the students of External Degree of Plantation Management. The Centre now expands its services by offering several IT related course for the benefits of the people in North-Western Province.

The ICT Centre is opened from 8.00 am to 8.00 pm in week days, 8.00 am to 5.00 pm on weekends. In examination period, opening duration is 8.00 am to 10.00 pm on week days.

19.5.2 Training /Awareness Programmes

Training sessions on Moodle for Faculty of Agriculture and Plantation Management and Faculty of Livestock Fisheries and Nutrition were conducted by the ICT center.

19.5.3 Research Activities

- WKGKS Weerasinghe was working on the research “Readiness of Advanced Level Teachers to Integrate Information Communication Technologies to the Learning Environment of Government Schools in Sri Lanka”. Fund was received by the Wayamba University Research Grant (Grant No: SRHDC/RP/04/18-05). Then terminal report for the study was submitted since the research was completed.
- HACK Jayathilake was conducting Wayamba University research grant (SRHDC/RP/04/1806, 2018-2020) -A model for sustainable knowledge transfer in rural communication: Case of export agriculture farmers in Sri Lanka.

19.5.4 Publications

- D. P Dunsford, D.M.I.D. Dissanayake, T.D. Nuwarapaksha, **K.S. Weerasinghe** (2020) Performance evaluation of Coconut Estates: Developing an Index to Evaluate Performance of Coconut Estates Managed by Kurunegala Plantation Ltd. 13th General Sir John Kothalawala Defense University International Research Conference October 15th and 16th, Rathmalana, Sri Lanka. Pp 15.
- **Weerasinghe K.S.**, K.H.N.H. Wimalarathna, and W.J.S.K. Weerakkody (2020) Bridging Digital Divide in the Agriculture Sector using Information Communication Technology: Case in Southern Province of Sri Lanka. Global Academic Research Institute Conference, August 27, Colombo, Sri Lanka Pp 35
- Gordon A Gow, Uvasara Dissanayeke, **Chandana K Jayathilake**, Isuri Kumarasinghe, Kumudu Ariyawanshe, Sanduni Rathnayake (2020). “ICT Leadership Education for Agricultural Extension in Sri Lanka: Assessing a Technology Stewardship Training Program” International Journal of Education and Development using Information and Communication Technology (IJEDICT), 16 (1): 107 – 125
- Jayakody, J. A. S. N. S., U. K. Jayasinghe-Mudalige and **H. A. C. K. Jayathilake**, "Promotional Instruments to Safeguard Product Quality Attributes in the Process of Production and Utilization of Organic Fertilizer in Agri-Food Value Chains in Sri Lanka", 13th International Research Conference (IRC), General Sir John Kotelawala Defence University (KDU), 15 -16 October 2020.
- Gordon A. Gow, Uvasara Dissanayeke, Ataharul Chowdhury, **Chandana Jayathilake**, Jeet Ramjattan, Wayne Ganpat, Isuri Kumarasinghe, Kumudu Ariyawanshe, Sanduni Rathnayake (2020) “Technology Stewardship and the Capabilities Approach: Assessing Leadership Training for Agricultural Communities of Practice in Sri Lanka and Trinidad” Human Development & Capability Association (HCDA2020) Conference, Auckland, New Zealand, 30 June-02 July 2020. 2).
- Gordon Gow, Uvasara Dissanayeke, **Chandana Jayathilake**, Isuri Kumarasinghe, Kumudu Ariyawanshe and Sanduni Rathnayake (2020). “Technology Stewardship Training for Agricultural Communities of Practice: Establishing a Participatory Action Research Program in Sri Lanka”. 11th International Development Informatics Association (IDIA2020) conference, United Nations University institute in Macau SAR – China, 25 -27 March 2020.

- **W.D. Samanwickrama**, L. Munasinghe, L.D.R.D Perera, Efficacy of using SVM on IoT security threat identification under reduced feature set architecture compared to J48 and Random forest Algorithms using UCI benchmark data set, 5th Wayamba University Research Congress 2020.

19.5.5 Budget

Allocation for fixed asset: Rs. 1.0 Mn

19.5.6 Progress during the Year

- HACK Jayathilake was maintaining the faculties and Center's web sites (<https://fapm.wyb.ac.lk>, <https://flfn.wyb.ac.lk>, <https://ictm.wyb.ac.lk>, <http://aeb.wyb.ac.lk> and <http://sdc.wyb.ac.lk>)
- Content development for Learning Management Systems of lectures and practical were completed which were conducted by the ICT Center.
- A new Learning Management System with Moodle version 3.8 was installed and configured.
- Identity provider (IdP) was installed and configured service under LEARN Identity Access Federation (LIAF) -a member of eduGAIN international inter-federation service.
- Wi-Fi coverage was extended to facilitate main canteen building in Makandura premises.
- Zoom facility was implemented in the Makandura premises.
- OFFICE365 was offered for staff and students of the premises.
- Network phase III of the Faculty of Livestock Fisheries and Nutrition (FLFN) was completed.
- Wi-Fi facility was provided to new dean's room of Faculty of Agriculture and Plantation Management (FAPM).
- Main entrance security office was networked and it was connected to the campus Local Area Network.
- Hosting facilities were provided for faculty web (FLFN and FAPM), <https://aeb.wyb.ac.lk/>

and <http://sdc.wyb.ac.lk>.

- Premise's security was strengthened by implementing the CCTV system.
- University email facility were given to the academic staff members.

19.5.7 Items Purchased in the Year 2020

NO	Item	Quantity
1	UPS 1kVA	2
2	Multifunctional Network Printer	1
3	Speed light	1
4	Desktop computers (5Nos)	5
5	Laminating Machine	1
6	Hard disk (server) (2Nos)	2
7	Switch (2Nos)	3
8	Inkjet color printer	1
9	Multifunctional printer	1
10	Laser color printer	1
11	Server	1
12	Monitor 43"	1
13	Camera battery	2
14	Stereo headphones	30
15	RAM modules	75
16	Laptop	5
17	MM short throw projector	1
18	Desktop computers	33
19	Half door cupboard with file rack	3

19.5.8 Constrains if any

Construction of new building is delayed due to lack of funds. Currently laboratory space is very limited and it is difficult to manage the room for practical sessions.

19.5.9 Suggestions for further Developments

- Network for Sugaladevi hostel was planned.
- A CCTV system was proposed for the examination hall of the FAPM

19.5.10 Any other relevant Information

Mr. EMDS Ekanayake participated in "Train the trainees Zoom workshop" organized by LEARN.

19.6 Medical Center



There are two functioning medical centers in Wayamba University of Sri Lanka. One Medical Center is situated in Kuliypitiya and the other Medical Center is in Makandura. Both Medical Centers have played a key role in providing healthcare facilities to students and other staff members of the University throughout the year 2020.

While the Medical Center in Kuliypitiya had all the basic facilities required for treating the students and the other staff members, Medical Center in Makandura was still under construction during the year 2020.

The staff of the Kuliypitiya medical center in 2020 comprised of a nursing officer, a public health inspector, one pharmacist, a stenographer; an attendant and works aid. The staff of Makandura Medical center in 2020 comprised of a nursing officer, one Pharmacist, Public Health Inspector and an attendant. Two Medical Officers covered up the duties in both Medical Centers in 2020.

The medical certificates of newly appointed University staff and newly entered students for the year 2018/2019 were certified by the Medical Officer. Medical Examinations were done for the students who were selected for sports events and for Canteen workers.

Other than treating minor ailments of students and staff medical center played a major role in prevention of diseases and enhancing health education among University students. There were many health promotion programmes done in year 2020.

1. Mass screening programme for thalassemia
2. Health Education Programme on community health and sexually transmitted diseases.
3. Sterilization Programme for Stray Dogs and Cats
4. Anti-Rabies Vaccinations Programme
5. Filaria Screen Test
6. Annual Food Sampling and Water Sampling Programme
7. Insecticide Spraying Programme in the Hostels and Mosquito control measures.
8. Fogging programme as a Mosquito control measures.
9. Health Education Programmes related to, Covid 19 disease prevention.
10. Providing Sanitary facilities required for prevention of Covid 19.

In general, the medical staff as a team was able to help the entire University within their limits during the year 2020.

19.7 Wayamba University Business Incubation Center (WUBIC) / University Business Linkage (UBL) Cell

19.7.1 Introduction

Wayamba University of Sri Lanka (WUSL) implemented Wayamba University Business Incubation Center (WUBIC) with the primary objectives of developing practice and business-oriented student's projects, implementing (technical) consulting services for businesses, promoting research cooperation between businesses and the university and promoting strategic alliances with the private sector in order to develop the research infrastructures and capacities at universities in 2015. In order to, encourage entrepreneurial activities Intellectual Property (IP) policy was also adopted to promote research cooperation between businesses and the University. Any currently registered student, recently graduated (until 5 years from their date of graduation) student and academic, administrative and academic support staff member of Wayamba University of Sri Lanka is eligible for membership in WUBIC and considered as an incubate. During their incubating period of the business, WUBIC will nurture them providing furnished office space, laptops with internet facility, other office equipment with stationaries and transport means to thrive in business world up to two years.

In 2018, WUBIC was streamlined with the University Business Linkage (UBL) Cell activities under the Accelerating Higher Education Expansion and Development (AHEAD) project funded by world bank. Primary goal of UBL Cell is creating a set of entrepreneurial academics which in turn enable to develop entrepreneurial skills in undergraduates ultimately contribute to uplift the national economy. Exploring avenues to commercialize the products manufactured by academic, graduate and undergraduate student community of Wayamba University of Sri Lanka and identifying potential industries in order to transfer technologies developed as research outcomes of university academics are major activities of UBL cell.

19.7.2 Staff of Wayamba University Business Incubation Center/ University Business Linkage Cell

Directors:

Prof. Gamika Prathapasinghe	- Former Director WUBIC / UBL – 2015 -2020
Dr. Manjula Wickramasinghe	- Director WUBIC / UBL - 2020 – To the date

UBL Manager:

W.C.B Wijesinghe

- University Business Linkage Manager – 2019 – To the date

19.7.3 Activities Completed in Year 2020**1. Preparing Procurement Expenditure Plan to utilize University Business Linkage (UBL) Grant**

- Identification of research project with commercializable outcomes to release funds from UBL grant for the first round.
- Preparing agreement with requirements and deliverable list to monitor progress of research projects which are funded under UBL grant.
- Collecting agreement documents from potential research groups.
- Allocating money in Procurement Expenditure Plan of UBL grant and getting World Bank approval to utilize money.

2. Releasing funds from UBL grant to increase Technology Readiness Level (TRL) of commercializable inventions.

- Three different research groups were identified.
- Agreement attached with requirement and deliverables table was prepared to sign with selected research groups and agreements were signed with research groups.
- World bank approval was taken to release funds from UBL grant.

Project Number	Project Title	Names of Investigators	Total Budget (Rs)	Total Duration
1	Ready to serve canned porridges and herbal drink	Prof G.A.P Chandrasekara FLFN	140,000.00	From September 2020 to February 2021
2	Development of a high-speed low-cost product quality monitoring system targeting the bottle manufacturing / washing industry	Dr. W.A.S Wijesinghe & Mr. M.R.H.E Bandara FOT	292,000.000	From December 2020 to December 2021
3	Innovation Commercialization Enhancement (ICE)	Prof. CVL Jayasinghe FLFN	650,000.00	From September 2020 to February 2021

3. Signing license agreements through UBL cell to commercialize products developed in the University

Title of the license agreement (Technology)	Commercial partner	Agreement time period	With lump sum payment, With royalty or without royalty
Basil seed incorporated beverages with artificial flavors	W.M.V.S Thilakarathna	Two Years	Lump sum payment with royalty
Spicy coconut ice cream	Stella Ritz (Pvt) Ltd	Two Years	Lump sum payment with royalty
Mushroom Sausage	New Way Agriculture (Pvt) Ltd	Two Years	Lump sum payment with royalty
Herbal yogurt	Sky Birds International (Pvt) Ltd	Two Years	Lump sum payment with royalty
Mung bean nugget	Sky Birds International (Pvt) Ltd	Two Years	Lump sum payment with royalty
Freeze dried herbal beverage	Refreshing Ayurvedic Wellness (Pvt) Ltd	Two Years	Lump sum payment
Chicken Spice Mixture	Mellow Food Products	Two Years	Lump sum payment with royalty

4. Patent applications and prior art search services provided

- Patent application from AHEAD DOR research group (Department of Aquaculture and Fisheries) was filed through UBL cell.
- Prior art searches were conducted with different research groups.

Research Group	Faculty
AHEAD DOR research group – Department of Aquaculture & Fisheries	Faculty of Livestock Fisheries and Nutrition
Dr. Saman Wijesekara	Faculty of Livestock Fisheries and Nutrition
Mr. M.R.H.E. Bandara	Faculty of Technology
Dr.V.G. Tharinda Nishantha Vidanagama	Faculty of Applied Sciences
Dr. Nayomi Ranathunga	Faculty of Medicine

- Collecting information - patentable inventions and innovations which need intellectual Property protection (September 2020)

Principal Investigator	Faculty	Title of Invention
Prof. Anoma Chandrasekra	Faculty of Livestock Fisheries and Nutrition	Herbal beverage
Dr. VGTN Vidanagama	Faculty of Applied Sciences	Algorithm for selection of gateway devices for IoT equipment
Prof. CVL Jayasinghe	Faculty of Livestock Fisheries and Nutrition	Herbal Yoghurt
Prof. CVL Jayasinghe	Faculty of Livestock Fisheries and Nutrition	Ambient Yoghurt
Prof. CVL Jayasinghe	Faculty of Livestock Fisheries and Nutrition	Aloe Vera Suspension
Prof. CVL Jayasinghe	Faculty of Livestock Fisheries and Nutrition	Grains enriched extruded snack
Dr.Kamani Ratnayake	Faculty of Agriculture and Plantation Management	Gluten-free cookies from yam flour

5. Preparing New Action Plan for UBL activities from 2020 – 2021

- Mainly eleven actions were identified.
- Tasks were designed for each main activity with a timeline.

Action	Tasks
Incorporating technology creation and transfer processes into University action plan, following up and progress monitoring.	Identification and facilitating activities related to UBL (Ex applying a patent, collaborative research work with industry, prototype development etc.) in department levels and coordination through Vice Chancellor, Deans and Department Heads.
Identifying and implementation of policy changes related to UBL scope.	Investigating IP policy and other UBL related legal documents to identify points need changes and fixing legal procedures for signing license agreements and facilitating startups.
Mainstreaming success stories through media / web platforms; state of art interactive web.	Creating web clips highlighting UBL success stories. Preparation of Layout for UBL website.
Incorporating technology creation and commercialization into undergraduate and graduate programs.	Upgrading and assessment of existing level. Encouraging both technology and nontechnology / policy transferring.

Maintaining a network of industry partners and promoting technology transfer	Preparing of database including details of current industry partners and adding more partners. Identifying requirements of Industry partners and generate new research ideas for Post graduate and undergraduate projects and advertising them through the website. Promoting use of Connect AHEAD app. Organizing Business forums and linking academic members with potential industry partners.
Implementing program to build synergy among WUBIC/UBL, BREAD, Wayomart and the industry.	Coordination with Director - BREAD and Wayomart and the UBL Advisory committee.
Collecting information on commercializable inventions in the University	Identification research projects need patent, industrial design protection from National Intellectual Property Office and international Intellectual property rights coverage from PCT. Facilitating prior art searches, Patent applications and covering application fees through UBL.
Identifying research projects need funds to increase the Technology Readiness Level (TRL) of their outcomes and releasing funds from UBL grant	Collecting information to identify research projects with commercializable potential. Getting world Bank approval to release funds to upgrade the Technology Readiness Level (TRL) and monitoring procurement procedures and finally facilitating to transfer developed technology.

Planning self-sustaining UBL in the long run	Identification new activities to generate funds.
Organizing workshops to improve awareness in IP policy, licensing technology, patent application and prior art searches.	Raising awareness to encourage doing prior art searches before starting research projects and applying for intellectual property rights (patents, industrial designs, trademarks). Awareness programs to promote University IP policy and UBL activities through webinars.
Identifying projects which can create e-commerce solution and supporting transfer to public access	Coordination with Industry and identification of requirements of public community and link undergraduate or postgraduate research projects to address the issue.

19.7.4 Other Highlighted Events

- Industrial visit to Heraliyawala Industrial Park was organized by University Business Linkage Cell for academic staff members to improve the linkage with industrial partners.
- Chairman of National Enterprise Development Authority (NEDA) visited WUBIC to continue the cooperation WUBIC and NEDA.
- Meeting with Purchasing Heads of Leading Supermarkets of Sri Lanka, Hon. Wimal Weerawansa, Chairman of IDB, Chairman of Sathosa, Chairman of Consumer Affairs Authority, Purchasing Heads of Cargill's, Keels, Laughs at Ministry of Industry and Commerce.
- Meeting with secretary of Ministry of Industry & Commerce. Director from NEDA also participated. Discussion on entrepreneurial activities of Wayamba University Business Incubation Center.
- Meeting with Mr. Harry Jayawardena, leading entrepreneur in Sri Lanka to commercialize technology developed by Wayamba University.

19.7.5 Technologies available to transfer in Year 2021

Technology	To Be Licensed
Herbal Tea	Searching for a commercial partner
Tea Crunch	Searching for a commercial partner
Tea Based Hand wash	Searching for a commercial partner
Herbal Instant Tea	Searching for a commercial partner
Organic Energy Drink	Searching for a commercial partner
Paper Soap	Searching for a commercial partner
Aquarium Bio balls	Searching for a commercial partner
Fruit Ripening Chamber and Pellets	Searching for a commercial partner
Moisture Absorbent Paper	Searching for a commercial partner
Ready to Serve Canned Porridges and Herbal Drink	Searching for a commercial partner

20.1 Details of Recurrent Expenditure

Subject	2019 Rs.	2020 Rs.
a. Personal Emoluments	1,344,674,849	1,418,571,084
b. Travelling	799,977	326,360
c. Supplies	46,991,492	31,760,093
d. Maintenance	18,494,246	15,044,306
e. Contractual Services	180,090,930	139,561,417
f. Other	41,327,500	30,891,107
Total	1,632,378,994	1,636,154,367

20.2 Details of Capital Expenditure

Subject	2019 Rs.	2020 Rs.
a. Rehabilitation & Improvement	68,012,769	43,458,523
b. Acquisition of Assets	116,397,651	29,940,620
c. Construction Projects	66,673,012	87,964,059
d. Other Capital Grants	896,212,253	660,374,662
Total	1,147,295,685	821,737,864

20.3 Details of Financial Progress (Expenditure)

Subject	Provision in 2020 Rs.	Expenditure in 2020 Rs.	Savings /Excess Rs.
a. Recurrent Except Project	1,595,500,000	1,636,154,367	(40,654,367)
b. Capital Except Project	857,000,000	821,737,864	35,262,136
Total	2,452,500,000	2,457,892,231	(5,392,231)

20.4 Details of Financial Progress (Generated Income)

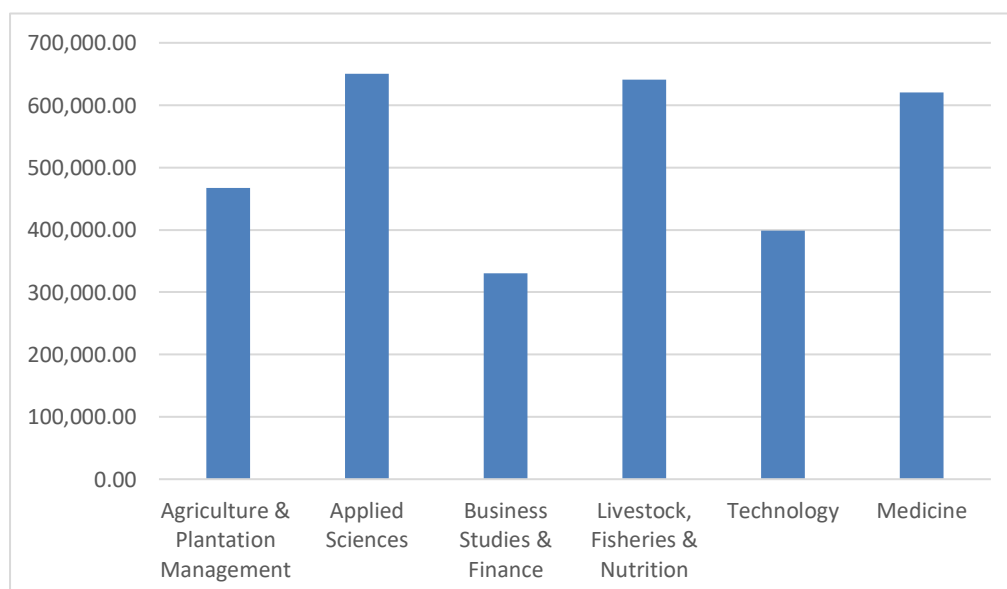
Source of Revenue	Collection in 2020 Rs.
a. Undergraduate Studies	23,787,000
b. Postgraduate Studies	39,989,450
c. Consultancies	-
d. Other	21,808,007
Total	85,584,457

20.5 Financial Performance Analysis - 2020

Subject	Formula	Expenditure Per Student Rs.
a. Recurrent Expenditure per Student (RE)	RE / No. of Student strength	338,889
b. Capital Expenditure per Student (CE)	CE/ No. of Student strength	170,202
Total		509,091

20.6 Cost per Student by Faculty 2016 - 2020 (including Mahapola & Bursary payments)

Faculty	Cost Per Student (Rs.)				
	2016	2017	2018	2019	2020
Agriculture & Plantation Management	470,620.67	506,440.03	490,862.26	540,372.25	467,030.91
Applied Sciences	475,765.32	475,217.09	549,859.29	658,761.55	650,758.68
Business Studies & Finance	299,503.71	333,602.10	332,053.95	366,804.19	330,071.35
Livestock, Fisheries & Nutrition	552,471.34	622,529.89	628,017.33	749,292.36	641,215.30
Technology	-	-	394,210.35	402,444.38	398,676.34
Medicine	-	-	394,644.66	909,502.95	620,204.81



20.7 Details of Infrastructure Development Projects in 2020

Name of the Project	Awarded Value Rs.	Estimated Project Period	Physical Progress
Design and Construction of Faculty of Medicine – Labuyaya Premises	2,000,876,123.00	Aug. 2017 – Aug. 2019 Revised Completion Jan. 2020	100%
Construction and Completion of Family Quarters Stage II – Kuliyaipitiya Premises	26,511,906.25	Dec. 2019 – Sep. 2020 Revised Completion Feb. 2020	50%
Design and Construction of extension to the Faculty Building of the Faculty of Livestock, Fisheries & Nutrition – Makandura Premises	200,579,800.00	April 2019 – Oct. 2020 Revised Completion Feb. 2021	40%
Design and Construction of Faculty of Technology Stage II – Kuliyaipitiya Premises	1,560,361,055.00	Aug. 2020 – Aug. 2022	4%

Financial Statements

2020

WAYAMBA UNIVERSITY OF SRI LANKA

FINANCIAL STATEMENTS

FOR THE YEAR ENDED 31ST DECEMBER 2020

INDEX	PAGE NO.
The statutory report on the financial statement of the Wayamba University of Sri Lanka.	- 01 - 04
Statement of the financial position as at 31 st December 2020 of the Wayamba University, Kuliyaipitiya.	- 05 - 06
Statement of financial performance for the year ended 31 st December 2020	- 07
Statement of changes in net assets for the year for the year ended 31 st December 2020	- 08 - 09
Cash Flow Statement for the year ended 31 st December 2020	- 10 - 12
Notes to the Accounts of the Wayamba University for the year 2020.	- 13 - 24
NOTES : Cash at Bank	Note 01 - 25
Savings Deposits	Note 02 - 25
Trade & Other Receivables	Note 03 - 26
Stocks	Note 04 - 26
Advances to Staff	Note 05 - 26
Capital Advances	Note 06 - 26
Advances for Services & Supplies	Note 07 - 27
Other Current Assets	Note 08 - 27
Investments – Long term	Note 09 - 27
Property, Plant & Equipment	Note 10 - 28 - 29
Capital Work in Progress	Note 11 - 30 - 31

Loans to Staff	Note 12	- 32
Sundry Creditors	Note 13	- 32
Deposits	Note 14	- 32
Expense Creditors	Note 15	- 32
Other Liabilities	Note 16	- 33 – 35
Provision for Gratuity	Note 17	- 36
Capital Spent Grant	Note 18	- 36
Un Spent Capital Grant	Note 19	- 37
Special Grants & Donation	Note 20	- 38
Programme Development Fund	Note 21	- 38
Endowment Funds	Note 22	- 39
Special Fund	Note 23	- 39
Interest from Investment	Note 24	- 40
Miscellaneous Receipts	Note 25	- 40
Personnel Emoluments	Note 26	- 41
Contingent Assets	Note 27	- 41
Related Party Transactions	Note 28	- 41
Statement of Recurrent Expenditure (Programme wise)for the year 2020		- 42 – 46
Statement of Recurrent Expenditure (Project wise) for the year 2020		- 47 – 64
Statement of the Comparison of Budget & Actual Amounts 2020		- 65

ඔබේ අංකය
உமது இலக்கம்
Your No.

මගේ අංකය
எனது இலக்கம்
My No.

දිනය
திகதி
Date



දුරකථන
தொலைபேசி
Telephone

ෆැක්ස්
தொலைநகல்
Fax

ඊ-මේල්
மின்னஞ்சல்
e-mail

ශ්‍රී ලංකා වයඹ විශ්වවිද්‍යාලය
இலங்கை வயம்ப பல்கலைக்கழகம்;
WAYAMBA UNIVERSITY OF SRI LANKA

උපකුලපති කාර්යාලය

உபவேந்தர் காரியாலயம்;

Office of the Vice-Chancellor

The Auditor-General
Auditor-General's Department,
No 306/72,
Polduwa Rd,
Battaramulla.

Dear Sir,

FINANCIAL STATEMENTS OF WAYAMBA UNIVERSITY OF SRI LANKA FOR THE YEAR 2020

I have a great pleasure in submitting the Financial Statements of **Wayamba University of Sri Lanka**, for the year ended 31st December 2020, in terms of Sections 106 (1) and 107 (b) of the Universities' Act No.16 of 1978 and subsequent amendments incorporated into it thereafter, and in terms of the Finance Act No.38 of 1971.

The Financial Statements for the year 2020 were prepared within the stipulated statutory time limit as given in the Public Finance Circular No. PF/PE/21 of 24.05.2002 issued by the Secretary to the Treasury, Public Enterprises Circular 03/2013 dated 02.10.2013 issued by the Department of Public Enterprises, Finance Circular Letter No. 03/2014 and No 02/2018 issued by University Grant Commission and in accordance with the section 107 (b) of the Universities' Act No.16 of 1978 and subsequent amendments incorporated into it thereafter.

The Statutory report of the Vice-Chancellor that should be submitted along with the Financial Statements is also annexed herewith.

Yours faithfully,

SENIOR PROF. UDITH K. JAYASINGHE
VICE-CHANCELLOR

- Cc:
1. The Secretary/ Ministry of Education,
 2. The Chairman/ University Grants Commission
 3. Director General/ National Budget Dept., General Treasury
 4. Director General/ Treasury Operation Dept., General Treasury
 5. The Asst. Auditor General/ Asst. Auditor-General's Department, Kurunegala
 6. Chief Financial Officer/ Ministry of Education,
 7. Accountant/ University Grants Commission.

WAYAMBA UNIVERSITY OF SRI LANKA
FINANCIAL STATEMENTS 2020

THE STATUTORY REPORT ON FINANCIAL STATEMENTS OF THE
WAYAMBA UNIVERSITY OF SRI LANKA FOR THE YEAR 2020 IN
KEEPING WITH THE REQUIREMENT SPECIFIED IN SECTION 13(6) OF
THE FINANCE ACT NO.38 OF 1971.

1. These Financial Statements have been prepared and submitted in terms of Sections 106 (1) and 107 (b) of the Universities Act No.16 of 1978 and amendments incorporated into it thereafter and in terms of the Finance Act No. 38 of 1971.

(i) The presentation and interpretation of Financial Statements have been done by maintaining consistency and adhering Sri Lanka Accounting Standards for public sector organization and generally accepted Accounting practices which are usually followed in presenting Financial Statements of a University.

A FINANCIAL HIGHLIGHTS

(1) Govt. Grants

		2020	2019
Government Grant for Recurrent Expenditure – (Treasury)	Rs.	1,595,500,000	1,455,750,000
Government Grant for Mahapola Scholarship	Rs.	-	29,225,200
Government Grant for Bursary	Rs.	34,257,000	27,665,200
Capital 101 Rehabilitation & Improvement	Rs.	47,882,000	64,150,000
Capital 102 Acquisition of Assets	Rs.	52,500,000	100,000,000
Capital 103 Construction Projects	Rs.	79,118,000	71,800,000
Other Capital Grant – (Treasury)	Rs.	2,500,000	7,000,000
Other Capital Grant – (UGC)	Rs.	675,000,000	672,000,000
Other Capital Grant – (AHEAD)		-	252,000,000
	Rs	2,486,757,000	2,679,590,400

WAYAMBA UNIVERSITY OF SRI LANKA
FINANCIAL STATEMENTS 2020

(2) Extension Courses and Other Grants

		2020	2019
<u>Postgraduate Courses</u>			
MBA Programme - BSF	Rs.	17,893,000	10,017,250
Postgraduate Diploma - BSF	Rs.	13,536,450	15,897,250
Master of Agri-Enterprise & Technology Management	Rs.	8,560,000	-
<u>External Degree Courses</u>			
External Degree in Plantation Mgt. – Makandura	Rs.	23,649,000	24,912,675
External Degree in Food Quality Management	Rs.	138,000	-
<u>Diploma Courses</u>			
Diploma in English	Rs.	282,000	1,217,841
Diploma in Insurance – BSF	Rs.	-	90,000
Higher Diploma In Insurance	Rs.	-	8,500
Diploma In Information Technology	Rs.	3,927,500	4,944,000
Diploma In Software Engineering	Rs.	5,190,800	312,935
Diploma In Food Business & Marketing	Rs.	122,500	1,371,500
Diploma In Business Management	Rs.	933,000	1,832,000
Higher Diploma In Teach Method and EDU Management	Rs.	150,750	745,250
Diploma In Information Technology - Makandura	Rs.	1,056,000	-
Professional Diploma in Teaching Methodology & Education Management	Rs.	56,000	-
Higher Diploma in Software Engineering	Rs:	1,991,000	-
<u>Certificate Courses</u>			
External Computer Course – Makandura	Rs.	600,000	1,448,000
<u>Research Grants</u>			
NSF Grant	Rs.	374,936	6,966,515
CARP Project	Rs.		122,500
Scale-Up & Mapping	Rs.	4,379,446	-
Mainstreaming Nutrition into Agriculture	Rs.	2,744,075	-
TOTAL	RS.	85,584,457	71,775,916

- (2) Excess of Income over Expenditure in the year 2020 was Rs. (68,492,160) where as this figure for the year 2019 was Rs. (205,502,778).
- (3) Balance to be recovered from the loans and advances paid to employees for this University is Rs.53,549,142 where as the last year Rs. 52,356,940.
- (4) The value of the restricted funds invested by the University as at the date of the Statement of Financial Position was Rs. 185,325,239 where as the amount for the year 2019 was Rs. 176,717,265.

WAYAMBA UNIVERSITY OF SRI LANKA
FINANCIAL STATEMENTS 2020

(5) Internal Source of Income

2019 Rs.	2020 Rs.	Change Rs.	Change as a %
30,442,138	23,984,471	(6,457,667)	21.2%

a. Closing balances of the Bank Accounts maintained by the University as shown in the Statement of Financial Position have been reconciled with the relevant cash books. The respective Banks were requested to send in their confirmation of balances direct to the Auditor General. This amount is equal to the short term commitments.

b. The stock value shown in the Statement of Financial Position amounting to Rs.29,808,151 was arrived on physical verification of stores. This verification was done in order to establish the ownership, existence and the value of the items including the manner in which the accounting records are maintained for stock items. Verified balances of Stocks have taken into Books of Accounts

c. The value of capital work in progress as shown in the Statement of Financial Position was Rs. 160,625,649. Valuation of capital work in progress was also carried out in keeping with the Sri Lanka Accounting Standards.

d. The balance shown in the Accumulated fund for the year 2020 is Rs. (277,131,706) when compared to Rs. (279,199,989) for the year 2019 and it is necessary to note the following information in respect of the depreciation for the year 2020.

Application of the concept of depreciation in Annual Accounts, as given in the UGC Circular No.649 of 5th October, 1995 is followed in the year under review. The total Depreciation value for the year 2020 is Rs.488,103,047.

e. The provision of Rs.351,510,828 is made for retirement gratuity as at 31st December 2020. The provisions are made according to the gratuity act and the directives given by the University Grants Commission. An equal investment for this provision is unavailable.

B BUDGETARY CONTROL

The Programme Budget was used as an effective Financial Management tool during the year.


WAYAMBA UNIVERSITY OF SRI LANKA
FINANCIAL STATEMENTS 2020

C. RECONCILIATION OF CONTROL ACCOUNTS

All control accounts have been reconciled and the detail schedules are prepared and submitted along with the financial statement

GENERAL

In conclusion, I must state that the University was confronted with many difficulties as a result of price escalations and numerous other uncontrollable factors during the year 2020. However, despite of all these obstacles the university endeavored in every possible manner to shoulder the responsibility to successfully achieve its goals in academic and non-academic programmes of higher education planed for the year 2020.



SENIOR PROF. JUDITH K. JAYASINGHE
VICE-CHANCELLOR

16th February 2021.

WAYAMBA UNIVERSITY OF SRI LANKA

STATEMENT OF FINANCIAL POSITION AS AT 31ST DECEMBER 2020

		AS AT 31 ST DECEMBER 2020	AS AT 31 ST DECEMBER 2019
ASSETS		Rs:	Rs:
Current Assets	Note		
Cash at Bank	1	235,797,280	178,775,949
Savings Deposit	2	3,561,233	5,262,197
Trade and Other Receivables	3	2,494,277	4,211,238
Inventories/ Stocks	4	29,808,151	32,462,258
Prepayments		2,030,246	2,692,876
Advances to Staff	5	673,800	129,550
Capital Advances	6	377,021,604	73,278,026
Advances for Services & Supplies	7	628,378	2,980,083
Other Current Assets	8	32,485,037	13,949,937
		684,500,006	313,742,113
Non-Current Assets			
Investments- Long Term	9	185,325,239	176,717,265
Property, Plant and Equipment	10	8,996,947,344	5,772,768,308
Capital Work in Progress	11	160,625,649	2,979,574,730
Loans to Staff	12	53,549,142	52,356,940
		9,396,447,375	8,981,417,243
Total Assets		10,080,947,381	9,295,159,356
LIABILITIES			
Current Liabilities			
Sundry Creditors	13	173,571,926	242,531,066
Deposits	14	1,175,854	1,725,179
Expense Creditors	15	42,359,362	55,170,833
Others	16	448,782,382	288,839,057
		665,889,525	588,266,134
Non-Current Liabilities			
Provision for Gratuity	17	351,510,828	313,507,677
		351,510,828	313,507,677
Total Liabilities		1,017,400,353	901,773,811
Total Net Assets		9,063,547,028	8,393,385,545

		AS AT 31ST DECEMBER 2020 Rs:	AS AT 31ST DECEMBER 2019 Rs:
NET ASSETS/ EQUITY			
Accumulated Fund		(277,131,706)	(279,199,989)
Revaluation Reserves		1,366,667,647	1,416,645,179
Capital -Spent Capital Grant	18	5,037,093,375	1,567,937,753
Capital -Spent Grant/ Work In Progress	(*)	-	2,979,574,730
Unspent Capital Grant	19	119,083,720	81,946,192
Special Grant & Donation	20	2,631,003,254	2,472,351,224
		8,876,716,291	8,239,255,089
Reserves & Restricted Funds			
Programme Development Funds	21	99,305,635	81,928,879
Endowment Fund	22	1,556,421	1,497,153
Special Fund	23	85,968,681	70,704,424
		186,830,737	154,130,456
Total Net Assets/ Equity		9,063,547,028	8,393,385,545

(*) Spent grant- Work in Progress amounting to Rs: 160,625,649 as at 31st December 2020 is included in the Spent capital grant

The Bursar certifies that the financial statements have been prepared in compliance with requirements of the Sri Lanka Accounting Standards for Public Sector Institutions as laid down by the Institute of Chartered Accountants of Sri Lanka, Finance Act No.38 of 1971 & Universities Act No. 16 of 1978.

.....
(Mr. D.A.U. Dharmadasa)

Bursar

16th February 2021.

The University Council is responsible for the preparation and presentation of these financial statements. These financial statements were authorized for issue by the chairman on behalf of the University Council on 23th February 2021.

.....
(Senior Prof. Udith K. Jayasinghe)
Vice-Chancellor
Chairman- University Council

.....
(Mr. W.A.D. Chithrananda)
Registrar
Secretary- University Council

Signed for on behalf of the Council

.....
Mr. W.A.U. Wijesinghe
Council Member

.....
Mr. Supun Adikari
Council Member

The Accounting policies and notes as set out pages 13 to 41 form an integral part of these financial statements.

WAYAMBA UNIVERSITY OF SRI LANKA

STATEMENT OF FINANCIAL PERFORMANCE FOR THE YEAR ENDED 31ST DECEMBER 2020

	THIS YEAR 2020 Rs:	LAST YEAR 2019 Rs:
Revenue		
Government Grant for Recurrent Expenditure	1,595,500,000	1,455,750,000
Government Grant for Students Bursaries	34,257,000	27,665,200
Government Grant for Mahapola Scholarships	-	29,225,200
Government Grant for Endowed Scholarships	-	4,000
Capital Grant (Recurrent Nature)	22,623,084	27,937,820
Amortization of Government Grant & Donation	436,280,783	405,464,896
Interest from Investments (Note 24)	7,001,651	7,762,723
Interest from Loans to Staff	2,092,011	2,169,081
Rent from Properties	1,799,442	2,327,502
Sale of Old Stores	-	284,735
Sale of Produce	311,482	528,367
Miscellaneous Receipts (Note 25)	9,826,438	15,323,750
Registration Fee (Undergraduate)	2,159,130	1,837,045
Examination Fee (Undergraduate)	133,690	137,660
Library Fines	660,628	71,275
Total Revenue	2,112,645,338	1,976,489,253
Expenses		
Personnel Emoluments (Note 26)	1,418,571,084	1,344,674,849
Traveling	326,360	799,977
Supplies & Consumable used	31,760,093	46,991,492
Maintenance	15,044,306	18,494,246
Contractual Services	139,561,417	180,090,930
Depreciation	488,103,047	464,780,818
Other Expenses	30,891,107	41,327,500
Mahapola & Bursary Payments	34,257,000	56,894,400
Capital Expenditure (Recurrent Nature)	19,245,839	22,044,164
Research Expenditure (Recurrent Nature)	3,377,245	5,893,656
Total Expenses	2,181,137,498	2,181,992,032
Surplus/ (Deficit) for the Year	(68,492,160)	(205,502,778)

STATEMENT OF CHANGES IN EQUITY FOR THE YEAR ENDED 31ST DECEMBER 2020

	Accumulated Fund	Revaluation Reserves	Capital grant - spent	Capital grant- unspent	Special grants & Donation	Spent Grants- Capital WIP	Total
Balance as at 01st January 2019	(131,004,158)	1,452,873,085	1,843,822,582	55,679,412	1,507,990,957	2,143,847,017	6,873,208,895
Surplus/(Deficit) for the year	(205,502,778)						(205,502,778)
Correction of over amortisation-disposal of assets			(261,900)				(261,900)
Prior year adjustment relating to income	3,286,356						3,286,356
Correction of amortisation -Air conditioners			(7,624,837)				(7,624,837)
Correction of amortisation hostels			(84,029)		(26,496,221)		(26,580,250)
Advance guarantee received			(440,740)	440,740			-
Adjustment relating to construction projects		23,088,016					23,088,016
Transfer capital grant spent-capital work in progress			(835,727,714)			835,727,714	-
Amortisation for 2019	(5,295,331)		(303,920,583)		(96,248,982)		(405,464,896)
Donations received during the year					835,105,470		835,105,470
Donations received during the year-AHEAD					252,000,000		-
Funds received during the year				1,177,938,834			1,177,938,834
Grants spent during the year-Capital nature			1,152,112,794	(1,152,112,794)			-
Grants spent during the year-Recurrent nature			(27,937,820)				(27,937,820)
Transfer revaluation reserve to accumulated fund	59,315,922	(59,315,922)					-
Balance as at 31st December 2019	(279,199,989)	1,416,645,179	1,567,937,753	81,946,192	2,472,351,225	2,979,574,730	8,239,255,089

STATEMENT OF CHANGES IN EQUITY FOR THE YEAR ENDED 31ST DECEMBER 2020

	Accumulated Fund	Revaluation Reserves	Capital grant - spent	Capital grant- unspent	Special grants & Donation	Spent Grants- Capital WIP	Total
Balance as at 01st January 2020	(279,199,989)	1,416,645,179	1,567,937,753	81,946,192	2,472,351,225	2,979,574,730	8,239,255,089
Surplus/(Deficit) for the year	(68,492,160)						(68,492,160)
Prior year adjustment relating to income	19,857,162						19,857,162
Prior year adjustment relating to payments	(1,118,983)						(1,118,983)
Adjustment relating to construction projects		1,844,732					1,844,732
Transfer capital grant spent-capital work in progress			2,979,574,730			(2,979,574,730)	-
Amortisation -2020			(320,493,852)		(115,786,930)		(436,280,782)
Donations received during the year					274,438,960		274,438,960
Transfer capital grant unspent to spent			832,697,827	(832,697,827)			-
Funds received during the year				869,835,356			869,835,356
Grants spent during the year-Capital nature			(3,377,245)				(3,377,245)
Grants spent during the year-Recurrent nature			(19,245,839)				(19,245,839)
Transfer revaluation reserve to accumulated fund	51,822,264	(51,822,264)					-
Balance as at 31st December 2020	(277,131,706)	1,366,667,647	5,037,093,375	119,083,721	2,631,003,256	-	8,876,716,291

WAYAMBA UNIVERSITY OF SRI LANKA

CASH FLOW STATEMENT FOR YEAR ENDED 31ST DECEMBER 2020

	YEAR 2020	YEAR 2019
	Rs.	Rs.
CASH FLOWS FROM OPERATING ACTIVITIES		
Surplus /(deficit) from ordinary activities	(68,492,160)	(205,502,778)
Add : Non- cash movements		
Depreciation	488,103,047	464,780,818
Provision for Gratuity	52,356,369	160,970,932
Gratuity Paid	(14,353,218)	(6,664,325)
Prior Year Adjustments - Payment in respect of past years	(1,118,983)	-
Prior Year Adjustments - Income in respect of past years	8,679,514	3,286,356
Adjustment to revaluation reserve	1,844,732	23,088,016
Amortization of Government Grants & Donations	(436,280,783)	(405,464,896)
(Increase) / Decrease In Stocks	2,654,107	4,070,315
(Increase) / Decrease In Trade & other Receivables	1,716,961	(2,835,485)
(Increase) / Decrease In Loans to Staff	(1,192,202)	1,754,614
(Increase) / Decrease In Advances to Staff	(544,250)	(1,450)
(Increase) / Decrease In Supplies & Services Advances	2,351,705	(2,582,970)
(Increase) / Decrease In Prepayments	662,630	518,469
(Increase) / Decrease In Capital Advance	(303,743,577)	185,919,538
(Increase) / Decrease In Other Current Assets	(18,535,101)	(3,241,215)
Increase / (Decrease) In Sundry Creditors	(68,959,139)	1,135,135
Increase /(Decrease) In Deposits	(549,324)	279,979
Increase /(Decrease) In Expense Creditors	(12,811,471)	4,053,792
Increase /(Decrease) In Other Current Liabilities	159,943,325	11,086,343
Net cash flows from operating activities	(208,267,820)	234,651,187
(a) Net cash flows from operating activities	(208,267,820)	234,651,187
CASH FLOWS FROM INVESTING ACTIVITIES		
Purchase of Property plant and equipment	(3,174,665,472)	(523,145,172)
Restricted Fund Investments	(8,607,974)	(13,986,111)
Capital Work in Progress	2,566,949,081	(835,727,713)
Endowment Fund	59,269	11,473
(b) Net cash flows from Investing Activities	(616,265,097)	(1,372,847,524)

	YEAR 2020	YEAR 2019
	Rs.	Rs
CASH FLOWS FROM FINANCING ACTIVITIES		
Capital Grant : Rehabilitation & Improvements	47,882,000	64,150,000
Capital Grant : Acquisition of Assets	52,500,000	100,000,000
Capital Grant : Permanent Structures	79,118,000	71,800,000
Capital Grant : Others	2,500,000	7,000,000
Capital Grant : UGC	675,000,000	672,000,000
Capital Grant : AHEAD	-	252,000,000
Other Grant : Extension Programmes	12,357,044	5,353,302
Capital Grant : Others	478,311	5,635,532
Special Fund	15,264,258	8,446,667
Programme Development Fund	17,376,756	26,539,483
Capital Grant (Recurrent Nature)	(22,623,084)	(27,937,820)
(c) Net Cash flows from financing activities	879,853,284	1,184,987,164
Net increase/ (decrease) in cash and cash equivalents (a)+(b)+(C)	55,320,367	46,790,828
Cash and cash equivalents at beginning of period	184,038,146	137,247,318
	239,358,513	184,038,146

Notes to the Cash Flow Statement**(A)Cash and Cash Equivalent**

Cash and cash equivalents consist of cash on hand and balances with Banks & balances with Savings deposits. Cash and cash equivalents included in the cash flow statement comprise the following statement of financial position amounts:

Analysis Of Cash & Cash Equivalents

	As At 31/12/2020	As At 31/12/2019
People's Bank Kuliyaipitiya - A/C No :028100151586123	15,567,004	13,146,757
People's Bank Makandura - A/C No :100120000171	30,851,124	37,967,101
People's Bank Makandura - A/C No :100140000165	1,802,217	771,559
Bank Of Ceylon Kuliyaipitiya - A/C No :0002874770	28,125,069	4,672,686
Bank Of Ceylon Kuliyaipitiya - A/C No :00001473507	1,036,265	13,273,855
Bank Of Ceylon Kuliyaipitiya - A/C No :0001473508	18,249,236	9,073,251
Bank Of Ceylon Kuliyaipitiya - A/C No :0001473388	116,867,967	80,158,873
People's Bank Makandura - A/C No :100120000963	7,066,464	7,839,889
People's Bank - Makandura - A/C No : 100130041538	777,416	614,252
People's Bank - Makandura - A/C No : 100140044857	12,347,952	9,470,407
People's Bank - Makandura C/A 137100230000165	2,215,753	1,787,319
Bank Of Ceylon Kuliyaipitiya - A/C No :00085705517	890,813	-
	235,797,280	178,775,949

(Continue from previous page 11)

Savings Deposits

	As At 31/12/2020	As At 31/12/2019
	Rs.	Rs.
Saving Deposits - People's Bank Kuliyapitiya - S/A 001-3-1548782	443,879	427,331
Sampath Bank - Kuliyapitiya - S/A 102361000585	-	1,761
Bank of Ceylon - Kuliyapitiya - S/A No. 76183365	999,750	665,780
Bank of Ceylon - Kuliyapitiya - S/A No. 76183353	158,205	517,749
Bank of Ceylon - Kuliyapitiya - S/A No. 76183339	82,448	332,327
Bank of Ceylon - Kuliyapitiya - S/A No. 76183268	384,838	255,308
Saving Deposits - People's Bank Kuliyapitiya - S/A 028200131586123	643,705	669,898
Saving Deposits - People's Bank Makandura S/A 137-2001-1-0000171	509,005	1,213,504
Saving Deposits - People's Bank Makandura S/A 137-2002-1-0044857	162,881	560,093
Saving Deposits - People's Bank Kuliyapitiya S/A 137-2002-0-0041538	33,714	29,272
Saving Deposits - People's Bank Kuliyapitiya S/A 137-2001-2-0044857	121,893	589,174
Bank of Ceylon - Kuliyapitiya - S/A No. 85623021	20,916	-
	3,561,233	5,262,197
Total Cash & Cash equivalents	239,358,513	184,038,146

(b)Property, Plant and Equipment

Additions During the period is as follows:

	Cost	Cost
Government Grant - Capital	3,174,665,472	523,145,172
Special Grant		
Donation- Hostels	-	733,741,516
Donation - AHEAD	259,545,116	94,251,271
Donation - AHEAD-Building	261,952,575	-
Donation - NRC grant	2,832,100	-
Donation -Sathuta Builders	1,138,960	-
Donation -Others	921,775	-
Donation -Library Books	48,434	7,112,683
	526,438,960	835,105,470
Total additions	3,701,104,432	1,358,250,642

WAYAMBA UNIVERSITY OF SRI LANKA
FINANCIAL STATEMENTS 2020

SIGNIFICANT ACCOUNTING POLICIES

1. Reporting Entity

Wayamba University of Sri Lanka has been incorporated under the Universities Act No.16 of 1978, and located at the Kandulla, Kuliyaipitiya, Sri Lanka.

1.1. Date of Authorization for Issue

The Financial Statements of the Wayamba University of Sri Lanka were authorized for issue by the Council dated on 23rd February 2021.

1.2. Reporting Period

The financial period of the University represent from 01st January 2020 to 31st December 2020.

2. Summary of Significant Accounting Policies

2.1 Statement of Compliance

The Financial Statements of the University have been prepared and presented in accordance with Sri Lanka Public Sector Accounting Standards (SLPSAS's). However Sri Lanka Accounting Standards also have been used in the areas where no Public Sector Accounting Standards are available. These Financial Statements comprise the statement of Financial Position, Statement of Financial Performance, Statement of Cash flows, Changes in equity and Notes to the Financial Statements.

2.2 Basis of measurement

The Financial Statements of the Wayamba University of Sri Lanka have been prepared on the historical cost basis and apply consistently. When there are material deviations of the cost from the fair value, fair value has been used as measurement basis.

2.3 Materiality and Aggregation

Each material class of similar items have been presented separately in the financial statements. Items of dissimilar nature or function have been presented separately unless they are immaterial.

2.4 Offsetting

Assets and liabilities, revenue and expenses have not been offset unless required or permitted by SLPSAS and Sri Lanka Accounting Standards.

2.5 Comparative Figures

Comparative figures have been adjusted to confirm to changes in presentations in these financial statements where required according to the Sri Lanka public sector accounting standards.

WAYAMBA UNIVERSITY OF SRI LANKA
FINANCIAL STATEMENTS 2020

2.6 Functional and Presentation Currency

The financial statements are presented in Sri Lanka Rupees, which is the University's functional and presentation currency.

2.7 Going Concern

The financial statements have been prepared on the going concern basis.

2.8 Events after the Reporting Period

All material events after the reporting date has been considered and where appropriate adjustments or disclosures wherever necessary have been made in the Financial Statements.

2.9 Transaction of Foreign Currencies and Balances

Foreign currency transactions are translated into the functional currency using the exchange rates prevailing at the dates of the transactions. Foreign exchange gains and losses resulting from the settlement of such transactions and from the translation at year end exchange rates of monetary assets and liabilities denominated in foreign currencies are recognized in the statement of financial performance.

2.10 Rounding

The amounts in financial statements have been rounded-off to the nearest rupee, except otherwise indicated as permitted by the Sri Lanka Public Sector Accounting Standards.

2.11 Property, Plant & Equipment

(a). Recognition and Measurement

Property, Plant & Equipment are recorded at cost less accumulated depreciation.

(b). Initial Cost

The cost of Property, Plant & Equipment comprises its purchase or construction cost and any directly contributable cost of bringing the asset to working condition for its intended use.

(c). Subsequent Cost

Under the recognition principle of cost, the University does not recognize in the carrying amount of an item of property, plant and equipment the cost of the day-to-day servicing of the item.

WAYAMBA UNIVERSITY OF SRI LANKA
FINANCIAL STATEMENTS 2020

Rather these costs are recognized in surplus or deficit as incurred. Costs of day-to-day servicing are primarily the costs of labour and consumables, and may include the cost of small parts. The purpose of these expenditures is often described as for the “repairs and maintenance” of the item of property, plant and equipment.

(d). Depreciation

Depreciation is charged to the statement of financial performance on the straight line basis at the following rates per annum in order to write off the cost of such assets over their estimated useful lives.

Land	-
Buildings	5%
Furniture & Fittings	10%
Electricity Distribution	10%
Water Supply Scheme	10%
Plant, Machinery & Tools	10%
Office & Other Equipment	20%
Library Books & periodicals	20%
Motor Vehicles	20%
Lab & Teaching Equipment	20%
Cloaks	20%
Software	20%
Other Fixed Assets	20%

Depreciation of an asset begins when it is available for use and ceases at the date that the asset is de-recognized or fully depreciated.

Depreciation is provided on pro rata basis on the assets purchased/ constructed/ disposed during the year.

(e). Measurement after recognition

(i) Revaluation model

After initial recognition all the property, Plant & Equipment except library books have been carried at revalued amount, being fair value at the date of revaluation less any subsequent accumulated depreciation and impairment loss.

Revaluation surplus may be transferred to the general reserve proportionately as the assets are used by the university. In such a case, the amount of the surplus transferred would be the difference between depreciation based on the revalued carrying amount of the assets and depreciation based on the assets original cost.

(ii) Cost model

Due to practical issues revaluation model cannot be used for library books, Therefore library books are shown at cost & written off on the straight line basis over period of five years.

WAYAMBA UNIVERSITY OF SRI LANKA
FINANCIAL STATEMENTS 2020

2.12 Capital Work- in - Progress

Capital expenses incurred which are not completed as at the reporting date are shown as Capital Work - in -Progress and Capital Work - in - progress would be transferred to Property, Plant and Equipment when it is available for use.

Even though some constructions were concluded during the year they were shown as work in progress as the total commitments were not settled and they were not taken over by the University.

2.13 Investments

Investments represent investment in fixed deposits and savings accounts. These investments have been accounted in compliance with SLFRS 09. The investment in fixed deposits and savings accounts have been classified as financial instrument measured at amortized cost as per SLFRS 09

They are initially measured at fair value and subsequently measured at amortized cost by using effective interest rate as required by SLFRS 09.

2.14 Assets

Assets are resources controlled by the University as a result of past events and from which future economic benefits or service potential are expected to flow to the University.

2.15 Current Assets

An asset shall be classified as current when it satisfies any of the following criteria:

- (a). It is expected to be realized in, or is held for sale or consumption in, the University's normal operating cycle;
- (b). It is held primarily for the purpose of being traded;
- (c). It is expected to be realized within twelve months after the reporting date; or
- (d). It is cash or a cash equivalent (as defined in SLPSAS 2) unless it is restricted from being exchanged or used to settle a liability for at least twelve months after reporting date.

All other assets shall be classified as non-current assets.

2.16 Inventories

Inventories are stated at cost and determined on First in First out (FIFO) basis and the verified stock values were taken in to the statement of financial position. Physically verified stock schedules of all the stores are sent separately.

WAYAMBA UNIVERSITY OF SRI LANKA
FINANCIAL STATEMENTS 2020

2.17 Trade & Other Receivables

Receivables are stated at the amounts they are estimated to be realized.

2.18 Advances to Staff

Advances to staff comprise, festival Advances, Salary advance and Special advances.

2.19 Cash & Cash Equivalents

Cash & cash equivalents comprise cash in hand and at bank.

2.20 Accounting for Government Grants

2.20.1 Recurrent Grant

Recurrent grants are recognized in the Statement of Financial Performance on cash basis. Cost of rehabilitation of PPE and capital grants for construction and new work are recognized either as work in progress or Capital Assets where necessary.

2.20.2 Capital Grants

Government Grants for the Capital expenditure has presented in the Financial Statements in accordance with the LKAS 20. According to the LKAS 20 Capital Grants has been recognized as deferred income in the statement of financial position and amortized over the useful life of the asset as follows.

<i>Asset Type</i>	<i>Useful Life</i>
Land	-
Buildings	20 Years
Furniture & Fittings	10 Years
Electricity Distribution	10 Years
Water Supply Scheme	10 Years
Plant, Machinery & Tools	10 Years
Office & Other Equipment	05 Years
Library Books & periodicals	05 Years
Motor Vehicles	05 Years
Lab & Teaching Equipment	05 Years
Cloaks	05 Years
Software	05 Years
Other Fixed Assets	05 Years

Since the land has an unlimited useful life, it has not been considered for amortization.

2.21 Liabilities & Provisions

All known liabilities as at the financial position date are included in the Financial Statements and adequate provisions are made for liabilities which are known to exist but the amount of which cannot be determined accurately.

WAYAMBA UNIVERSITY OF SRI LANKA
FINANCIAL STATEMENTS 2020

Obligations payable on demand or within one year of the financial position date are treated as current liabilities in the statement of financial position. Liabilities payable after one year from the financial position date are treated as non-current liabilities in statement of financial position.

2.22 Endowment Fund

Endowments funds include restricted donations received by the University and investment returns generated from endowments fund are used in accordance with the various purpose established by the donors.

2.23 (a) Defined Contribution Plans

Employees of the University are entitled for Universities Provident Fund (UPF) and Employees Trust Fund (ETF) in line with respective statutes and regulations. The University contributes 7% and 3% on gross emoluments of the employees to the Universities Provident Fund and to the Employee's Trust Fund respectively. Further University contributes 8% on gross emoluments of the employees to the Universities Pension Fund as a retirement benefits. These are recognized as expense in the statement of financial performance as incurred.

(b) Defined Benefit Plans

A defined benefit plan is a post-employment benefit plan other than a defined contribution plan. The defined benefit is calculated by independent actuarial valuer using projected unit credit method as recommended by SLPSAS 19 "Employee benefits". The present value of the defined benefit obligation is determined by discounting the estimated future cash outflows using interest rates that are denominated in the currency in which the benefits will be paid and that have terms to maturity approximating to the terms of the related liability. The present value of the defined benefit obligations depends on a number of factors that are determined on an actuarial basis using number of assumptions about discount rate, future salary increments & mortality rates. The rates used in determining the defined retirement benefit obligations are given in Note 17. Any changes in these assumptions will impact the carrying amount of defined benefit obligations.

Provision has been made for retirement gratuities from the beginning of service for all employees, in conformity with SLPSAS 19 on employee benefits. Provision are made to all employees those who become eligible under the Gratuity Act No.12 of 1983, the liability to an employee arises only on

WAYAMBA UNIVERSITY OF SRI LANKA
FINANCIAL STATEMENTS 2020

completion of 5 years of continued service. This provision is not fully externally funded. However an external fund of Rs.5Mn was established as per the UGC, Audit Committee decision. (Minutes of the 4th meeting of the Accounting Treatment Committee - Paragraph No.09)

2.24 Current Liabilities

Current Liabilities are those, which fall due for payment on demand or within one year from the financial position date. Non-Current Liabilities will fall due for payment one year or more after the financial position date.

The goods delivered and the payments made in 2021, in respect of purchase orders placed during the year 2020 were not considered as accrued expenses for 2020 as per Treasury Circular No.111.

2.25 Taxation

The University is exempt from Income Tax under the Inland Revenue Act No.24 of 2017.

2.26 Contingent Liabilities and Contingent assets

A contingent liability is a possible obligation that arises from past events whose existence will be continued by the occurrence or non-occurrence of one or more uncertain future events beyond the control of the programme or a present obligation that is not recognized because it is not probable that an outflow of resources will be required to settle the obligation.

A contingent liability also arises in extremely rare cases where there is a liability that cannot be measured reliably. The uncertainty does not recognize a contingent liability but disclose its existence in the financial statement.

A contingent asset is a possible asset that arises from past events whose existence will be confirmed by the occurrence or non-occurrence of one or more uncertain future events beyond the control of the university. The university does not recognize contingent asset but discloses its existence where inflow of economic benefits are probable but not virtually certain.

2.27 Income & Expenditure Recognition.

2.27.1 Revenue

(a) Government Grant for Recurrent Expenditure, Student Bursaries and Mahapola, etc. are recognized in the Statement of Financial Performance on Cash basis.

WAYAMBA UNIVERSITY OF SRI LANKA
FINANCIAL STATEMENTS 2020

(b) Interest Income from outside investments is recognized based on the effective rate of interest.

(c) Interest Income from Staff Loans is accounted based on the effective rate of interest.

(d) Revenue Generated from internal sources such as Income from Student Registration, Examination, Tuition & Library fees, Fee levying income, Medical fees. etc. are accounted on cash basis.

(e) Rent from properties; staff quarters, home rent, electricity & water charges are accounted on accrual basis.

(f) Hostel fees are accounted on accrual basis.

2.27.2 Expenditure

a. All Expenditure incurred in the running of the University and in maintaining the Capital Assets in a state of efficiency has been charged to the revenue in arriving at surplus/ deficit for the year.

b. All expenditure incurred in the acquisition, extension or improvement of assets of a permanent nature in order to carry on or increase the serving capacity of the University has been treated as Capital Expenditure.

2.28 Cash Flow Statement

The Cash Flow Statement has been prepared using the indirect method.

WAYAMBA UNIVERSITY OF SRI LANKA
FINANCIAL STATEMENTS 2020

2.29 Notes to the Financial Statements- 2020

Other disclosures.

2.29.1 Present status of sub-projects won by Wayamba University of Sri Lanka Accelerating Higher Education Expansion and Development Operation (AHEAD)

The development of the higher education sector is of central importance to enable Sri Lanka to make the transition from a Lower-Middle Income Country (LMIC) to an Upper Middle-Income Country (UMIC). Recognizing this, the Government of Sri Lanka (GoSL) and the World Bank have agreed to support the higher education sector through a World Bank funded project titled “Accelerating Higher Education Expansion and Development (AHEAD) operation.” The AHEAD operation is organized in two components. The first is a Program Component that supports the national Higher Education Development Program. The second is a systems strengthening, capacity building and technical assistance component that will assist GoSL to strengthen the higher education sector and achieve the objectives of the AHEAD program by monitoring and evaluation, policy analysis, program coordination and communication. The implementing agency of the project is the Ministry of Education. (ME) There is an “Operations Monitoring and Support Team” (OMST) which coordinate and support all AHEAD activities among the ME, UGC, and the universities.

The AHEAD has three Results Areas (RA):

Results Area 1: Increasing Enrolment in Priority Disciplines for Economic Development

Results Area 2: Improving the Quality of Higher Education

Results Area 3: Promoting Research, Development and Innovation.

Grants under RA2 and RA3 are awarded under competitive basis. The units of the universities (faculties and departments, and research teams) got opportunity to submit proposals. During the last couple of years, the OMST called proposals for such awards and the updated list of awards received to WUSL is given in the table.

The Operations Technical Secretariat (OTS) established by the university to assists the faculties, departments and other units in implementation of their subprojects, particularly in handling financial and procurement activities and advising them in timely implementation of their projects. The OTS is operated by a staff comprising both fulltime staff and part time staff.

Grant Type	Awardee	Approved Grant amount (LKR)	Expenditure as at 31.12.2020 (LKR)	Present Status
STEM expansion – Round 1,2 & 3	Faculty of Medicine	235 million	147.51 million	In implementation
	Faculty of Technology	140 million	80.33 million	In implementation
	Faculty of Livestock, Fisheries & Nutrition	21.86 million	00	In implementation
Civil Construction	Faculty of Medicine	252 million	252 million	Completed
	Faculty of Technology	508 million	00	In implementation
ELTA-ELSE Faculty Development Programme	Faculty of Livestock, Fisheries & Nutrition- Round 1	120 million each	28.78 million	Agreement signed on 27 th May 2019. In implementation
	Faculty of Business Studies & Finance - Round 1		30.07 million	Agreement signed on 17 th May 2019. In implementation
	Faculty of Agriculture & Plantation Management- Round 2		8.70 million	Agreement signed on 08 th October 2019. In implementation
ELTA-ELSE Department Development Programme	Dept. of Applied Nutrition	18 million each per grant	1.88 million	Agreement signed 28 th August 2019. In implementation
	Dept. of Aquaculture & Fisheries		1.70 million	Agreement signed on 29 th august 2019. In implementation
Doctoral Scholarship	07 Scholarship Awardees	9 million per awardee	30.89 million	In Implementation
UBL Cells	Business Incubation Center	13 million	5.52 million	Agreement signed on 17 th July 2018. In implementation
ICE	Department of Food Science & Technology, Faculty of Livestock, Fisheries & Nutrition	40 million	33.74 million	Agreement signed on 13 th October 2018. In implementation
DOR	Department of Food Science Technology	40 million	30.28 million	Agreement signed on 29 th March 2019. In implementation
	Department of Aquaculture & Fisheries	40 million	6.70 million	Agreement signed on 21 st May 2019. In implementation
	Department of Livestock & Avian Science	40 million	21.17 million	Agreement signed on 29 th May 2019. In implementation
	Faculty of Agriculture and Plantation Management	40 million	8.73 million	Agreement signed on 2 nd April 2019. In implementation
	Faculty of Applied Science	10 million	2.21 million	Agreement signed on 1 st November 2019. In implementation
OTS Staff Allowance and salaries			9.43 million	
Total		1838.86 million	699.64 million	

Total Funds Disbursed by OMST as at 31.12.2020

- Rs.699.75 million

Total Expenditure as at 31.12.2020

- Rs.699.64 million

Balance as at 31.12.2020

- Rs.0.11 million

- STEM – Science, Technology, Engineering & Mathematic.
- ELTA ELSE – Enriching Learning, Teaching & Assessment and English Language Skills Enhancement.
- UBL – University Business Linkage.
- ICE – Innovation Commercialization Enhancement.
- DOR – Development Oriented Research.

WAYAMBA UNIVERSITY OF SRI LANKA
FINANCIAL STATEMENTS 2020

2.29.2 Wayamba University Township Development Project

The project is designed to develop academic facilities and infrastructure of the university as well as re enforce the livelihood of the people who live in immediate surrounding area of the university. The major objective of the above project is to establish a knowledge based self-reliant and sustainable community interactive system for the Wayamba University, Sri Lanka and covers Kuliypitiya premises and Makandura premises The project is implemented by the Ministry of Education.

The Saudi Fund for Development (SFD) has agreed to provide a concessional loan of SAR 105 Million (USD 28 Million) for the above project, as the loan charge 2% per annum and includes term of loan of 25 years including 5 year grace period.

The project started on 24th October 2017 as the agreement signed with Saudi Fund For Development & Democratic Socialist Republic of Sri Lanka. Initial project period is 3 years to implement the project and withdrawal period shall be end of January 2022.

Up to now the University received Rs: 608,100 worth lab equipment and Rs: 8,564,557 worth furniture from the Town ship project.

2.29.3 Revaluation of Property. Plant & Equipment

- (a). Land have been revalued by valuation department as at 31/12/2013 and revalued value of Kuliypitiya Premises is Rs: 285,750,000/- & Makandura Premises Rs: is Rs: 40,000,000/-.
- (b). Buildings, Electricity Supply and Water supply System revalued as at 31.12.2016, Other Fixed Asset categories except Library Books & Periodicals purchased up to 31.12.2013 revalued to the date of 31.12.2013 and Revaluation surplus has been transferred to revaluation reserve. If there is revaluation loss, it may be transferred to statement of financial performance. Motor Vehicles have been revalued by Automobile Association of Ceylon. The rest of the items have been revalued by internally appointed committees.
- (c). List of Property, Plant & Equipment as at 31/12/2019 has been given to the Valuation Department for revalue Property, Plant & Equipment. The Valuation Department has completed the verification and report has not yet been issued. Therefore impact of revaluation of Property, Plant & Equipment has to be adjusted in the Financial Statement in year 2021 when the report is received.

WAYAMBA UNIVERSITY OF SRI LANKA
FINANCIAL STATEMENTS 2020

2.29.4 Land for Faculty of Medicine

Action are being proceeded to acquire a land of 28 acres and 12.84 perches of land called “ Mahanugalanda Watte” for the Faculty of Medicine.

The said land had been valued for Rs: 77,872,750.00 by the Department of Valuations. Administrative charges for the acquisition was Rs: 467,762.51 and a deposit of Rs: 16,500,000.00 has been made earlier by the University. Accordingly a sum of Rs: 61,840,512.21 has to be paid to the Divisional Secretary (Kuliyapitiya- West) to proceed the acquisition. The Chairman of UGC was requested through secretary, Ministry of Higher Education by the Vice-Chancellor of the University to allocate above funds and revise the original allocation of Rs. 70 Mn to 91 Mn for the acquisition process.

The amount to be paid to the “Mahanugalanda Watta” Land can not be calculated exactly, because the land should be valued by the Valuation Department and the interest (7%) should be calculated to the new valuation.

As informed by the Divisional Secretarial – Kuliyapitiya (West) there is a court case at District Court – Kuliyapitiya to seek the ownership of “Mahanugalanda Watta” Land. Until the decision of the District Court – Kuliyapitiya is given, the payment can not be done by the University.

NOTE 01 : CASH AT BANK

NO	NAME	As At 31/12/2020 Rs.	As At 31/12/2019 Rs.
1	People's Bank - Kuliyaipitiya (2310001) C/A No. 028100151586123	15,567,004.20	13,146,757.42
2	Bank of Ceylon - Kuliyaipitiya (2310002) C/A No. 0002874770	28,125,069.08	4,672,686.39
3	People's Bank - Makandura (2310003) C/A No. 100120000171	30,851,123.83	37,967,101.03
4	Bank of Ceylon - Kuliyaipitiya (2310004) C/A No. 0001473507	1,036,264.56	13,273,854.76
5	Bank of Ceylon - Kuliyaipitiya (2310005) C/A No. 0001473508	18,249,236.18	9,073,251.26
6	People's Bank - Makandura (2310006) C/A No. 100140000165	1,802,217.46	771,558.68
7	People's Bank - Makandura (2310007) C/A No. 100120000963	7,066,463.71	7,839,888.56
8	Bank of Ceylon - Kuliyaipitiya (2310008) C/A No. 0001473388	116,867,966.83	80,158,873.03
9	People's Bank - Makandura (2310009) C/A No. 100130041538	777,415.68	614,251.68
10	People's Bank - Makandura (2310010) C/A No. 100140044857	12,347,951.84	9,470,407.34
11	Bank of Ceylon - Kuliyaipitiya (2310011) C/A No. 00085705517	890,813.04	-
12	People's Bank - Makandura (2310012) C/A 137100230000165	2,215,753.38	1,787,318.77
Total		235,797,279.79	178,775,948.92

NOTE 02 : SAVINGS DEPOSITS

NO	NAME	As At 31/12/2020 Rs.	As At 31/12/2019 Rs.
1	Bank of Ceylon - Kuliyaipitiya (2310013) S/A No. 76183365	999,750.00	665,780.17
2	Bank of Ceylon - Kuliyaipitiya (2310014) S/A No. 76183353	158,205.49	517,749.32
3	Bank of Ceylon - Kuliyaipitiya (2310015) S/A No. 76183339	82,447.84	332,327.38
4	Bank of Ceylon - Kuliyaipitiya (2310016) S/A No. 76183268	384,837.64	255,307.61
5	Saving Deposits - People's Bank Kuliyaipitiya (2310017) S/A 028200131586123	643,704.50	669,898.01
6	Saving Deposits - People's Bank Makandura (2310018) S/A 137-2001-0-0000171	509,004.51	1,213,503.73
7	Saving Deposits - People's Bank Kuliyaipitiya (2310019) S/A 001-3-1548782	443,878.56	427,331.01
8	Saving Deposits - People's Bank Makandura (2310020) S/A 137-2002-1-0044857	162,880.81	560,092.55
9	Saving Deposits - People's Bank Makandura (2310021) S/A 137-2002-0-0041538	33,714.23	29,272.02
10	Saving Deposits - People's Bank Makandura (2310022) S/A 137-2001-2-0044857	121,893.03	589,173.99
11	Bank of Ceylon - Kuliyaipitiya (2310023) S/A No. 85623021	20,916.33	-
12	Sampath Bank - Kuliyaipitiya (2310024) S/A 102361000585	-	1,761.08
Total		3,561,232.94	5,262,196.87

NOTE 03 : TRADE AND OTHER RECEIVABLES

NO	NAME	As At 31/12/2020 Rs.	As At 31/12/2019 Rs.
1	Sundry Debtors - Kuliyaipitiya (2302001)	1,500.00	514,959.08
2	Sundry Debtors - Makandura (2302002)	197,780.00	-
3	Salary Debtors (2302004)	2,294,996.97	3,696,278.51
	Total	2,494,276.97	4,211,237.59

NOTE 04 : STOCKS

NO	NAME	As At 31/12/2020 Rs.	As At 31/12/2019 Rs.
1	Central Stores -Kuliyaipitiya (2301001)	4,987,277.95	5,789,705.33
2	Sub Stores -Makandura (2301002)	3,122,166.21	2,554,864.15
3	Maintenance Stores -Kuliyaipitiya (2301003)	6,350,167.48	8,035,494.57
4	Maintenance Stores -Makandura (2301004)	4,789,445.61	6,407,480.78
5	Chemical Stocks (2301005)	9,755,230.48	9,174,725.82
6	Drugs Stocks (2301006)	803,862.98	499,987.18
	Total	29,808,150.71	32,462,257.83

NOTE 05 : ADVANCES TO STAFF

NO	NAME	As At 31/12/2020 Rs.	As At 31/12/2019 Rs.
1	Festival Advances (2303009)	52,000.00	120,750.00
2	Salary Advance (2303010)	615,000.00	-
3	Special Advances (2303011)	6,800.00	8,800.00
	Total	673,800.00	129,550.00

NOTE 06 : CAPITAL ADVANCES

NO	NAME	As At 31/12/2020 Rs.	As At 31/12/2019 Rs.
1	Capital Advances - Contract (2305010)	377,009,873.78	73,269,296.46
2	Capital Advances - Supplies (2305011)	11,730.00	8,730.00
	Total	377,021,603.78	73,278,026.46

NOTE 07 : ADVANCES FOR SERVICES AND SUPPLIES

NO	NAME	As At 31/12/2020 Rs.	As At 31/12/2019 Rs.
1	Miscellaneous Advances -Kuliyapitiya (2305001)	61,795.00	132,620.00
2	Miscellaneous Advances - Makandura (2305003)	31,000.00	228,370.00
3	Supplies Advances (2305004)	265,252.17	2,544,137.93
4	Services Advances (2305007)	243,831.00	-
5	Diploma in English- Advance (2305013)	-	18,000.00
6	Research Advance (2305014)	26,500.00	-
7	Computer Courses- Advance (Makandura) (2305025)	-	1,955.00
8	Research Grants Advance (Makandura) (2305027)	-	55,000.00
	Total	628,378.17	2,980,082.93

NOTE 08 : OTHER CURRENT ASSETS

NO	NAME	As At 31/12/2020 Rs.	As At 31/12/2019 Rs.
1	Receivable Income (2302003)	4,669,145.94	3,863,686.25
2	Security Deposit (2305008)	6,911,611.45	6,124,086.45
3	Stamps Imprest (2305020)	14,915.00	66,955.00
4	Receivable Bursary (2308101)	8,040,000.00	3,660,200.00
5	Receivable Mahapola (2308103)	12,781,650.00	-
6	Money Due from Self funded courses (230701)	67,715.07	235,009.18
	Total	32,485,037.46	13,949,936.88

NOTE 09 : INVESTMENTS - LONG TERM

NO	NAME	As At 31/12/2020 Rs.	As At 31/12/2019 Rs.
1	Self Finance Programme Surplus (225001)	110,114,107.23	108,050,323.19
2	Fund Investments (226001)	75,211,132.20	68,666,941.89
	Total	185,325,239.43	176,717,265.08

NOTE 10 : PROPERTY, PLANT & EQUIPMENT - (COST)

NO	ASSETS	COST AS AT 01/01/2020	ADDITIONS (DURING THE YEAR)-2020			COST AS AT 31/12/2020
			UNIVERSITY FUNDS	DISPOSE ASSETS	SPECIAL GRANT & DONATION	
		1	2	3	4	5=(1+2+3+4)
1	Land (2101003)	525,285,583.69	292,672,350.25	-	-	817,957,933.94
2	Buildings (2101004)	4,926,852,824.56	2,543,889,186.94	-	263,091,535.00	7,733,833,546.50
3	Furniture & Fittings (2106001)	350,467,438.66	7,698,650.96	-	18,592,526.15	376,758,615.77
4	Office Equipment (2102003)	477,924,958.90	32,238,911.23	-	60,513,387.38	570,677,257.51
5	Lab & Teaching (2103002)	544,923,289.00	3,987,338.00	-	179,910,077.93	728,820,704.93
6	Library Books & Periodicals (2104001)	142,863,945.29	1,042,233.67	-	48,433.96	143,954,612.92
7	Motor Vehicle (2105001)	69,720,000.00	270,000.00	-	-	69,990,000.00
8	Electricity Supply (2108001)	53,482,158.68	99,733,484.81	-	-	153,215,643.49
9	Plant & Machinery (2109001)	33,518,935.01	54,000,000.00	-	-	87,518,935.01
10	Software Package (2109005)	7,375,596.24	95,000.00	-	4,283,000.00	11,753,596.24
11	Water Supply Scheme (2107001)	270,599,672.96	139,012,666.55	-	-	409,612,339.51
12	Cloaks (2109002)	2,037,400.00	25,650.00	-	-	2,063,050.00
	Total (Rs.)	7,405,051,802.99	3,174,665,472.41	-	526,438,960.42	11,106,156,235.82
						2020 Account. Statements

(Contd.)

NOTE 10 : PROPERTY, PLANT & EQUIPMENT - (DEPRECIATION)

NO	ASSETS	ACCUMULATED DEPRECIATION AS AT 01/01/2020	OPENING BALANCE ADJUSTMENT DEPRECIATION J/C091 J/C0114	DEPRECIATION FOR THE YEAR			OPENING BALANCE J/C092	DEPRECIATION FOR THE YEAR			TOTAL DEPRECIATION DURING THE YEAR	ACCUMULATED DEPRECIATION AS AT 31/12/2020	NET VALUE AS AT 31/12/2020
				8	9	10		J/C113, J/C122	SPECIAL GRANT & DONATION J/C113	J/C113, J/C122			
		6	7	8	9	10	11=(8+9+10)	12=(6+7+11)	13=(5-12)				
1	Land	-	-	-	-	-	-	-	-	-	-	-	817,957,933.94
2	Buildings (270002)	656,689,661.78	(54,090.41)	246,342,641.23	10,551,996.63	1,050,000.00	257,944,637.86	914,580,209.23				6,819,253,337.27	
3	Furniture & Fittings (270003)	103,495,154.99		35,046,743.87	285,979.83		35,332,723.70	138,827,878.69				237,930,737.08	
4	Office Equipment (270004)	246,957,156.65	(2,734,983.63)	75,727,792.78	1,120,995.66	2,150.00	76,850,938.44	321,073,111.46				249,604,146.05	
5	Lab & Teaching (270005)	339,363,768.10	(8,376,783.10)	72,352,631.52	181,636.05		72,534,267.57	403,521,252.57				325,299,452.36	
6	Library Books & Periodicals (270006)	118,368,479.26		5,594,070.10	166,622.58		5,760,692.68	124,129,171.94				19,825,440.98	
7	Motor Vehicle (270007)	69,720,000.00		-	36,000.00		36,000.00	69,756,000.00				234,000.00	
8	Electricity Supply (270008)	12,911,436.41	(3,542.96)	5,348,215.87	792,139.81		6,140,355.68	19,048,249.13				134,167,394.36	
9	Plant & Machinery (270012)	279,324.46		3,351,893.50	450,000.00		3,801,893.50	4,081,217.96				83,437,717.05	
10	Software Package (270009)	4,700,908.93	(8,250.00)	1,325,039.25	1,583.33		1,326,622.58	6,019,281.51				5,734,314.73	
11	Water Supply Scheme (270010)	77,988,111.15		27,059,967.30	1,158,688.89		28,218,656.19	106,206,767.34				303,405,572.17	
12	Cloaks (270011)	1,809,493.34		154,975.83	1,282.50		156,258.33	1,965,751.67				97,298.33	
	Total (Rs.)	1,632,283,495.07	(11,177,650.10)	472,303,971.25	14,746,925.28	1,052,150.00	488,103,046.53	2,109,208,891.50				8,996,947,344.32	

WAYAMBA UNIVERSITY OF SRI LANKA

FINANCIAL STATEMENTS 2020

WORK IN PROGRESS 2020 (2110001)

No	Contract No.	Name of the Project	Contractor	Ledger No.	Value of Work as at 31.12.2020	Value of Work as at 31.12.2019
A	B	C	D	E	F	G
		Permanent Construction				
1	WUSL/CW/2012/K/04	Planting of grass and other improvement of the Play ground -Kuliyapitiya	Ananda Construction HMPP Kumara JHRP Amarasinghe Pinnacle Engineering Services Antony Builders SEC	(8) 18, (8) 50- (8) 53	-	35,259,955.99
2	WUSL/CW/2010/02	Faculty Building Stage III - FLFN, Makandura	SEC	(8) 48, (9) 17, (10) 18, (10) 35, (10) 64, (10) 90, (11) 16, (11) 53	-	169,326,036.80
3	WUSL/CW/2008/44	Health Centre Stage II, Makandura	LM Construction SEC	(9) 11 (09) 21	-	9,154,944.21
4	WUSL/CW/2010/01	Construction work of proposed faculty building Stage III (Final) FAS, Kuliyapitiya	Antony Builders Mr.SLH Gamage, Mr.GDD Perera, Mr.RA Gunapala	(9) 27, (10) 19, (10) 27, (10) 32, (10) 62	-	350,734,068.71
5	WUSL/CW/2014/01	Construction of Faculty Building Stage III FAPM, Makandura	Antony Builders	(10) 76, (10) 102, (11) 25	-	200,882,117.20
6	WUSL/CW/2014/04	Laboratory building to introduce Engineering Technology Degree Programme, Kuliyapitiya	Antony Builders	(10) 74, (11) 01, (11) 13	-	246,027,946.05
7	WUSL/CW/2016/02	Design & Construction of Proposed Faculty of Medicine, Kuliyapitiya	Sathuta Builders	(10) 93, (11) 02, (11) 12, (11) 20, (11) 29, (11) 34, (11) 40	-	1,927,823,263.02
8	WUSL/CW/2015/01	Extension to the Faculty Building of the Livestock, Fisheries & Nutrition, Makandura	Central Engineering Services (Pvt) Ltd	(11) 27, (11) 45	56,630,132.01	8,367,987.94
9	WUSL/CW/2014/04 (B)	Design & Construction of Proposed Faculty of Technology, Kuliyapitiya	Sathuta Builders	(11) 42	87,323,077.37	-
10	WUSL/CW/2018/03	Construction & Completion of Family Quarters Stage II, Kuliyapitiya	MRT Construction	(11) 55	11,092,764.56	-

No	Contract No.	Name of the Project	Contractor	Ledger No.	Value of Work as at 31.12.2020	Value of Work as at 31.12.2019
A	B	C	D	E	F	G
Rehabilitation Works						
11	WUSL/CW/2011R/K/47	Construction of an Overhead Water Tank 20,000L capacity at Kuliyaipitiya	RE Weerakoon Construction	(7) 32	-	2,972,349.63
12	WUSL/CW/2013R/M/10	Improvement of rear side garden FLFN	Didula Builders	(9) 06	-	798,377.50
13	WUSL/CW/2014R/M/17	Construction of Meter Cubical, Makandura	Didula Builders	(10) 06	-	253,600.00
14	WUSL/CW/2015R/M/13	Construction of Business Incubating Office at Makandura - Fabrication of Steel Roof	Didula Builders	(10) 42	-	478,104.00
15	WUSL/CW/2016R/M/18	Construction work of Lecture Hall at FAPM, Makandura	Didula Builders	(10) 75	-	9,275,636.00
16	WUSL/CW/2017R/M/04	Construction of the Entrance Road to the FLFN, Makandura	Didula Builders	(10) 87	-	2,968,240.00
17	WUSL/CW/2018R/M/03	Retaining Wall at Four numbers two storied staff quarters (Retaining Wall behind the Academic Family Quarters), Makandura	Neth Ithira Builders	(11) 05	-	4,373,131.14
18	WUSL/CW/2017R/K/10	Proposed Extension to the Canteen of BSF Premises, Kuliyaipitiya	Didula Builders	(10) 107	-	4,940,362.00
19	WUSL/CW/2018R/K/10	Additional Fabrications for Temporary Laboratories, Erection of Temporary Shed for Medical Students Waiting Area - Faculty of Medicine	Jayamaha Construction	(11) 30	-	657,854.00
20	WUSL/CW/2018R/K/08	Construction of Sewerage Pits (02 Nos.) for Four Storied 100 Rooms Hostel Building 08, A/B for Faculty of Medicine, Kuliyaipitiya	Neth Ithira Builders	(11) 31	-	1,896,499.74
21	WUSL/CW/2018R/K/05	Construction work of the upper floor of facility block at Administration building, Kuliyaipitiya	Abhises Engineering (Pvt) Ltd	(11) 33	-	3,333,656.31
27	WUSL/CW/2019R/M/02	Rectification and refurbishment of entire power distribution system, Makandura	Uni-Tec Lanka Engineering Co. (Pvt) Ltd	(11) 37	5,579,675.00	-
Other Works						
43	-	Constructing a Animal Cage of the Animal Unit - Dept. of Livestock & Avian Sciences	-	SAB/supplies	-	50,600.00
Ledger Balance					160,625,648.94	2,979,574,730.24

NOTE 12 : LOANS TO STAFF

NO	NAME	As At 31/12/2020 Rs.	As At 31/12/2019 Rs.
1	Distress Loans (2303001)	49,301,936.46	45,633,529.17
2	Staff Loans (2303002)	345,320.00	451,740.00
3	Vehicle Loans (2303003)	2,737,886.00	4,405,171.00
4	Computer Loans (2303004)	1,164,000.00	1,866,500.00
	Total	53,549,142.46	52,356,940.17

NOTE 13 :SUNDRY CREDITORS

NO	NAME	As At 31/12/2020 Rs.	As At 31/12/2019 Rs.
1	Sundry Creditors - Makandura (162001)	105,612.39	201,050.00
2	Supplies Creditors (162002)	22,941,386.66	17,243,487.18
3	Sundry Creditors - Kuliyapitiya (162003)	95,058.00	2,483,202.50
4	Money Retention on Construction (166001)	148,965,899.73	218,617,981.44
5	Money Retention on Supplier (166004)	1,463,969.63	3,985,344.63
	Total	173,571,926.41	242,531,065.75

NOTE 14 : DEPOSITS

NO	NAME	As At 31/12/2020 Rs.	As At 31/12/2019 Rs.
1	Tender Deposits (16101001)	507,909.45	804,678.50
2	Security Deposits - Kuliyapitiya (16101002)	594,945.00	826,000.00
3	Unclaimed Bursary Payments (16101004)	-	20,000.00
4	Security Deposits - Makandura (16101008)	65,000.00	66,500.00
5	Refundable Deposits - Makandura (16101009)	3,000.00	3,000.00
6	Library Deposits (Post Graduate) (16103001)	5,000.00	5,000.00
	Total	1,175,854.45	1,725,178.50

NOTE 15 : EXPENSE CREDITORS

NO	NAME	As At 31/12/2020 Rs.	As At 31/12/2019 Rs.
1	Accrued Expenses - Payment Division (163002)	28,989,013.81	40,085,488.40
2	Accrued Expenses - Makandura (163003)	2,693,128.73	3,545,048.07
3	Accrued Expenses - Salaries Division (163004)	8,632,219.16	10,640,296.27
4	Accrued Expenses - Account Division (163005)	1,793,000.00	900,000.00
5	Accrued Expenses - FOM (163006)	252,000.00	-
	Total	42,359,361.70	55,170,832.74

NOTE 16 : OTHER LIABILITIES

NO	NAME	As At 31/12/2020 Rs.	As At 31/12/2019 Rs.
1	National Science Foundation - Makandura (133106)	1,513,085.64	2,843,109.47
2	U.G.C (P.G.R) (133109)	-	3,007.06
3	National Science Foundation - Kuliapitiya (133111)	105,544.30	271,464.30
4	BMZ IWMI Project (133115)	-	114,604.60
5	Biopolymer Research Grant (133116)	492,118.13	668,779.69
6	MNA- Research Grant (133117)	1,649,420.16	-
7	Unclaimed Cheques - Kuliapitiya (135002)	46,468.00	139,599.46
8	Unclaimed Salaries (135003)	-	11,862.64
9	Unclaimed Cheques - Makandura (135005)	10,550.00	47,850.00
10	Deve: of Ele: Device to Dete: Cocon: Oil (135007)	100,000.00	-
11	Post Graduate Diploma In Business Mgt (PGDBM) (135010)	14,157,472.16	8,731,157.37
12	External Training Courses (135012)	2,194,487.63	2,102,533.63
13	External Degree Programme in Plantation - Makandura (135014)	29,439,481.04	33,144,538.51
14	Diploma in English (135015)	8,297,731.62	14,372,708.54
15	AGRES (135016)	2,357,388.17	2,956,865.17
16	Master of Business Administration (135017)	4,886,063.77	159,770.13
17	CPFM & DPFM (135020)	1,280,697.64	1,164,889.91
18	Diploma In Insurance (135021)	210,997.91	210,997.91
19	Computer Unit - Makandura (135022)	7,212,252.94	8,112,357.77
20	ASBIRES (Symposium) (135023)	595,153.50	575,153.50
21	Staff Development Activities (135030)	-	448,973.70
22	Professional Diploma in Teaching Technology & Method: (135033)	28,170.76	1,093,188.89
23	Diploma In Food Business & Marketing (135034)	1,017,881.09	1,129,249.00
24	Higher Diploma In Insurance (135035)	1,108,357.65	1,771,177.92
25	Biotechnology Society (135036)	167,771.50	157,606.50
26	Grants from Peradeniya University (135037)	38,646.31	42,910.06
27	Sri Lanka Sustainable Energy Authority (135038)	78,957.00	78,957.00

NO	NAME	As At 31/12/2020 Rs.	As At 31/12/2019 Rs.
28	LFN-Symposium (135042)	323,035.54	168,295.54
29	Intensive Training Programme (135043)	-	251,494.98
30	Winc -2018 (International Conference) (135045)	5,959,417.79	6,140,800.79
31	CIAT (135046)	-	10,868.71
32	Diploma Course in Information Technology (135047)	3,937,559.56	1,887,685.56
33	FAO Funded Project (135049)	2,270,439.23	2,270,439.23
34	Capacity Development Programme (135050)	16,109.68	16,109.68
35	Industrial Membership Programme (135051)	732,300.00	419,800.00
36	Diploma in Software Application Development (DSAD) (135052)	6,053,747.24	3,779,752.98
37	Diploma in Banking & Financial Studies (135053)	-	24,456.44
38	Accounting Day- FBSF (135054)	90,516.00	90,516.00
39	FAPM Workshop & Training Programme (135055)	73,400.00	-
40	FLFN Workshop & Training Programme (135056)	48,000.00	48,000.00
41	Diploma In Business Management (135057)	2,073,677.93	2,195,308.28
42	Research Day Symposium (135058)	-	26,814.00
43	ASRITE-FAS (Electronics) (135060)	36,045.75	36,045.75
44	Higher Diploma in Tech Metholo: (135062)	134,825.50	818,191.40
45	ARSYM-FBSF 2017 (135065)	853,197.00	673,197.00
46	Conf: of Biofertilizer & Bio pesticides (135066)	447,490.36	447,490.36
47	Development & Research Programme (135067)	39,278.52	696,730.00
48	CABS (135068)	41,153.50	215,213.09
49	SRHDC-External Programme (135069)	3,204,748.90	2,415,179.27
50	Research Congress (135071)	57,674.00	56,420.00
51	ACIAR-Makandura (135072)	8,106,921.45	9,442,946.33
52	Organic Agriculture Project-IWMI (135073)	-	196,526.09
53	Higher Diploma in Banking & Finance Studies (135074)	-	24,000.00
54	Visiting Postgraduate Students-FLFN (135075)	4,905.02	12,915.02
55	Breach Of Contract Fund Investment Interest (135076)	912,228.32	341,874.35

NO	NAME	As At 31/12/2020 Rs.	As At 31/12/2019 Rs.
56	SACFIRE-FBSF (135077)	173,000.00	23,000.00
57	Master of Agri-Enterprise & Technology (135078)	2,946,627.50	7,746,997.95
58	Wayambin Deyata Exhibition (135080)	278,354.05	377,354.05
59	Sri Lanka Economic Research Conference (135083)	57.00	365,420.00
60	BSc Food Quality Mgt. External Degree (135084)	130,320.00	129,000.00
61	Higher Dip: in Software Engineering (135085)	1,875,137.60	-
62	WAYACiM-2020 (135087)	71,125.00	-
63	Scale-Up & Mapping Programme (135089)	4,224,779.34	-
64	Scholarship Payable (162004)	457,476.18	482,536.45
65	W.H.T Payable (162005)	-	141,618.52
66	Contractor Payable (162006)	299,023,774.50	137,511,706.42
67	Stamp Duty Payable- Kuliypitiya (162007)	68,625.00	87,400.00
68	W.H.T Payable- Makandura (162008)	-	23,871.00
69	Outreach Centre - Makandura (162011)	1,919,582.96	1,882,495.95
70	PAYE Tax Payable- Kuliypitiya (162014)	-	3,841,850.30
71	Stamp Duty Payable- Makandura (162015)	4,550.00	3,725.00
72	PAYE Tax Payable- Makandura (162017)	-	8,295.00
73	Liquidated Damages- Construction (162019)	22,724,480.25	20,680,866.86
74	Liquidated Damages- Supplies (162020)	2,472,536.36	2,472,536.36
75	APIT Payable- Makandura (162025)	6,588.00	-
	Total	448,782,381.95	288,839,057.44

NOTE 17 : PROVISION FOR GRATUITY (135001)

	As At 31/12/2020 Rs.	As At 31/12/2019 Rs.
Balance as at 01/01/2020	313,507,676.89	159,201,069.99
Add:		
Provision for the Year (17.1)	52,356,369.18	160,970,931.65
Less:		
Payments During the Year	(14,353,217.82)	(6,664,324.75)
Balance as at 31/12/2020	351,510,828.25	313,507,676.89

NOTE 17.1 : PROVISION FOR THE YEAR

	As At 31/12/2020 Rs.	As At 31/12/2019 Rs.
Interest Cost	32,848,291.00	Refer Note 17.2
Current Service Cost	25,549,389.18	
	58,397,680.18	
Net Actuarial (Gain)/ Loss recognised	(6,041,311.00)	
Total Provision for the Year	52,356,369.18	

Actuarial Valuation has been done base on the following assumptions.

Mortality : A 1967/70 Mortality Table

Disability : 10% of the Mortality Table

Staff Turnover Rates : Academic Staff : 1%, Non-Academic Staff : 0.5% p.a.

Normal Retirement Age : Academic Staff : 65 Years, Non-Academic Staff : 60 Years

Rate of Discount : 8% p.a.

Salary Escalation Rates : Basic Salary & Allowances : Academic 7% p.a. Non-Academic 5% p.a;
increments are due on appointment dates every year.

Valuation was done by Actuarial & Management Consultants (pvt) Ltd.

NOTE 17.2

Due to non availability of gratuity provision as at 31.12.2018 under actuarial valuation method compartive figures can not be disclosed.

NOTE 18 : CAPITAL -SPENT CAPITAL GRANT (111001)

NO	Description	As At 31/12/2020 Rs.	As At 31/12/2019 Rs.
1	Balance as at 01/01/2020	1,567,937,753.16	1,843,822,581.69
2	Adjustment in Respect of Previous Year	2,979,574,730.24	(440,740.00)
3	Transferred During the Year 2020	810,074,743.75	36,447,260.10
4	Amortization for the Year 2020	(320,493,852.11)	(303,920,583.00)
5	Amortization for the Previous Year	-	(7,970,766.00)
	Balance as at 31/12/2020	5,037,093,375.04	1,567,937,752.79

ALLOCATION FOR THE YEAR 2020	DESCRIPTION	1 BALANCE AS AT 01.01.2020	2 REC.TREASURY ALLOCATION YEAR 2020	3 REC.UGC ALLOCATION YEAR 2020	4 OTHER RECEIVED	5 ADJUSTMENT	6 PAYMENTS DURING THE YEAR 2020 CAPITAL NATURE	7 PAYMENTS DURING THE YEAR 2020 RECURRENT NATURE	8 TOTAL PAYMENTS DURING THE YEAR 2020 (6+7)	9 BALANCE AS AT 31.12.2020 (1+2+3+4-7)
47,882,000.00	1. Rehabilitation & Improvement (112002)	(55,888.14)	47,882,000.00		478,311.48		(42,153,505.74)	(1,305,017.27)	(43,458,523.01)	4,845,900.33
47,882,000.00		(55,888.14)	47,882,000.00		478,311.48		(42,153,505.74)	(1,305,017.27)	(43,458,523.01)	4,845,900.33
30,000,000.00	2. Acquisition of Assets (112001)	10,397,475.63	30,000,000.00			(372,566.24)	(28,490,020.94)	(478,098.92)	(28,968,119.86)	10,397,475.63
6,000,000.00	i. Plant, Machinery	1,878,648.92	6,000,000.00				(13,730.00)		(13,730.00)	2,537,962.82
3,000,000.00	ii. Furniture, Lab & Office Equipment	(3,798,886.96)	3,000,000.00				(378,100.00)	(580,670.00)	(958,770.00)	2,187,383.04
12,500,000.00	iii. Books & Periodicals	(831,948.75)	12,500,000.00							1,209,281.25
1,000,000.00	iv. Sports Goods	250.00	1,000,000.00							12,500,250.00
52,500,000.00	v. Land & Building		52,500,000.00			(372,566.24)				1,000,000.00
52,500,000.00	v. I. T.	7,645,538.84	52,500,000.00				(28,881,850.94)	(1,058,768.92)	(29,940,619.86)	29,832,352.74
475,000.00	3. Construction Projects (112003)	(474,429.79)	475,000.00							-
27,609,000.00	i. Faculty Building, Fac. Of AS	4,797,193.54	27,609,000.00				(37,406,133.05)		(37,406,133.05)	570.21
18,188,000.00	ii. Faculty Building, Fac. Of LFN	(5,376,121.08)	18,188,000.00				(12,810,571.90)		(12,810,571.90)	(4,999,939.51)
2,340,000.00	iii. Faculty Building, Fac. Of AFPM	(2,340,155.52)	2,340,000.00							1,307.02
400,000.00	iv. Faculty Building, Fac. Of BSF	400,619.73	400,000.00							(155.52)
46,000.00	v. Health Centre, Kuliyapiliya	(45,711.16)	46,000.00							800,619.73
	vi. Bachelor Academic Staff Quarters, Kuliyapiliya	4,515,158.21								-
	vii. Bachelor Academic Staff Quarters, Makandura	435,763.87								288.84
	ix. Hostel, Kuliyapiliya	(277.70)								1,480,285.06
20,407,000.00	x. Hostel, Makandura	7,200,409.93	20,407,000.00				(3,034,873.15)		(3,034,873.15)	237,488.74
156,000.00	xi. Access Road, Makandura	(155,611.67)	156,000.00				(198,275.13)		(198,275.13)	(277.70)
5,844,000.00	xii. Administration Building	(642,418.41)	5,844,000.00				(27,607,131.25)		(27,607,131.25)	278.68
1,085,000.00	xiii. Improvement of Playground	(945,085.91)	1,085,000.00				(5,201,632.09)		(5,201,632.09)	388.33
33,000.00	xiv. Gymnasium (Deyata Kirula)	(33,033.00)	33,000.00				(539,975.00)		(539,975.00)	(48.50)
	xv. Auditorium (Deyata Kirula)	2,598,218.40								(60.91)
	xvi. Canteen Building -Kuliyapiliya	10,851,986.85								(33.00)
	xvii. Nano Technology Research Laboratory (Deyata Kirula)	4,035,186.88								2,598,218.40
	xviii. 04 Bloks of Staff Quarters Kuli. & Maka.	1,835,344.28					(1,165,467.35)		(1,165,467.35)	10,851,986.85
2,535,000.00	xix. Laboratory Building to introduce Engineering Degree Programme	(2,534,933.30)	2,535,000.00							4,035,186.88
	xx. Settle the Outstanding Bills	1,493,231.57								66.70
	xxi. Family Quarters	3,200,000.00								1,493,231.57
79,118,000.00		29,215,337.72	79,118,000.00				(87,964,058.92)		(87,964,058.92)	3,200,000.00
1,500,000.00	4. Other Capital Grants. (112004)	5,081,962.27	1,500,000.00				(104,936.27)			20,369,278.80
1,000,000.00	i. Human Capital Development Projects	2,489,494.39								-
	ii. Technology stream project	4,275,493.41								-
	iii. Research & Development	35,029,866.17								-
2,500,000.00	iv. Medical Faculty	46,876,816.24	2,500,000.00				(654,695,366.71)		(654,695,366.71)	4,738,726.00
										56,509,967.47
										1,904,497.84
										848,962.65
										64,002,153.96
	5. Staff Development Center (112007)	(372,566.24)				372,566.24				-
	6. External Programme (112016)	(1,397,406.02)			12,357,044.28		(10,513,190.44)		(10,959,963.28)	-
	7. Center for Food Research Training(112005)	34,359.40								(325.02)
										34,359.40
182,000,000.00	Grand Total (Rs)	81,946,191.80	182,000,000.00	675,000,000.00	12,835,355.76		(824,207,972.75)	(8,489,854.60)	(832,697,827.36)	119,083,720.21

NOTE 20 : SPECIAL GRANTS & DONATION (113001)

Balance as at 01/01/2020		2,472,351,224.20
Add : Received During the year 2020		
AHEAD-Furniture & Fittings	18,592,526.15	
AHEAD-Office Equipment	60,474,712.38	
AHEAD-Lab & teaching	176,194,877.93	
AHEAD-Building	9,952,575.00	
AHEAD-Software	4,283,000.00	
NRC Grant- Lab & Teaching	2,832,100.00	
Buildings	1,138,960.00	
Lab & Teaching Equip	883,100.00	
Office Equipment	38,675.00	
Library Book	48,433.96	274,438,960.42
		2,746,790,184.62
Less : Amortization for 2020		
Office Equipment	8,864,900.28	
Software Packge	1,207,345.05	
Furniture & Fittings	2,146,365.98	
Lab & Teaching Equipment	18,318,967.84	
Library Book	1,572,557.79	
Water Supply	19,000,000.00	
Buildings	64,676,793.50	115,786,930.43
Balance as at 31/12/2020		2,631,003,254.19

NOTE 21 : PROGRAMME DEVELOPMENT FUNDS

NO	NAME	As At 31/12/2020 Rs.	As At 31/12/2019 Rs.
1	Programme Development Fund- P.M.E.D.P. (132011)	36,660,746.77	24,693,221.51
2	Programme Development Fund- English Through E Learning (132012)	160,823.83	160,823.83
3	Programme Development Fund- PGDBM (132013)	21,288,736.05	16,835,215.95
4	Programme Development Fund- Computer Unit- Makandura (132014)	1,226,476.62	8,122,765.55
5	Programme Development Fund- DIE- Kuliyaipitiya (132015)	19,037,808.45	16,049,896.67
6	Programme Development Fund- MBA Programme (132016)	10,022,731.63	7,457,734.06
7	Programme Development Fund- Diploma In Insurance (132017)	5,662,275.94	5,248,025.03
8	Programme Development Fund- DSAD- Kuliyaipitiya (132018)	695,625.46	619,056.15
9	Programme Development Fund- PDTTM- Makandura (132019)	950,780.49	283,762.36
10	Programme Development Fund- DFBM- Makandura (132020)	315,058.54	315,058.54
11	Programme Development Fund-CIT-Kuliyaipitiya (132021)	141,576.62	141,576.62
12	Programme Development Fund-DIT-Kuliyaipitiya (132022)	2,248,166.47	2,001,743.19
13	Programme Development Fund-MAETM (132023)	311,592.01	-
14	Programme Development Fund-Higher Diploma In Insurance-Kuliya (132024)	485,370.27	-
15	Programme Development Fund-HDTTM (132025)	97,865.90	-
	Total	99,305,635.05	81,928,879.46

NOTE 22 : ENDOWMENT FUNDS (135004)

NO	NAME	As At 31/12/2020 Rs.	As At 31/12/2019 Rs.
1	Chief Ministry Office at Kurunegala Scholarship Fund	108,774.15	103,565.75
2	Commercial Bank Ltd at Kurunegala Scholarship Fund	35,950.62	35,950.62
3	Prof. HPM Gunasena Scholarship Fund	78,487.64	78,102.71
4	T.R.W. Fonseka Scholarship Fund	50,000.00	50,000.00
5	Slimline (Pvt) Scholarship Fund	60,000.00	60,000.00
6	Bank of Ceylon Scholarship Fund	80,000.00	80,000.00
7	Dr. Dharmawansa Senadhira Memorial Scholarship Fund	161,894.94	146,581.80
8	Brandix Lanka Ltd Scholarship Fund	142,200.00	142,200.00
9	Bank of Ceylon (NCP) Scholarship Fund	91,797.46	83,114.62
10	Arpico Gold Medal Scholarship Fund	80,000.00	80,000.00
11	Astron Limited Scholarship Fund	75,000.00	75,000.00
12	Abans Engineering Scholarship Fund	284,716.76	255,764.90
13	Dr KDDN Dissanayaka Scholarship Fund	163,500.00	163,500.00
14	M/S Fonseka Scholarship Fund	86,500.00	86,500.00
15	Nanapahana Scholarship Fund	57,599.79	56,872.46
	Total	1,556,421.36	1,497,152.86

NOTE 23 : SPECIAL FUNDS

NO	NAME	As At 31/12/2020 Rs.	As At 31/12/2019 Rs.
1	Extension Course Fee Levying (132001)	273,925.11	247,896.02
2	Bursar Fund (132002)	17,650.00	17,650.00
3	Vice Chancellor Fund (132003)	19,269,749.30	17,219,896.20
4	Registrar Fund (132004)	850.00	850.00
5	Applied Faculty Fund (132005)	6,624.61	6,624.61
6	FBSF Faculty Fund (132006)	45,195.00	45,195.00
7	FAPM Faculty Fund (132007)	2,912.95	2,912.95
8	FLFN Faculty Fund (132008)	90,589.44	90,589.44
9	University Welfare Fund (132009)	3,436,715.47	2,961,330.40
10	Staff Development Centre Fund (132010)	703,828.68	3,360.00
11	Dean's Fund- FOM (132030)	533,520.00	-
12	Money Received for Violation Bonds & Agreement Fund (133102)	61,587,120.53	50,108,118.95
	Total	85,968,681.09	70,704,423.57

NOTE 24 : INTEREST FROM INVESTMENTS (304)

NO	NAME	Year 2020 Rs.	Year 2019 Rs.
1	Gratuity Fund Interest (Acc No. 80235519)	664,220.83	654,086.95
2	Saving Deposit Interest (P.B.-Kuliyapitiya) (Acc No: 001-3-1548782)	16,475.20	16,746.46
3	Saving Deposit Interest (P.B.-Kuliyapitiya) (Acc No: 028200131586123)	573,806.49	423,977.35
4	Saving Deposit Interest (BOC.-Kuliyapitiya) (Acc No: 76183268)	982,653.95	1,336,797.41
5	Saving Deposit Interest (BOC.-Kuliyapitiya) (Acc No: 76183365)	1,741,025.31	2,797,611.41
6	Saving Deposit Interest (BOC.-Kuliyapitiya) (Acc No: 76183353)	233,927.21	199,919.68
7	Saving Deposit Interest (BOC.-Kuliyapitiya) (Acc No: 76183339)	239,487.10	289,916.05
8	Saving Deposit Interest (P.B.-Makandura) (Acc No: 137200100000171)	1,895,500.78	1,220,048.90
9	Saving Deposit Interest (Sampath Bank-Kuliyapitiya) (Acc No: 102361000585)	14,245.56	45,139.83
10	Saving Deposit Interest (P.B.-Makandura) (Acc No: 137200210044857)	352,788.26	395,814.96
11	Saving Deposit Interest (P.B.-Makandura) (Acc No: 137200200041538)	4,442.21	4,485.58
12	Saving Deposit Interest (P.B.-Makandura) (Acc No: 137200120044857)	282,719.04	378,178.89
13	Saving Deposit Interest (BOC.-Kuliyapitiya 2) (Acc No: 85623021)	358.99	-
	Total	7,001,650.93	7,762,723.47

NOTE 25 : MISCELLANEOUS RECEIPTS

NO	NAME	Year 2020 Rs.	Year 2019 Rs.
1	Laser Printing Charges- Makandura (308B)	141,082.00	223,693.00
2	Miscellaneous Income (308C)	1,884,021.02	1,806,019.16
3	Photocopy Charges (308D)	112,600.00	190,391.50
4	Laser Printing Charges- Kuliyapitiya (308E)	3,240.00	2,240.00
5	External Courses Contribution (308F)	3,463,501.24	6,915,813.84
6	Royalty (308I)	46,200.00	108,605.00
7	Hostel Fees (310011)	1,356,971.50	2,132,282.90
8	Certificate Income (310012)	177,630.00	270,515.00
9	Supply Registration Fees (310013)	1,198,000.00	987,740.00
10	Tender Fees (310015)	792,000.00	2,102,450.00
11	Certificate & Convocation Fees (310017)	-	18,000.00
12	Convocation Other Income (310018)	-	558,000.00
13	Registration Fees- Post Graduate (310019)	40,500.00	8,000.00
14	Course Fee (Post Graduate) (310020)	5,000.00	-
15	Hostel Fine (310021)	605,692.11	-
	Total	9,826,437.87	15,323,750.40

NOTE 26 : PERSONNEL EMOLUMENTS

NAME	Year 2020 Rs.	Year 2019 Rs.
Salaries & Wages	507,865,136	434,845,313
Overtime & Holiday Pay	13,388,818	25,527,337
Other Allowances	665,936,396	570,681,462
Retirement Benefits (UPF, ETF, Pension, Gratuity)	231,380,733	313,620,736
Total	1,418,571,084	1,344,674,849

NOTE 27 : CONTINGENT ASSETS

There are nine officers who have breached the contracts with the University. A sum of Rs: 40 Mn (approximately) is due from bond violators as at 31/12/2020. Legal actions have been taken against one lecturer to recover the due payments.

NOTE 28 : RELATED PARTY TRANSACTIONS

Council members are the key management personnel of the University and members of the Council have no direct or indirect interest in any contract entered into by the University.

University has not entered any material transactions with Council members other than payments made for attending Council meetings.

WAYAMBA UNIVERSITY OF SRI LANKA
TOTAL RECURRENT EXPENDITURE STATEMENT FOR THE YEAR 2020

Object Code	Object Title	Prog. 1	Prog. 2	Prog. 3	Prog. 4	Prog. 5	Prog. 8	Total
		General Administration	Academic Services	Library Services	Welfare Services	Maintenance	Hostel	
	<u>Personnel Emoluments</u>							
41	<u>Personnel Emoluments Academic</u>							
4101	SALARIES & WAGES	1,614,170.00	277,728,499.93	8,773,259.84	765,290.00	-	-	288,881,219.77
4102	U.P.F.	510,885.14	50,419,336.67	1,784,520.89	175,810.58	-	-	52,890,553.28
4103	PENSION	96,650.36	37,963,195.62	1,372,094.36	-	-	-	39,431,940.34
4104	E.T.F.	121,507.14	17,633,922.71	631,323.08	35,162.12	-	-	18,421,915.05
4105	ACTING PAY	-	-	132,810.00	-	-	-	132,810.00
4106	INTERIM ALLOWANCES (10%)	-	-	-	-	-	-	-
4107	M.C.A.	-	-	-	-	-	-	-
4108	ACADEMIC ALLOWANCES	2,455,946.40	299,447,320.64	12,109,414.78	-	-	-	314,012,681.82
4109	EQUALIZATION ALLOWANCES	-	-	-	-	-	-	-
4110	OTHER ALLOWANCES	41,316.66	5,211,164.30	654,864.52	-	-	-	5,907,345.48
4111	VISITING LECTURE FEES	19,500.00	2,178,714.00	-	748,435.00	-	-	2,946,649.00
4112	GRATUITY	250,285.11	32,465,142.02	1,640,979.05	283,839.97	-	-	34,640,246.15
4115	INTERIM ALLOWANCE(850/857/862	-	-	-	-	-	-	-
4116	COST OF LIVING ALL:	93,600.00	29,449,539.81	871,718.71	62,400.00	-	-	30,477,258.52
4117	RESEARCH ALLOWANCE	414,260.00	70,253,494.28	2,743,333.41	34,121.50	-	-	73,445,209.19
4118	CLA-2006-2011	-	-	-	-	-	-	-
4119	ADJUSTMENT ALLOWANCE	-	272,212.38	3,480.00	112.00	-	-	275,804.38
4120	20% SPECIAL SALARY ALLOW	300,208.00	40,874,037.34	1,622,844.90	152,946.00	-	-	42,950,036.24
4121	INTERIM ALLO (3000.00)	-	47,251.21	-	-	-	-	47,251.21
4122	ENTERTAINMENT ALLOWANCE	269,792.62	2,065,345.05	68,071.99	-	-	-	2,403,209.66
4123	45% MONTHLY COMPENS ALLOW	-	1,966.23	270,477.00	344,380.50	-	-	616,823.73
4124	INTERIM ALLO (5000.00)	-	-	-	-	-	-	-
	SUB TOTAL	6,188,121.43	866,011,142.19	32,679,192.53	2,602,497.67	-	-	907,480,953.82

WAYAMBA UNIVERSITY OF SRI LANKA
TOTAL RECURRENT EXPENDITURE STATEMENT FOR THE YEAR 2020

Object Code	Object Title	Prog. 1 General Administration	Prog. 2 Academic Services	Prog. 3 Library Services	Prog. 4 Welfare Services	Prog. 5 Maintenance	Prog. 8		Total
								Hostel	
41	Personnel Emoluments Non Academic								
4201	SALARIES & WAGES	69,318,585.17	85,541,568.59	24,130,234.65	15,073,869.82	19,801,522.08	5,118,135.52		218,983,915.83
4202	U.P.F.	8,923,939.05	10,804,168.85	3,341,355.41	2,221,996.41	2,468,685.70	671,352.36		28,431,497.78
4203	PENSION	7,680,705.34	10,377,579.15	2,622,872.01	1,504,244.74	2,470,065.39	591,756.27		25,247,222.90
4204	E.T.F.	3,320,930.66	4,231,289.30	1,192,845.96	745,248.32	987,750.66	252,621.77		10,730,686.67
4205	ACTNIG PAY	179,733.94	36,743.95	-	13,500.00	77,852.40	-		307,830.29
4206	INTERIM ALLOWANCES (10%)	-	-	-	-	-	-		-
4207	M.C.A.	-	-	-	-	-	-		-
4208	OVERTIME	5,519,011.13	4,824,495.25	868,604.44	452,461.27	1,401,302.23	269,473.57		13,335,347.89
4209	HOLIDAY PAYMENTS	26,930.30	10,687.50	3,567.75	-	12,285.00	-		53,470.55
4210	OTHER ALLOWANCES	2,012,600.00	221,740.32	31,680.00	44,400.00	37,532.00	-		2,347,952.32
4211	LANGUAGE PROFICIENCY ALLOWANCE	-	-	-	-	-	-		-
4212	GRATUITY	10,027,954.68	6,303,102.05	1,981,944.21	1,100,811.96	2,004,074.15	168,784.16		21,586,671.21
4213	INTERIM ALLOWANCES (RS:1200/-)	-	-	-	-	-	-		-
4214	SPECIAL ALLOWANCE	-	-	-	-	-	-		-
4215	INTERIM ALLOWANCE(850/857/862	-	-	-	-	-	-		-
4216	COST OF LIVING ALL:	12,432,678.56	18,114,566.60	4,591,180.65	3,071,858.08	4,379,184.20	999,440.00		43,588,908.09
4217	RESEARCH ALLOWANCE	4,277,022.35	414,034.20	229,586.46	370,215.99	419,187.62	-		5,710,066.62
4218	CLA-2006/2011	-	-	-	-	-	-		-
4219	ADJUSTMENT ALLOWANCE	92,506.64	52,566.62	9,466.13	75,201.49	4,854.09	337,254.41		571,849.38
4220	20% SPECIAL SALARY ALLOWANCE	13,457,846.52	16,900,770.16	4,744,802.54	2,979,573.59	3,932,500.19	1,021,998.00		43,037,491.00
4221	INTERIM ALLO (3000.00)	-	-	-	-	-	-		-
4222	ENTERTAINMENT ALLOWANCE	218,547.34	-	-	-	-	-		218,547.34
4223	45% MONTHLY COMPEN ALLOWANCE	30,485,391.61	38,132,860.85	10,402,095.31	6,756,128.86	8,859,047.20	2,303,148.20		96,938,672.03
4224	INRERUM ALLO (5000.00)	-	-	-	-	-	-		-
	SUB TOTAL	167,974,383.29	195,966,193.39	54,150,235.52	34,409,510.53	46,855,842.91	11,733,964.26		511,090,129.90
	Total Personnel Emoluments	174,162,504.72	1,061,977,335.58	86,829,428.05	37,012,008.20	46,855,842.91	11,733,964.26		1,418,571,083.72

WAYAMBA UNIVERSITY OF SRI LANKA
TOTAL RECURRENT EXPENDITURE STATEMENT FOR THE YEAR 2020

Object Code	Object Title	Prog. 1	Prog. 2	Prog. 3	Prog. 4	Prog. 5	Prog. 8	Total
		General Administration	Academic Services	Library Services	Welfare Services	Maintenance	Hostel	
5	Travelling & Subsistence							
501	DOMESTIC	164,447.50	129,950.50	15,150.00	8,670.00	2,802.00	5,340.00	326,360.00
502	FOREIGN (SABBATICAL, SEMINARS)	-	-	-	-	-	-	-
	SUB TOTAL	164,447.50	129,950.50	15,150.00	8,670.00	2,802.00	5,340.00	326,360.00

6	Supplies							
601	STATIONERY & OFFICE REQUISITES	2,779,301.62	6,742,117.71	514,351.27	256,627.02	89,628.46	67,161.98	10,449,188.06
602	FUEL & LUBRICANTS	5,103,878.96	1,090,933.12	-	-	-	-	6,194,812.08
603	UNIFORM & TAILORING CHARGES	273,065.00	697,167.00	113,200.00	126,163.00	287,149.17	-	1,496,744.17
604	MECHANICAL & ELECTRICAL GOODS	10,880.00	154,504.00	49,999.23	-	2,188,629.24	-	2,404,012.47
605	CHEMICAL & GLASSWARE	12,345.00	4,128,232.93	201.79	21,489.29	-	-	4,162,269.01
606	MEDICAL SUPPLIES	-	36,250.00	-	654,599.80	-	-	690,849.80
607	OTHER SUPPLIES	234,392.07	1,725,723.21	1,006,434.27	938,591.27	2,347,215.06	109,861.98	6,362,217.86
	SUB TOTAL	8,413,862.65	14,574,927.97	1,684,186.56	1,997,470.38	4,912,621.93	177,023.96	31,760,093.45

7	Maintenance							
701	VEHICLES	3,584,856.87	135,773.00	-	70.00	3,600.00	-	3,724,299.87
702	PLANT, MECHINERY & EQUIPMENTS	1,238,630.23	5,734,241.48	1,009,403.73	243,617.79	714,173.91	55,765.00	8,995,832.14
703	BUILDINGS & STRUCTURES	290.00	70,187.00	56,400.00	6,890.00	1,516,602.37	47,000.00	1,697,369.37
704	FURNITURE	-	350.00	-	-	-	-	350.00
705	OTHERS	55,193.00	271,479.50	18,680.00	29,639.00	145,576.00	105,937.00	626,454.50
	SUB TOTAL	4,878,970.10	6,212,030.98	1,084,483.73	280,216.79	2,379,902.28	208,702.00	15,044,305.88

8	Contractual Services							
801	TRANSPORT	554,105.00	1,417,322.16	218,925.00	75,375.00	-	-	2,265,727.16
802	TELECOMMUNICATION	1,044,182.30	1,104,899.92	17,195,786.19	111,024.94	99,506.73	213,199.99	19,768,600.07
803	POSTAL CHARGES	519,241.40	42,196.37	12,725.00	-	-	-	574,162.77
804	ELECTRICITY	-	-	-	-	28,358,405.68	-	28,358,405.68
805	SECURITY SERVICES	36,950,013.12	-	-	-	-	-	36,950,013.12
806	WATER	-	-	-	-	-	41,000.00	41,000.00
807	CLEANING SERVICES	-	-	-	-	40,231,754.48	-	40,231,754.48
808	RENTS & HIRE CHARGES	-	23,400.00	-	-	-	3,000.00	26,400.00
809	RATES & TAXES TO LOCAL AUTHORITY	157,202.40	-	-	-	-	-	157,202.40
810	PRINTING, ADVERTISING ETC	4,905,525.80	366,191.50	-	28,022.00	740.00	2,500.00	5,302,979.30
811	OTHERS	1,606,986.39	148,804.00	350.00	12,455.00	4,108,576.93	8,000.00	5,885,172.32
	SUB TOTAL	45,737,256.41	3,102,813.95	17,427,786.19	226,876.94	72,798,983.82	267,699.99	139,561,417.30

WAYAMBA UNIVERSITY OF SRI LANKA
TOTAL RECURRENT EXPENDITURE STATEMENT FOR THE YEAR 2020

Object Code	Object Title	Prog. 1	Prog. 2	Prog. 3	Prog. 4	Prog. 5	Prog. 8		Total
		General Administration	Academic Services	Library Services	Welfare Services	Maintenance	Hostel		
9	Other Recurrent Expenses								
901	TRAVEL GRANTS FOR POSTGR. STUD	7,415.00	117,763.60	-	-	-	-	-	125,178.60
902	SPECIAL SERVICES - COUNCIL & C	2,782,532.25	593,225.50	5,250.00	8,590.00	-	-	-	3,389,597.75
903	SPECIAL SERVICES - PROFESSIONA	2,848,314.20	105,325.00	18,612.00	-	-	3,500.00	-	2,975,751.20
904	WORKSHOPS, SEMINARS	33,773.10	714,228.00	38,485.00	5,550.00	-	-	-	792,036.10
905	ACADEMIC RESEARCH	-	-	-	-	-	-	-	-
906	STAFF DEVELOPMENTS	33,000.00	897,677.95	115,100.00	10,900.00	-	300,000.00	-	1,356,677.95
907	GRANTS TO OTHER ORGANIZATIONS	152,376.15	-	-	-	-	-	-	152,376.15
908	HOLIDAY WARRENTS & SEASON TICK	79,790.00	-	-	-	-	-	-	79,790.00
909	ENTERTAINMENT EXPENSES	113,461.50	243,411.71	12,288.00	45,269.00	-	3,890.00	-	418,320.21
910	BANK CHARGES	50,550.00	1,500.00	-	-	-	-	-	52,050.00
911	AWARDS & INDEMNITIES	-	-	-	-	-	-	-	-
912	CONTRIBUTION & MEMBERSHIP FEES	542,455.79	285,413.78	-	12,451.28	-	-	-	840,320.85
913	CONVOCAIONS	-	1,098,375.22	-	-	-	-	-	1,098,375.22
914	EXAMINATION EXPENSES	-	11,482,114.32	-	-	-	-	-	11,482,114.32
915	OTHERS - NEWSPAPERS, MAGAZINES	101,850.05	61,500.00	24,870.00	16,240.00	7,850.00	101,680.00	-	313,990.05
916	POST GRADUATE RESEARCH & SCHOLA	-	-	-	4,000.00	-	-	-	4,000.00
917	COURSE MATERIAL FOR STUDENT	-	1,084,078.33	-	-	-	-	-	1,084,078.33
918	UNIVERSITY SPORTS ACTIVITIES	-	25,605.00	-	694,058.00	-	-	-	719,663.00
919	CORPORATE PLANNING	-	-	-	-	-	-	-	-
920	INDUSTRY INTERN SHIP	-	901,617.00	-	-	-	-	-	901,617.00
921	STUDENTS DEVELOPMENT	-	972,697.00	32,595.00	-	-	-	-	1,005,292.00
922	STUDENT WELFARE, EMPLOYEE WELF	-	-	-	-	-	-	-	-
923	INTEREST FOR PRO-LOAN	816,687.42	2,679,077.58	217,710.19	46,537.34	40,601.97	224,814.02	-	4,025,428.52
924	EMPLOYEE WELFARE & MEDICAL INS	74,450.00	-	-	-	-	-	-	74,450.00
SUB TOTAL		7,636,655.46	21,263,609.99	464,910.19	843,595.62	48,451.97	633,884.02	-	30,891,107.25

WAYAMBA UNIVERSITY OF SRI LANKA
TOTAL RECURRENT EXPENDITURE STATEMENT FOR THE YEAR 2020

Object Code	Object Title	Prog. 1 General Administration	Prog. 2 Academic Services	Prog. 3 Library Services	Prog. 4 Welfare Services	Prog. 5 Maintenance	Prog. 8 Hostel	Total
10	Financial Assistance to Student							
1001	MAHAPOLA SCHOLARSHIP-UGC	-	-	-	-	-	-	-
1002	BURSARIES	-	34,257,000.00	-	-	-	-	34,257,000.00
1003	ENDOWED SCHOLARSHIPS	-	-	-	-	-	-	-
1004	MAHAPOLA SCHOLARSHIPS (TRUST F	-	-	-	-	-	-	-
	SUB TOTAL	-	34,257,000.00	-	-	-	-	34,257,000.00

12	Provision of Depre. Fixed Assets							
1201	BUILDINGS	257,944,637.86	-	-	-	-	-	257,944,637.86
1202	FURNITURE & FITTINGS	35,332,723.70	-	-	-	-	-	35,332,723.70
1203	ELECTRICITY DISTRIBUTION	6,140,355.68	-	-	-	-	-	6,140,355.68
1204	WATER SUPPLY SCHEME	28,218,656.19	-	-	-	-	-	28,218,656.19
1205	PLANT & MACHINERY	3,801,893.50	-	-	-	-	-	3,801,893.50
1206	OFFICE EQUIPMENT	76,850,938.44	-	-	-	-	-	76,850,938.44
1207	LIBRARY BOOKS & PERIODICALS	5,760,692.68	-	-	-	-	-	5,760,692.68
1208	MOTOR VEHICLES	36,000.00	-	-	-	-	-	36,000.00
1209	LABORATORY & TEACHING EQUIPMEN	72,534,267.57	-	-	-	-	-	72,534,267.57
1210	CLOAKS	156,258.33	-	-	-	-	-	156,258.33
1211	LIVESTOCK	-	-	-	-	-	-	-
1212	SOFTWARE PACKAGE	1,326,622.58	-	-	-	-	-	1,326,622.58
1213	OTHER(FIXED ASSETS)	-	-	-	-	-	-	-
	SUB TOTAL	488,103,046.53	-	-	-	-	-	488,103,046.53

TOTAL RECURRENT EXPENDITURE 729,096,743.37 1,141,517,668.97 107,505,944.72 40,368,837.93 126,998,604.91 13,026,614.23 2,158,514,414.13

WAYAMBA UNIVERSITY OF SRI LANKA
TOTAL RECURRENT EXPENDITURE STATEMENT (PROJECT WISE) FOR THE YEAR 2020

PROGRAMME : I - GENERAL ADMINISTRATION

Obj	Object Title	Project 01 General Administration	Project 02 Financial Administration	Project 03 Stores & Supplies	Project 04 Security Services	Project 05 Transport Services	Project 06 Common Support	Total
	Personnel Emoluments Academic							
	04101 SALARIES & WAGES	1,614,170.00	-	-	-	-	-	1,614,170.00
	04102 U.P.F	510,885.14	-	-	-	-	-	510,885.14
	04103 PENSION	96,650.36	-	-	-	-	-	96,650.36
	04104 E.T.F.	121,507.14	-	-	-	-	-	121,507.14
	04105 ACTING PAY	-	-	-	-	-	-	-
	04106 INTERIM ALLOWANCES (10%)	-	-	-	-	-	-	-
	04107 M.C.A.	-	-	-	-	-	-	-
	04108 ACADEMIC ALLOWANCES	2,455,946.40	-	-	-	-	-	2,455,946.40
	04109 EQUALIZATION ALLOWANCES	-	-	-	-	-	-	-
	04110 OTHER ALLOWANCES	41,316.66	-	-	-	-	-	41,316.66
	04111 VISITING LECTURE FEES	19,500.00	-	-	-	-	-	19,500.00
	04112 GRATUITY	250,285.11	-	-	-	-	-	250,285.11
	04115 INTERIM ALLOWANCE(850/857/862	-	-	-	-	-	-	-
	04116 COST OF LIVING ALL-	93,600.00	-	-	-	-	-	93,600.00
	04117 RESEARCH ALLOWANCE	414,260.00	-	-	-	-	-	414,260.00
	04118 CLA-2006-2011	-	-	-	-	-	-	-
	04119 ADJUSTMENT ALLOWANCE	-	-	-	-	-	-	-
	04120 20% SPECIAL SALARY ALLOW	300,208.00	-	-	-	-	-	300,208.00
	04121 INTERIM ALLO (3000.00)	-	-	-	-	-	-	-
	04122 ENTERTAINMENT ALLOWANCE	269,792.62	-	-	-	-	-	269,792.62
	04123 45% MONTHLY COMPENS ALLOW	-	-	-	-	-	-	-
	04124 INTERIM ALLO (5000.00)	-	-	-	-	-	-	-
	SUB TOTAL	6,188,121.43	-	-	-	-	-	6,188,121.43
	Personnel Emoluments Non Academic							
	04201 SALARIES & WAGES	34,262,520.52	14,269,801.30	4,809,058.68	536,666.00	1,075,989.19	14,364,549.48	69,318,585.17
	04202 U.P.F	4,352,443.70	1,892,488.12	543,714.57	114,968.85	190,658.56	1,829,665.25	8,923,939.05
	04203 PENSION	3,754,082.30	1,489,389.58	621,387.80	15,484.02	71,449.11	1,728,912.53	7,680,705.34
	04204 E.T.F	1,621,306.09	676,375.86	233,020.65	26,090.58	52,421.56	711,715.92	3,320,930.66
	04205 ACTING PAY	18,665.92	-	-	-	-	161,068.02	179,733.94
	04206 INTERIM ALLOWANCES (10%)	-	-	-	-	-	-	-
	04207 M.C.A.	-	-	-	-	-	-	-
	04208 OVERTIME	2,792,570.40	580,833.25	219,039.32	239,441.33	436,042.63	1,251,084.20	5,519,011.13
	04209 HOLIDAY PAYMENTS	4,332.00	6,470.30	-	-	-	16,128.00	26,930.30
	04210 OTHER ALLOWANCES	1,032,440.00	928,160.00	16,000.00	-	-	36,000.00	2,012,600.00
	04211 LANGUAGE PROFICIENCY ALLOWANCE	-	-	-	-	-	-	-
	04212 GRATUITY	4,932,451.53	1,493,283.11	304,197.39	414,924.27	213,977.16	2,669,121.22	10,027,954.68
	04213 INTERIM ALLOWANCES (RS:1200/-)	-	-	-	-	-	-	-
	04214 SPECIAL ALLOWANCE	-	-	-	-	-	-	-
	04215 INTERIM ALLOWANCE(850/857/862	-	-	-	-	-	-	-
	04216 COST OF LIVING ALL-	6,234,127.59	2,149,160.00	873,600.00	91,520.00	187,200.00	2,897,070.97	12,432,678.56
	04217 RESEARCH ALLOWANCE	2,455,284.08	1,339,123.03	282,785.92	-	-	199,829.32	4,277,022.35
	04218 CLA-2006/2011	-	-	-	-	-	-	-
	04219 ADJUSTMENT ALLOWANCE	23,217.72	12,134.26	6,645.73	396.00	255.83	49,857.10	92,506.64
	04220 20% SPECIAL SALARY ALLOWANCE	6,568,444.78	2,800,876.18	944,216.00	106,937.20	214,942.00	2,822,430.36	13,457,846.52
	04221 INTERIM ALLO (3000.00)	-	-	-	-	-	-	-
	04222 ENTERTAINMENT ALLOWANCE	65,430.76	153,116.58	-	-	-	-	218,547.34
	04223 45% MONTHLY COMPEN ALLOWANCE	14,829,382.55	6,328,887.20	2,139,438.90	241,499.70	484,195.13	6,461,988.13	30,485,391.61
	04224 INRERIM ALLO (5000.00)	-	-	-	-	-	-	-
	SUB TOTAL	82,946,699.94	34,120,098.77	10,993,104.96	1,787,921.95	2,927,131.17	35,199,420.50	167,974,383.29
	Total Personnel Emoluments	89,134,821.37	34,120,098.77	10,993,104.96	1,787,921.95	2,927,131.17	35,199,420.50	174,162,504.72

(Contd...)

Other Recurrent

Travelling & Subsistence										
0501	DOMESTIC					500.00			153,075.00	4,550.00
0502	FOREIGN (SABBATICAL, SEMINARS,									
	SUB TOTAL					500.00			153,075.00	4,550.00
										164,447.50
Supplies										
0601	STATIONERY & OFFICE REQUISITES					510,987.52	159,175.17	33,084.25	10,464.18	161,539.80
0602	FUAL & LUBRICANTS					-	-	-	4,595,288.96	250,736.00
0603	UNIFORM & TAILORING CHARGES					22,365.00	8,250.00	3,000.00	5,400.00	31,500.00
0604	MECHANICAL & ELECTRICAL GOODS					-	-	-	-	10,880.00
0605	CHEMICAL & GLASSWARE					-	-	-	-	-
0606	MEDICAL SUPPLIES					-	-	-	-	-
0607	OTHER SUPPLIES					46,192.41	234.00	4,427.30	6,883.00	79,218.96
	SUB TOTAL					579,544.93	167,659.17	40,511.55	4,618,036.14	533,874.76
										8,413,862.65
Maintenance										
0701	VEHICALS					-	0.01	3,256.00	3,257,271.10	4,110.00
0702	PLANT, MECHINERY & EQUIPMENTS					275,918.74	52,824.25	-	-	151,278.40
0703	BUILDINGS & STRUCTURES					-	-	-	-	290.00
0704	FURNITURE					-	-	-	-	-
0705	OTHERS					-	-	-	-	55,193.00
	SUB TOTAL					275,918.74	52,824.26	3,256.00	3,257,271.10	210,871.40
										4,878,970.10
Contractual Services										
0801	TRANSPORT					73,280	-	-	-	480,825
0802	TELECOMMUNICATION					685,014	38,254	20,161	4,000	127,511
0803	POSTAL CHARGES					490,816	-	-	-	28,425
0804	ELECTRICITY					-	-	-	-	-
0805	SECURITY SERVICES					-	-	36,950,013	-	-
0806	WATER					-	-	-	-	-
0807	CLEANING SERVICES					-	-	-	-	-
0808	RENTS & HIRE CHARGES					-	-	-	-	-
0809	RATES & TAXES TO LOCAL AUTHORI					157,202	-	-	-	-
0810	PRINTING, ADVERTISING ETC					4,883,226	2,000	-	-	-
0811	OTHERS					417,282	150	-	102,250	1,017,091
	SUB TOTAL					6,706,820.31	40,404.17	36,970,173.95	106,250.00	1,653,851.97
										45,737,256.41

Other Recurrent Expenses										
0901	TRAVEL GRANTS FOR POSTGR. STUD	240.00		7,175.00						7,415.00
0902	SPECIAL SERVICES - COUNCIL & C	2,729,643.99		42,157.00	10,731.26					2,782,532.25
0903	SPECIAL SERVICES - PROFESSIONA	1,727,462.04		1,025,000.00	95,852.16					2,848,314.20
0904	WORKSHOPS, SEMINARS	-		-	-				33,773.10	33,773.10
0905	ACADEMIC RESEARCH	-		-	-				-	-
0906	STAFF DEVELOPMENTS	27,000.00		6,000.00	-					33,000.00
0907	GRANTS TO OTHER ORGANIZATIONS	152,376.15		-	-					152,376.15
0908	HOLIDAY WARRENTS & SEASON TICK	79,790.00		-	-					79,790.00
0909	ENTERTAINMENT EXPENSES	107,585.00		3,163.50	2,713.00					113,461.50
0910	BANK CHARGES	800.00		49,750.00	-					50,550.00
0911	AWARDS & INDEMNITIES	-		-	-					-
0912	CONTRIBUTION & MEMBERSHIP FEES	457,955.79		65,000.00	16,000.00			3,500.00		542,455.79
0913	CONVOCATIONS	-		-	-			-		-
0914	EXAMINATION EXPENSES	-		-	-			-		-
0915	OTHERS - NEWSPAPERS, MAGAZINES	47,400.00		7,710.05	2,880.00			-	43,860.00	101,850.05
0916	POST GRADUATE RESEARCH & SCHOLA	-		-	-			-		-
0917	COURSE MATERIAL FOR STUDENT	-		-	-			-		-
0918	UNIVERSITY SPORTS ACTIVITIES	-		-	-			-		-
0919	CORPORATE PLANNING	-		-	-			-		-
0920	INDUSTRY INTERN SHIP	-		-	-			-		-
0921	STUDENTS DEVELOPMENT	-		-	-			-		-
0922	STUDENT WELFARE, EMPLOYEE WELF	-		-	-			-		-
0923	INTEREST FOR PRO-LOAN	536,078.86		108,286.31	-		9,976.94	162,345.31		816,687.42
0924	EMPLOYEE WELFARE & MEDICAL INS	74,450.00		-	-		-	-		74,450.00
SUB TOTAL		5,940,781.83		1,314,241.86	128,176.42		9,976.94	243,478.41		7,636,655.46

Financial Assistance to Student										
1001	MAHAPOLA SCHOLARSHIP-UGC	-		-	-					-
1002	BURSARIES	-		-	-			-		-
1003	ENDOWED SCHOLARSHIPS	-		-	-			-		-
1004	MAHAPOLA SCHOLARSHIPS (TRUST F	-		-	-			-		-
1101	GELT EXPENSES	-		-	-			-		-
1201	BUILDINGS	-		-	-			-		-
SUB TOTAL		-		-	-		-	-		-

Provision of Depre. Fixed Assets										
1201	BUILDINGS	257,944,637.86		-	-					257,944,637.86
1202	FURNITURE & FITTINGS	35,332,723.70		-	-			-		35,332,723.70
1203	ELECTRICITY DISTRIBUTION	6,140,355.68		-	-			-		6,140,355.68
1204	WATER SUPPLY SCHEME	28,218,656.19		-	-			-		28,218,656.19
1205	PLANT & MACHINERY	3,801,893.50		-	-			-		3,801,893.50
1206	OFFICE EQUIPMENT	76,850,938.44		-	-			-		76,850,938.44
1207	LIBRARY BOOKS & PERIODICALS	5,760,692.68		-	-			-		5,760,692.68
1208	MOTOR VEHICLES	36,000.00		-	-			-		36,000.00
1209	LABORATORY & TEACHING EQUIPMEN	72,534,267.57		-	-			-		72,534,267.57
1210	CLOAKS	156,258.33		-	-			-		156,258.33
1211	LIVESTOCK	-		-	-			-		-
1212	SOFTWARE PACKAGE	1,326,622.58		-	-			-		1,326,622.58
1213	OTHER(FIXED ASSETS)	-		-	-			-		-
SUB TOTAL		488,103,046.53		-	-		-	-		488,103,046.53
TOTAL RECURRENT EXPENDITURE										
		593,444,857.24		36,550,060.31	11,382,168.98		38,811,846.39	11,061,763.41		729,096,743.37

WAYAMBA UNIVERSITY OF SRI LANKA
TOTAL RECURRENT EXPENDITURE STATEMENT (PROJECT WISE) FOR THE YEAR 2020

PROGRAMME :2 - ACADEMIC

Obj	Object Title	Project 02 Faculty of APM	Project 03 Faculty of AS	Project 05 Faculty of LFN	Project 11 Faculty of Medicine	Project 12 Faculty of BSF	Project 23 Examination Service	Project 36 Faculty of Technology	Total
	Personnel Emoluments Academic								
4101	SALARIES & WAGES	50,559,939.83	61,828,972.87	56,171,632.63	21,456,235.49	57,819,074.48	-	29,892,644.63	277,728,499.93
4102	U.P.F.	10,789,213.23	11,119,390.53	10,983,219.64	2,315,122.50	10,122,145.34	-	5,090,245.43	50,419,336.67
4103	PENSION	6,894,569.25	8,645,076.72	8,006,037.95	1,107,030.37	10,282,543.48	-	3,027,937.85	37,963,195.62
4104	E.T.F.	3,535,277.75	3,952,893.46	3,797,851.61	684,430.62	4,039,832.29	-	1,623,636.98	17,633,922.71
4105	ACTING PAY	-	-	-	-	-	-	-	-
4106	INTERIM ALLOWANCES (10%)	-	-	-	-	-	-	-	-
4107	M.C.A.	-	-	-	-	-	-	-	-
4108	ACADEMIC ALLOWANCES	63,061,603.13	68,045,453.68	64,351,509.30	8,454,026.45	70,922,336.83	-	24,612,391.25	299,447,320.64
4109	EQUALIZATION ALLOWANCES	-	-	-	-	-	-	-	-
4110	OTHER ALLOWANCES	475,254.51	282,133.93	1,510,484.19	510,201.56	1,256,781.28	-	1,176,308.83	5,211,164.30
4111	VISITING LECTURE FEES	346,384.00	45,000.00	393,330.00	105,876.00	207,340.00	-	1,080,384.00	2,178,714.00
4112	GRATUITY	2,369,689.70	13,234,075.45	7,474,040.95	475,953.83	7,066,260.43	-	1,845,121.66	32,465,142.02
4113	INTERIM ALLOWANCE(850/857/862	-	-	-	-	-	-	-	-
4116	COST OF LIVING ALL:	5,289,632.76	6,268,772.52	6,133,608.35	1,863,441.55	6,350,914.25	-	3,543,170.38	29,449,539.81
4117	RESEARCH ALLOWANCE	14,343,739.30	16,030,418.77	14,977,006.54	1,826,039.43	17,281,426.03	-	5,774,864.21	70,253,494.28
4118	CLA-2006-2011	-	-	-	-	-	-	-	-
4119	ADJUSTMENT ALLOWANCE	36,286.34	61,089.13	89,509.41	10,023.71	52,319.45	-	22,984.34	272,212.38
4120	20% SPECIAL SALARY ALLOW	8,423,166.93	9,106,010.26	8,553,999.72	1,233,171.00	9,948,382.65	-	3,609,306.78	40,874,037.34
4121	INTERIM ALLO (3000.00)	-	-	-	30,699.49	16,551.72	-	-	47,251.21
4122	ENTERTAINMENT ALLOWANCE	455,173.59	267,765.06	341,487.56	180,979.52	542,702.42	-	277,236.90	2,065,345.05
4123	45% MONTHLY COMPENS ALLOW	1,966.23	-	-	-	-	-	-	1,966.23
4124	INTERIM ALLO (5000.00)	-	-	-	-	-	-	-	-
	SUB TOTAL	166,582,096.55	198,907,052.38	182,783,717.85	40,253,231.52	195,908,810.65	-	81,576,233.24	866,011,142.19
	Personnel Emoluments Non Academic								
4201	SALARIES & WAGES	21,460,688.59	13,067,155.06	19,834,780.35	6,685,426.04	10,614,368.76	4,604,630.47	9,274,519.32	85,541,568.59
4202	U.P.F.	2,815,391.23	1,646,136.42	2,671,193.31	779,227.44	1,270,699.15	519,591.16	1,101,930.14	10,804,168.85
4203	PENSION	2,594,728.27	1,584,614.50	2,241,678.63	890,545.42	1,310,259.75	593,818.23	1,161,934.35	10,377,579.15
4204	E.T.F.	1,076,962.09	646,150.49	982,574.78	333,954.72	516,192.05	222,682.04	452,773.13	4,231,289.30
4205	ACTING PAY	-	36,743.95	-	-	-	-	-	36,743.95
4206	INTERIM ALLOWANCES (10%)	-	-	-	-	-	-	-	-
4207	M.C.A.	-	-	-	-	-	-	-	-
4208	OVERTIME	1,101,187.67	709,571.25	1,614,937.73	261,735.47	366,148.04	427,742.02	343,173.07	4,824,495.25
4209	HOLIDAY PAYMENTS	-	-	2,643.75	-	-	-	8,043.75	10,687.50
4210	OTHER ALLOWANCES	30,000.00	32,800.00	35,712.90	67,550.00	24,700.00	16,777.42	14,200.00	221,740.32
4211	LANGUAGE PROFICIENCY ALLOWANCE	-	-	-	-	-	-	-	-
4212	GRATUITY	1,464,052.21	795,466.10	1,221,841.85	538,508.33	1,021,310.14	535,506.07	726,417.35	6,303,102.05
4213	INTERIM ALLOWANCES (RS:1200/-)	-	-	-	-	-	-	-	-
4214	SPECIAL ALLOWANCE	-	-	-	-	-	-	-	-
4215	INTERIM ALLOWANCE(850/857/862	-	-	-	-	-	-	-	-
4216	COST OF LIVING ALL:	4,700,373.70	2,665,860.00	4,137,958.71	1,474,200.00	2,152,800.00	825,038.71	2,158,335.48	18,114,566.60
4217	RESEARCH ALLOWANCE	-	99,293.60	-	301,005.60	12,328.75	1,426.25	-	414,054.20
4218	CLA-2006/2011	-	-	-	-	-	-	-	-
4219	ADJUSTMENT ALLOWANCE	22,736.16	3,890.76	9,139.99	1,330.18	6,532.32	3,811.49	5,125.72	52,566.62
4220	20% SPECIAL SALARY ALLOWANCE	4,280,484.48	2,597,121.21	3,937,811.75	1,330,755.00	2,069,415.43	906,214.59	1,778,967.70	16,900,770.16
4221	INTERIM ALLO (3000.00)	-	-	-	-	-	-	-	-
4222	ENTERTAINMENT ALLOWANCE	-	-	-	-	-	-	-	-
4223	45% MONTHLY COMPEN ALLOWANCE	9,670,743.98	5,852,172.49	8,880,237.29	2,997,191.68	4,669,971.73	2,047,558.69	4,014,984.99	38,132,860.85
4224	INTERIM ALLO (5000.00)	-	-	-	-	-	-	-	-
	SUB TOTAL	49,217,348.38	29,736,975.83	45,570,511.04	15,661,429.88	24,034,726.12	10,704,797.14	21,040,405.00	195,966,193.39
	Total Personnel Emoluments	215,799,444.93	228,644,028.21	228,354,228.89	55,914,661.40	219,943,536.77	10,704,797.14	102,616,638.24	1,061,977,335.58

WAYAMBA UNIVERSITY OF SRI LANKA
TOTAL RECURRENT EXPENDITURE STATEMENT (PROJECT WISE) FOR THE YEAR 2020

PROGRAMME :2 - ACADEMIC

Obj	Object Title	Project 02 Faculty of APM	Project 03 Faculty of AS	Project 05 Faculty of LFN	Project 11 Faculty of Medicine	Project 12 Faculty of BSF	Project 23 Examination Service	Project 36 Faculty of Technology	Total
	Personnel Emoluments Academic								
	Other Recurrent								
	Travelling & Subsistence								
501	DOMESTIC	87,050.00	1,175.00	40,370.50	-	-	-	1,355.00	129,950.50
502	FOREIGN (SABBATICAL, SEMINARS,								-
	SUB TOTAL	87,050.00	1,175.00	40,370.50				1,355.00	129,950.50
	Supplies								
601	STATIONERY & OFFICE REQUISITES	942,253.96	737,843.15	1,325,389.42	447,144.91	1,623,733.74	995,062.60	670,689.93	6,742,117.71
602	FUEL & LUBRICANTS	561,042.00	-	485,041.12	-	-	-	44,850.00	1,090,933.12
603	UNIFORM & TAILORING CHARGES	297,380.00	78,800.00	210,612.50	48,850.00	52,534.50	6,450.00	2,340.00	697,167.00
604	MECHANICAL & ELECTRICAL GOODS	8,000.00	22,600.00	15,872.00	-	-	-	108,032.00	154,504.00
605	CHEMICAL & GLASSWARE	1,327,174.08	2,154.97	1,785,346.49	988,684.47	-	-	24,872.92	4,128,232.93
606	MEDICAL SUPPLIES	-	-	-	36,250.00	-	-	-	36,250.00
607	OTHER SUPPLIES	333,988.52	79,521.50	782,091.89	180,578.27	50,251.38	130,700.00	168,591.65	1,725,723.21
	SUB TOTAL	3,470,038.56	920,919.62	4,604,353.42	1,701,507.65	1,726,519.62	1,132,212.60	1,019,376.50	14,574,927.97
	Maintenance								
701	VEHICLES	67,363.00	-	68,410.00	-	-	-	-	135,773.00
702	PLANT, MECHINERY & EQUIPMENTS	1,078,025.19	883,670.92	1,115,408.47	24,858.79	940,655.45	251,448.59	1,440,174.07	5,734,241.48
703	BUILDINGS & STRUCTURES	-	56,400.00	13,595.00	-	-	-	192.00	70,187.00
704	FURNITURE	-	-	350.00	-	-	-	-	350.00
705	OTHERS	113,760.00	-	141,818.50	14,581.00	1,320.00	-	-	271,479.50
	SUB TOTAL	1,259,148.19	940,070.92	1,339,581.97	39,439.79	941,975.45	251,448.59	1,440,366.07	6,212,030.98
	Contractual Services								
801	TRANSPORT	707,985.00	72,000.00	560,837.16	-	70,000.00	-	6,500.00	1,417,322.16
802	TELECOMMUNICATION	325,583.23	200,882.82	184,850.66	85,387.81	164,065.98	48,194.54	95,934.88	1,104,899.92
803	POSTAL CHARGES	21,035.00	-	17,130.00	-	85.00	3,946.37	-	42,196.37
804	ELECTRICITY	-	-	-	-	-	-	-	-
805	SECURITY SERVICES	-	-	-	-	-	-	-	-
806	WATER	-	-	-	-	-	-	-	-
807	CLEANING SERVICES	-	-	-	-	-	-	-	-
808	RENTS & HIRE CHARGES	-	-	-	23,400.00	-	-	-	23,400.00
809	RATES & TAXES TO LOCAL AUTHORI	-	-	-	-	-	-	-	-
810	PRINTING, ADVERTISING ETC	126,758.50	-	27,830.00	10,300.00	142,228.00	58,375.00	700.00	366,191.50
811	OTHERS	-	24,526.00	-	102,127.00	8,200.00	-	13,951.00	148,804.00
	SUB TOTAL	1,181,361.73	297,408.82	790,647.82	221,214.81	384,578.98	110,515.91	117,085.88	3,102,813.95

WAYAMBA UNIVERSITY OF SRI LANKA
TOTAL RECURRENT EXPENDITURE STATEMENT (PROJECT WISE) FOR THE YEAR 2020

PROGRAMME : 2 - ACADEMIC

Obj	Object Title	Project 02 Faculty of APM	Project 03 Faculty of AS	Project 05 Faculty of LFN	Project 11 Faculty of Medicine	Project 12 Faculty of BSF	Project 23 Examination Service	Project 36 Faculty of Technology	Total
	Personnel Emoluments Academic								
	Other Recurrent Expenses								
901	TRAVEL GRANTS FOR POSTGR. STUD	17,763.60	100,000.00	-	-	-	-	-	117,763.60
902	SPECIAL SERVICES - COUNCIL & C	-	57,442.00	-	403,833.50	68,979.00	-	62,971.00	593,225.50
903	SPECIAL SERVICES - PROFESSIONA	5,700.00	-	-	16,970.00	16,500.00	-	66,155.00	105,325.00
904	WORKSHOPS, SEMINARS	275,973.00	-	348,006.00	72,769.00	-	-	17,480.00	714,228.00
905	ACADEMIC RESEARCH	-	-	-	-	-	-	-	-
906	STAFF DEVELOPMENTS	107,222.58	128,984.00	350,573.70	-	255,397.67	-	55,500.00	897,677.95
907	GRANTS TO OTHER ORGANIZATIONS	-	-	-	-	-	-	-	-
908	HOLIDAY WARRENTS & SEASON TICK	-	-	-	-	-	-	-	-
909	ENTERTAINMENT EXPENSES	-	46,364.00	-	77,064.00	63,264.00	33,919.00	22,800.71	243,411.71
910	BANK CHARGES	-	-	-	1,500.00	-	-	-	1,500.00
911	AWARDS & INDEMNITIES	-	-	-	-	-	-	-	-
912	CONTRIBUTION & MEMBERSHIP FEES	42,661.75	91,064.69	36,397.36	-	84,898.34	-	30,391.64	285,413.78
913	CONVOCATIONS	-	-	-	-	-	1,098,375.22	-	1,098,375.22
914	EXAMINATION EXPENSES	3,072,615.66	1,333,060.00	2,834,985.00	307,383.00	2,958,462.66	34,753.00	940,855.00	11,482,114.32
915	OTHERS - NEWSPAPERS, MAGAZINES	17,250.00	11,770.00	13,430.00	3,960.00	9,000.00	3,060.00	3,030.00	61,500.00
916	POST GRADUATE RESEARCH & SCHOLA	-	-	-	-	-	-	-	-
917	COURSE MATERIAL FOR STUDENT	570,750.90	-	513,327.43	-	-	-	-	1,084,078.33
918	UNIVERSITY SPORTS ACTIVITIES	-	-	-	-	-	25,605.00	-	25,605.00
919	CORPRATE PLANNING	-	-	-	-	-	-	-	-
920	INDUSTRY INTERN SHIP	538,850.00	-	362,767.00	-	-	-	-	901,617.00
921	STUDENTS DEVELOPMENT	-	145,486.00	165,390.00	120,807.00	325,250.00	-	215,764.00	972,697.00
922	STUDENT WELFARE, EMPLOYEE WELF	-	-	-	-	-	-	-	-
923	INTEREST FOR PRO-LOAN	507,487.80	829,603.71	350,321.88	165,481.46	738,438.90	-	87,743.83	2,679,077.58
924	EMPLOYEE WELFARE & MEDICAL INS	-	-	-	-	-	-	-	-
	SUB TOTAL	5,156,275.29	2,743,774.40	4,975,198.37	1,169,767.96	4,520,190.57	1,195,712.22	1,502,691.18	21,263,609.99
	Financial Assistance to Student								
1001	MAHAPOLA SCHOLARSHIP-LGC	-	-	-	-	-	-	-	-
1002	BURSARIES	6,876,000.00	12,237,000.00	1,600,000.00	344,000.00	11,152,000.00	-	2,048,000.00	34,257,000.00
1003	ENDOWED SCHOLARSHIPS	-	-	-	-	-	-	-	-
1004	MAHAPOLA SCHOLARSHIPS (TRUST F	-	-	-	-	-	-	-	-
1101	GELT EXPENSES	-	-	-	-	-	-	-	-
1201	BUILDINGS	6,876,000.00	12,237,000.00	1,600,000.00	344,000.00	11,152,000.00	-	2,048,000.00	34,257,000.00
	SUB TOTAL	6,876,000.00	12,237,000.00	1,600,000.00	344,000.00	11,152,000.00	-	2,048,000.00	34,257,000.00
	TOTAL RECURRENT EXPENDITURE	233,829,318.70	245,784,376.97	241,704,380.97	59,390,591.61	238,668,801.39	13,394,686.46	108,745,512.87	1,141,517,668.97

WAYAMBA UNIVERSITY OF SRI LANKA
TOTAL RECURRENT EXPENDITURE STATEMENT (PROJECT WISE) FOR THE YEAR 2020

PROGRAMME :3 - TEACHING RESOURCES PROGRAMME

Object Title	Project 01 Library	Project 02 Computer Unit - Kuli	Project 04 CG Unit	Project 05 SD Centre	Project 06 Library Service - Muka	Project 07 Computer Unit - Muka	Project 09 Quality Assur. Unit	Total
Personnel Emoluments Academic								
4101 SALARIES & WAGES	2,874,011.88	1,612,546.94	-	-	2,263,907.51	2,022,793.51	-	8,773,259.84
4102 U.P.F.	463,786.95	290,876.42	-	-	661,348.70	368,508.82	-	1,784,520.89
4103 PENSION	530,042.15	201,806.69	-	-	219,092.57	421,152.95	-	1,372,094.36
4104 E.T.F.	198,765.87	98,536.61	-	-	176,088.23	157,932.37	-	631,323.08
4105 ACTING PAY	70,410.00	-	-	-	62,400.00	-	-	132,810.00
4106 INTERIM ALLOWANCES (10%)	-	-	-	-	-	-	-	-
4107 M.C.A.	-	-	-	-	-	-	-	-
4108 ACADEMIC ALLOWANCES	4,180,079.45	1,456,416.79	-	-	3,418,500.34	3,054,418.20	-	12,109,414.78
4109 EQUALIZATION ALLOWANCES	-	-	-	-	-	-	-	-
4110 OTHER ALLOWANCES	239,784.52	-	-	-	415,080.00	-	-	654,864.52
4111 VISITING LECTURE FEES	-	-	-	-	-	-	-	-
4112 GRATUITY	340,716.86	315,955.43	85,692.30	-	407,809.25	490,805.21	-	1,640,979.05
4115 INTERIM ALLOWANCE(850/857/862	-	-	-	-	-	-	-	-
4116 COST OF LIVING ALL.	281,728.39	215,590.32	-	-	187,200.00	187,200.00	-	871,718.71
4117 RESEARCH ALLOWANCE	882,051.64	360,936.43	-	-	792,367.62	707,977.72	-	2,743,333.41
4118 CLA-2006-2011	-	-	-	-	-	-	-	-
4119 ADJUSTMENT ALLOWANCE	1,623.80	-	-	-	1,045.30	810.70	-	3,480.00
4120 20% SPECIAL SALARY ALLOW	572,847.51	194,513.39	-	-	451,736.00	403,748.00	-	1,622,844.90
4121 INTERIM ALLO (3000.00)	-	-	-	-	-	-	-	-
4122 ENTERTAINMENT ALLOWANCE	68,071.99	-	-	-	-	-	-	68,071.99
4123 45% MONTHLY COMPENS ALLOW	270,477.00	-	-	-	-	-	-	270,477.00
4124 INTERIM ALLO (5000.00)	-	-	-	-	-	-	-	-
SUB TOTAL	10,974,398.01	4,474,179.02	85,692.30	-	9,056,575.72	7,815,347.48	-	32,679,192.53
Personnel Emoluments Non Academic								
4201 SALARIES & WAGES	8,205,185.68	4,623,427.81	-	763,571.00	4,512,565.62	4,860,409.36	329,416.66	24,130,234.65
4202 U.P.F.	1,313,095.47	609,551.77	89,997.70	90,606.47	645,797.84	552,318.37	39,987.79	3,341,355.41
4203 PENSION	814,057.49	454,068.51	102,854.46	103,550.24	471,420.13	631,220.85	45,700.33	2,622,872.01
4204 E.T.F.	425,430.71	212,724.22	38,570.47	38,831.35	223,443.63	236,707.96	17,137.62	1,192,845.96
4205 ACTING PAY	-	-	-	-	-	-	-	-
4206 INTERIM ALLOWANCES (10%)	-	-	-	-	-	-	-	-
4207 M.C.A.	-	-	-	-	-	-	-	-
4208 OVERTIME	220,528.58	246,467.13	-	11,370.80	191,598.05	198,639.88	-	868,604.44
4209 HOLIDAY PAYMENTS	3,567.75	-	-	-	-	-	-	3,567.75
4210 OTHER ALLOWANCES	18,280.00	-	-	-	13,400.00	-	-	31,680.00
4211 LANGUAGE PROFICIENCY ALLOWANCE	-	-	-	-	-	-	-	-
4212 GRATUITY	1,761,203.15	24,773.29	-	44,653.17	-	129,172.60	22,142.00	1,981,944.21
4213 INTERIM ALLOWANCES (RS:1200/-)	-	-	-	-	-	-	-	-
4214 SPECIAL ALLOWANCE	-	-	-	-	-	-	-	-
4215 INTERIM ALLOWANCE(850/857/862	-	-	-	-	-	-	-	-
4216 COST OF LIVING ALL.	1,588,180.65	834,600.00	140,400.00	187,200.00	904,800.00	842,400.00	95,600.00	4,591,180.65
4217 RESEARCH ALLOWANCE	229,586.46	-	-	-	-	-	-	229,586.46
4218 CLA-2006/2011	-	-	-	-	-	-	-	-
4219 ADJUSTMENT ALLOWANCE	3,977.35	1,031.46	242.90	54.20	1,384.23	2,602.66	173.33	9,466.13
4220 20% SPECIAL SALARY ALLOWANCE	1,637,059.74	862,116.49	156,589.20	152,660.00	901,029.51	969,637.60	65,710.00	4,744,802.54
4221 INTERIM ALLO (3000.00)	-	-	-	-	-	-	-	-
4222 ENTERTAINMENT ALLOWANCE	-	-	-	-	-	-	-	-
4223 45% MONTHLY COMPEN ALLOWANCE	3,397,150.92	1,942,022.69	352,872.23	343,606.95	2,030,753.89	2,187,451.14	148,237.49	10,402,095.31
4224 INTERIM ALLO (5000.00)	-	-	-	-	-	-	-	-
SUB TOTAL	19,617,303.95	9,786,010.08	1,741,958.77	1,736,104.18	9,896,192.90	10,610,560.42	762,105.22	54,150,235.52
Total Personnel Emoluments	30,591,701.96	14,533,189.10	1,827,651.07	1,736,104.18	18,952,768.62	18,425,907.90	762,105.22	86,829,428.05

PROGRAMME :3 - TEACHING RESOURCES PROGRAMME

Object Title	Project 01 Library Service - Kuli	Project 02 Computer Unit - Kuli	Project 04 CG Unit	Project 05 SD Centre	Project 06 Library Service - Maku	Project 07 Computer Unit - Maku	Project 09 Quality Assu: Unit	Total
Other Recurrent								
Travelling & Subsistence								
501 DOMESTIC	4,500.00	-	-	-	5,025.00	3,825.00	1,800.00	15,150.00
502 FOREIGN (SABBATICAL, SEMINARS,								-
SUB TOTAL	4,500.00	-	-	-	5,025.00	3,825.00	1,800.00	15,150.00
Supplies								
601 STATIONERY & OFFICE REQUISITES	183,230.88	52,070.32	32,167.56	29,677.77	74,098.51	94,803.31	48,302.92	514,351.27
602 FUEL & LUBRICANTS	-	-	-	-	-	-	-	-
603 UNIFORM & TAILORING CHARGES	30,900.00	29,900.00	-	-	26,750.00	25,650.00	-	113,200.00
604 MECHANICAL & ELECTRICAL GOODS	-	49,999.23	-	-	-	-	-	49,999.23
605 CHEMICAL & GLASSWARE	-	-	-	-	201.79	-	-	201.79
606 MEDICAL SUPPLIES	-	-	-	-	-	-	-	-
607 OTHER SUPPLIES	10,133.00	891,890.00	-	9,889.71	26,119.69	64,105.86	4,296.01	1,006,434.27
SUB TOTAL	224,263.88	1,023,859.55	32,167.56	39,567.48	127,169.99	184,559.17	52,598.93	1,684,186.56
Maintenance								
701 VEHICLES	-	-	-	-	-	-	-	-
702 PLANT, MECHINERY & EQUIPMENTS	170,008.84	176,828.15	36,355.56	37,866.51	134,936.35	408,009.32	45,409.00	1,009,403.73
703 BUILDINGS & STRUCTURES	56,400.00	-	-	-	-	-	-	56,400.00
704 FURNITURE	-	-	-	-	-	-	-	-
705 OTHERS	-	10,000.00	-	-	2,460.00	6,220.00	-	18,680.00
SUB TOTAL	226,408.84	186,828.15	36,355.56	37,866.51	137,386.35	414,229.32	45,409.00	1,084,483.73
Contractual Services								
801 TRANSPORT	-	-	22,770.00	83,520.00	23,760.00	73,575.00	15,300.00	218,925.00
802 TELECOMMUNICATION	54,957.39	8,997,295.21	14,204.79	4,662.26	13,237.36	8,103,239.03	8,190.15	17,195,786.19
803 POSTAL CHARGES	640.00	-	-	-	1,195.00	10,890.00	-	12,725.00
804 ELECTRICITY	-	-	-	-	-	-	-	-
805 SECURITY SERVICES	-	-	-	-	-	-	-	-
806 WATER	-	-	-	-	-	-	-	-
807 CLEANING SERVICES	-	-	-	-	-	-	-	-
808 RENTS & HIRE CHARGES	-	-	-	-	-	-	-	-
809 RATES & TAXES TO LOCAL AUTHORITY	-	-	-	-	-	-	-	-
810 PRINTING, ADVERTISING ETC	-	-	-	-	-	-	-	-
811 OTHERS	350.00	-	-	-	-	-	-	350.00
SUB TOTAL	55,947.39	8,997,295.21	36,974.79	88,182.26	38,192.36	8,187,704.03	23,490.15	17,427,786.19

PROGRAMME :3 - TEACHING RESOURCES PROGRAMME

Object Title	Project 01 Library Service - Kuli	Project 02 Computer Unit - Kuli	Project 04 CG Unit	Project 05 SD Centre	Project 06 Library Service - Maka	Project 07 Computer Unit - Maka	Project 09 Quality Assu: Unit	Total
Other Recurrent Expenses								
901 TRAVEL GRANTS FOR POSTGR. STUD	-	-	-	-	-	-	-	-
902 SPECIAL SERVICES - COUNCIL & C	5,250.00	-	-	-	-	-	-	5,250.00
903 SPECIAL SERVICES - PROFESSIONA	-	-	-	18,612.00	-	-	-	18,612.00
904 WORKSHOPS, SEMINARS	-	-	-	4,261.00	20,085.00	2,845.00	11,294.00	38,485.00
905 ACADEMIC RESEARCH	-	-	-	-	-	-	-	-
906 STAFF DEVELOPMENTS	17,000.00	-	-	61,100.00	17,000.00	20,000.00	-	115,100.00
907 GRANTS TO OTHER ORGANIZATIONS	-	-	-	-	-	-	-	-
908 HOLIDAY WARRENTS & SEASON TICK	-	-	-	-	-	-	-	-
909 ENTERTAINMENT EXPENSES	4,578.00	6,125.00	-	-	-	1,585.00	-	12,288.00
910 BANK CHARGES	-	-	-	-	-	-	-	-
911 AWARDS & INDEMNITIES	-	-	-	-	-	-	-	-
912 CONTRIBUTION & MEMBERSHIP FEES	-	-	-	-	-	-	-	-
913 CONVOCATIONS	-	-	-	-	-	-	-	-
914 EXAMINATION EXPENSES	-	-	-	-	-	-	-	-
915 OTHERS - NEWSPAPERS, MAGAZINES	10,380.00	-	2,780.00	-	7,700.00	4,010.00	-	24,870.00
916 POST GRADUATE RESEARCH & SCHOLA	-	-	-	-	-	-	-	-
917 COURSE MATERIAL FOR STUDENT	-	-	-	-	-	-	-	-
918 UNIVERSITY SPORTS ACTIVITIES	-	-	-	-	-	-	-	-
919 CORPORATE PLANNING	-	-	-	-	-	-	-	-
920 INDUSTRY INTERN SHIP	-	-	-	-	-	-	-	-
921 STUDENTS DEVELOPMENT	10,835.00	-	21,760.00	-	-	-	-	32,595.00
922 STUDENT WELFARE, EMPLOYEE WELF	-	-	-	-	-	-	-	-
923 INTEREST FOR PRO-LOAN	139,351.06	-	-	-	37,825.13	40,534.00	-	217,710.19
924 EMPLOYEE WELFARE & MEDICAL INS	-	-	-	-	-	-	-	-
SUB TOTAL	187,394.06	6,125.00	24,540.00	83,973.00	82,610.13	68,974.00	11,294.00	464,910.19
TOTAL RECURRENT EXPENDITURE	31,290,216.13	24,747,297.01	1,957,688.98	1,985,693.43	19,343,152.45	27,285,199.42	896,697.30	107,505,944.72

WAYAMBA UNIVERSITY OF SRI LANKA
TOTAL RECURRENT EXPENDITURE STATEMENT (PROJECT WISE) FOR THE YEAR 2020

PROGRAMME :4 - WELFARE SERVICES

Object Title	Project 01 Health Service	Project 02 Physical Education	Project 03 Student & Staff Welfare	Total
Personnel Emoluments Academic				
4101 SALARIES & WAGES	-	765,290.00	-	765,290.00
4102 U.P.F.	-	175,810.58	-	175,810.58
4103 PENSION	-	-	-	-
4104 E.T.F.	-	35,162.12	-	35,162.12
4105 ACTING PAY	-	-	-	-
4106 INTERIM ALLOWANCES (10%)	-	-	-	-
4107 M.C.A.	-	-	-	-
4108 ACADEMIC ALLOWANCES	-	-	-	-
4109 EQUALIZATION ALLOWANCES	-	-	-	-
4110 OTHER ALLOWANCES	-	-	-	-
4111 VISITING LECTURE FEES	737,935.00	10,500.00	-	748,435.00
4112 GRATUITY	-	283,839.97	-	283,839.97
4115 INTERIM ALLOWANCE(850/857/862	-	-	-	-
4116 COST OF LIVING ALL.	-	62,400.00	-	62,400.00
4117 RESEARCH ALLOWANCE	-	34,121.50	-	34,121.50
4118 CLA-2006-2011	-	-	-	-
4119 ADJUSTMENT ALLOWANCE	-	112.00	-	112.00
4120 20% SPECIAL SALARY ALLOW	-	152,946.00	-	152,946.00
4121 INTERIM ALLO (3000.00)	-	-	-	-
4122 ENTERTAINMENT ALLOWANCE	-	-	-	-
4123 45% MONTHLY COMPENS ALLOW	-	344,380.50	-	344,380.50
4124 INTERIM ALLO (5000.00)	-	-	-	-
SUB TOTAL	737,935.00	1,864,562.67	-	2,602,497.67
Personnel Emoluments Non Academic				
4201 SALARIES & WAGES	4,576,076.93	6,276,280.19	4,221,512.70	15,073,869.82
4202 U.P.F.	841,275.22	895,289.86	485,431.33	2,221,996.41
4203 PENSION	294,421.55	655,044.72	554,778.47	1,504,244.74
4204 E.T.F.	227,139.38	310,066.84	208,042.10	745,248.32
4205 ACTING PAY	-	-	13,500.00	13,500.00
4206 INTERIM ALLOWANCES (10%)	-	-	-	-
4207 M.C.A.	-	-	-	-
4208 OVERTIME	63,033.85	334,780.06	54,647.36	452,461.27
4209 HOLIDAY PAYMENTS	-	-	-	-
4210 OTHER ALLOWANCES	-	30,200.00	14,200.00	44,400.00
4211 LANGUAGE PROFICIENCY ALLOWANCE	-	-	-	-
4212 GRATUITY	505,919.28	259,889.25	335,003.43	1,100,811.96
4213 INTERIM ALLOWANCES (RS1200/-)	-	-	-	-
4214 SPECIAL ALLOWANCE	-	-	-	-
4215 INTERIM ALLOWANCE(850/857/862	-	-	-	-
4216 COST OF LIVING ALL.	936,000.00	1,234,958.08	900,900.00	3,071,858.08
4217 RESEARCH ALLOWANCE	-	370,215.99	-	370,215.99
4218 CLA-2006/2011	-	-	-	-
4219 ADJUSTMENT ALLOWANCE	1,435.28	17,879.19	55,887.02	75,201.49
4220 20% SPECIAL SALARY ALLOWANCE	913,780.08	1,237,474.01	828,319.50	2,979,573.59
4221 INTERIM ALLO (3000.00)	-	-	-	-
4222 ENTERTAINMENT ALLOWANCE	-	-	-	-
4223 45% MONTHLY COMPEN ALLOWANCE	2,059,234.60	2,824,326.07	1,872,568.19	6,756,128.86
4224 INRERIM ALLO (5000.00)	-	-	-	-
SUB TOTAL	10,418,316.17	14,446,404.26	9,544,790.10	34,409,510.53
Total Personnel Emoluments	11,156,251.17	16,310,966.93	9,544,790.10	37,012,008.20

WAYAMBA UNIVERSITY OF SRI LANKA
TOTAL RECURRENT EXPENDITURE STATEMENT (PROJECT WISE) FOR THE YEAR 2020

PROGRAMME :4 - WELFARE SERVICES

Object Title	Project 01 Health Service	Project 02 Physical Education	Project 03 Student & Staff Welfare	Total
Other Recurrent				
Travelling & Subsistence				
501 DOMESTIC	-	7,170.00	1,500.00	8,670.00
502 FOREIGN (SABBATICAL, SEMINARS,				-
SUB TOTAL	-	7,170.00	1,500.00	8,670.00
Supplies				
601 STATIONERY & OFFICE REQUISITES	86,383.35	29,621.37	140,622.30	256,627.02
602 FUAL & LUBRICANTS	-	-	-	-
603 UNIFORM & TAILORING CHARGES	68,413.00	55,950.00	1,800.00	126,163.00
604 MECHANICAL & ELECTRICAL GOODS	-	-	-	-
605 CHEMICAL & GLASSWARE	21,489.29	-	-	21,489.29
606 MEDICAL SUPPLIES	654,599.80	-	-	654,599.80
607 OTHER SUPPLIES	832,642.59	75,059.68	30,889.00	938,591.27
SUB TOTAL	1,663,528.03	160,631.05	173,311.30	1,997,470.38
Maintenance				
701 VEHICALS	-	-	70.00	70.00
702 PLANT, MECHINERY & EQUIPMENTS	17,288.57	193,923.63	32,405.59	243,617.79
703 BUILDINGS & STRUCTURES	6,890.00	-	-	6,890.00
704 FURNITURE	-	-	-	-
705 OTHERS	22,219.00	7,420.00	-	29,639.00
SUB TOTAL	46,397.57	201,343.63	32,475.59	280,216.79
Contractual Services				
801 TRANSPORT	11,790.00	61,380.00	2,205.00	75,375.00
802 TELECOMMUNICATION	43,745.62	23,589.57	43,689.75	111,024.94
803 POSTAL CHARGES	-	-	-	-
804 ELECTRICITY	-	-	-	-
805 SECURITY SERVICES	-	-	-	-
806 WATER	-	-	-	-
807 CLEANING SERVICES	-	-	-	-
808 RENTS & HIRE CHARGES	-	-	-	-
809 RATES & TAXES TO LOCAL AUTHORI	-	-	-	-
810 PRINTING, ADVERTISING ETC	-	28,022.00	-	28,022.00
811 OTHERS	905.00	11,310.00	240.00	12,455.00
SUB TOTAL	56,440.62	124,301.57	46,134.75	226,876.94

WAYAMBA UNIVERSITY OF SRI LANKA

TOTAL RECURRENT EXPENDITURE STATEMENT (PROJECT WISE) FOR THE YEAR 2020

PROGRAMME :4 - WELFARE SERVICES

Object Title	Project 01 Health Service	Project 02 Physical Education	Project 03 Student & Staff Welfare	Total
Other Recurrent Expenses				
901 TRAVEL GRANTS FOR POSTGR. STUD	-	-	-	-
902 SPECIAL SERVICES - COUNCIL & C	-	-	8,590.00	8,590.00
903 SPECIAL SERVICES - PROFESSIONA	-	-	-	-
904 WORKSHOPS, SEMINARS	5,550.00	-	-	5,550.00
905 ACADEMIC RESEARCH	-	-	-	-
906 STAFF DEVELOPMENTS	-	-	10,900.00	10,900.00
907 GRANTS TO OTHER ORGANIZATIONS	-	-	-	-
908 HOLIDAY WARRENTS & SEASON TICK	-	-	-	-
909 ENTERTAINMENT EXPENSES	15,910.00	-	29,359.00	45,269.00
910 BANK CHARGES	-	-	-	-
911 AWARDS & INDEMNITIES	-	-	-	-
912 CONTRIBUTION & MEMBERSHIP FEES	-	-	12,451.28	12,451.28
913 CONVOICATIONS	-	-	-	-
914 EXAMINATION EXPENSES	-	-	-	-
915 OTHERS - NEWSPAPERS, MAGAZINES	5,820.00	2,880.00	7,540.00	16,240.00
916 POST GRADUATE RESEARCH & SCHOLA	4,000.00	-	-	4,000.00
917 COURSE MATERIAL FOR STUDENT	-	-	-	-
918 UNIVERSITY SPORTS ACTIVITIES	20,000.00	674,058.00	-	694,058.00
919 CORPORATE PLANNING	-	-	-	-
920 INDUSTRY INTERNSHIP	-	-	-	-
921 STUDENTS DEVELOPMENT	-	-	-	-
922 STUDENT WELFARE, EMPLOYEE WELF	-	-	-	-
923 INTEREST FOR PRO-LOAN	46,537.34	-	-	46,537.34
924 EMPLOYEE WELFARE & MEDICAL INS	-	-	-	-
SUB TOTAL	97,817.34	676,938.00	68,840.28	843,595.62
TOTAL RECURRENT EXPENDITURE	13,020,434.73	17,481,351.18	9,867,052.02	40,368,837.93

WAYAMBA UNIVERSITY OF SRI LANKA
TOTAL RECURRENT EXPENDITURE STATEMENT (PROJECT WISE) FOR THE YEAR 2020

PROGRAMME :S - MAINTENANCE

Obj	Object Title	Project 01	Project 02	Project 03	Total
	Personnel Emoluments Academic	Lands & Building	Electricity	Water Supply	
4101	SALARIES & WAGES	-	-	-	-
4102	U.P.F.	-	-	-	-
4103	PENSION	-	-	-	-
4104	E.T.F.	-	-	-	-
4105	ACTING PAY	-	-	-	-
4106	INTERIM ALLOWANCES (10%)	-	-	-	-
4107	M.C.A.	-	-	-	-
4108	ACADEMIC ALLOWANCES	-	-	-	-
4109	EQUALIZATION ALLOWANCES	-	-	-	-
4110	OTHER ALLOWANCES	-	-	-	-
4111	VISITING LECTURE FEES	-	-	-	-
4112	GRATUITY	-	-	-	-
4115	INTERIM ALLOWANCE(850/857/862	-	-	-	-
4116	COST OF LIVING ALL:	-	-	-	-
4117	RESEARCH ALLOWANCE	-	-	-	-
4118	CLA-2006-2011	-	-	-	-
4119	ADJUSTMENT ALLOWANCE	-	-	-	-
4120	20% SPECIAL SALARY ALLOW	-	-	-	-
4121	INTERIM ALLO (3000.00)	-	-	-	-
4122	ENTERTAINMENT ALLOWANCE	-	-	-	-
4123	45% MONTHLY COMPENS ALLOW	-	-	-	-
4124	INTERIM ALLO (5000.00)	-	-	-	-
	SUB TOTAL	-	-	-	-
	Personnel Emoluments Non Academic				
4201	SALARIES & WAGES	17,230,469.42	2,571,052.66	-	19,801,522.08
4202	U.P.F.	2,106,651.31	362,034.39	-	2,468,685.70
4203	PENSION	2,188,655.79	281,409.60	-	2,470,065.39
4204	E.T.F.	859,061.83	128,688.83	-	987,750.66
4205	ACTING PAY	77,852.40	-	-	77,852.40
4206	INTERIM ALLOWANCES (10%)	-	-	-	-
4207	M.C.A.	-	-	-	-
4208	OVERTIME	1,129,239.30	272,062.93	-	1,401,302.23
4209	HOLIDAY PAYMENTS	12,285.00	-	-	12,285.00
4210	OTHER ALLOWANCES	36,200.00	1,332.00	-	37,532.00
4211	LANGUAGE PROFICIENCY ALLOWANCE	-	-	-	-
4212	GRATUITY	1,802,845.14	201,229.01	-	2,004,074.15
4213	INTERIM ALLOWANCES (RS:1200/-)	-	-	-	-
4214	SPECIAL ALLOWANCE	-	-	-	-
4215	INTERIM ALLOWANCE(850/857/862	-	-	-	-
4216	COST OF LIVING ALL:	3,817,584.20	561,600.00	-	4,379,184.20
4217	RESEARCH ALLOWANCE	419,187.62	-	-	419,187.62
4218	CLA-2006/2011	-	-	-	-
4219	ADJUSTMENT ALLOWANCE	4,129.57	724.52	-	4,854.09
4220	20% SPECIAL SALARY ALLOWANCE	3,419,014.19	513,486.00	-	3,932,500.19
4221	INTERIM ALLO (3000.00)	-	-	-	-
4222	ENTERTAINMENT ALLOWANCE	-	-	-	-
4223	45% MONTHLY COMPEN ALLOWANCE	7,702,073.51	1,156,973.69	-	8,859,047.20
4224	INTERIM ALLO (5000.00)	-	-	-	-
	SUB TOTAL	40,805,249.28	6,050,593.63	-	46,855,842.91
	Total Personnel Emoluments	40,805,249.28	6,050,593.63	-	46,855,842.91

WAYAMBA UNIVERSITY OF SRI LANKA
TOTAL RECURRENT EXPENDITURE STATEMENT (PROJECT WISE) FOR THE YEAR 2020

PROGRAMME :5 - MAINTENANCE

Obj	Object Title	Project 01	Project 02	Project 03	Total
Other Recurrent					
	Travelling & Subsistence				
501	DOMESTIC	2,802.00	-	-	2,802.00
502	FOREIGN (SABBATICAL, SEMINARS,	-	-	-	-
	SUB TOTAL	2,802.00	-	-	2,802.00
Supplies					
601	STATIONERY & OFFICE REQUISITES	89,628.46	-	-	89,628.46
602	FUAL & LUBRICANTS	-	-	-	-
603	UNIFORM & TAILORING CHARGES	287,149.17	-	-	287,149.17
604	MECHANICAL & ELECTRICAL GOODS	2,188,629.24	-	-	2,188,629.24
605	CHEMICAL & GLASSWARE	-	-	-	-
606	MEDICAL SUPPLIES	-	-	-	-
607	OTHER SUPPLIES	2,347,215.06	-	-	2,347,215.06
	SUB TOTAL	4,912,621.93	-	-	4,912,621.93
Maintenance					
701	VEHICALS	3,600.00	-	-	3,600.00
702	PLANT, MECHINERY & EQUIPMENTS	701,253.91	-	12,920.00	714,173.91
703	BUILDINGS & STRUCTURES	1,481,802.37	-	34,800.00	1,516,602.37
704	FURNITURE	-	-	-	-
705	OTHERS	145,526.00	-	-	145,526.00
	SUB TOTAL	2,332,182.28	-	47,720.00	2,379,902.28
Contractual Services					
801	TRANSPORT	-	-	-	-
802	TELECOMMUNICATION	99,506.73	-	-	99,506.73
803	POSTAL CHARGES	-	-	-	-
804	ELECTRICITY	28,358,405.68	-	-	28,358,405.68
805	SECURITY SERVICES	-	-	-	-
806	WATER	-	-	-	-
807	CLEANING SERVICES	40,231,754.48	-	-	40,231,754.48
808	RENTS & HIRE CHARGES	-	-	-	-
809	RATES & TAXES TO LOCAL AUTHORI	-	-	-	-
810	PRINTING, ADVERTISING ETC	740.00	-	-	740.00
811	OTHERS	4,108,576.93	-	-	4,108,576.93
	SUB TOTAL	72,798,983.82	-	-	72,798,983.82

WAYAMBA UNIVERSITY OF SRI LANKA
TOTAL RECURRENT EXPENDITURE STATEMENT (PROJECT WISE) FOR THE YEAR 2020

PROGRAMME :5 - MAINTENANCE

Obj	Object Title	Project 01	Project 02	Project 03	Total
	Lands & Building				
	Other Recurrent Expenses				
901	TRAVEL GRANTS FOR POSTGR. STUD	-	-	-	-
902	SPECIAL SERVICES - COUNCIL & C	-	-	-	-
903	SPECIAL SERVICES - PROFESSIONA	-	-	-	-
904	WORKSHOPS, SEMINARS	-	-	-	-
905	ACADEMIC RESEARCH	-	-	-	-
906	STAFF DEVELOPMENTS	-	-	-	-
907	GRANTS TO OTHER ORGANIZATIONS	-	-	-	-
908	HOLIDAY WARRENTS & SEASON TICK	-	-	-	-
909	ENTERTAINMENT EXPENSES	-	-	-	-
910	BANK CHARGES	-	-	-	-
911	AWARDS & INDEMNITIES	-	-	-	-
912	CONTRIBUTION & MEMBERSHIP FEES	-	-	-	-
913	CONVOCATIONS	-	-	-	-
914	EXAMINATION EXPENSES	-	-	-	-
915	OTHERS - NEWSPAPERS, MAGAZINES	7,850.00	-	-	7,850.00
916	POST GRADUATE RESEARCH & SCHOLA	-	-	-	-
917	COURSE MATERIAL FOR STUDENT	-	-	-	-
918	UNIVERSITY SPORTS ACTIVITIES	-	-	-	-
919	CORPORATE PLANNING	-	-	-	-
920	INDUSTRY INTERN SHIP	-	-	-	-
921	STUDENTS DEVELOPMENT	-	-	-	-
922	STUDENT WELFARE, EMPLOYEE WELF	-	-	-	-
923	INTEREST FOR PRO-LOAN	40,601.97	-	-	40,601.97
924	EMPLOYEE WELFARE & MEDICAL INS	-	-	-	-
	SUB TOTAL	48,451.97	-	-	48,451.97
	TOTAL RECURRENT EXPENDITURE	120,900,291.28	6,050,593.63	47,720.00	126,998,604.91

WAYAMBA UNIVERSITY OF SRI LANKA
TOTAL RECURRENT EXPENDITURE STATEMENT (PROJECT WISE) FOR THE YEAR 2020

PROGRAMME :8 - HOSTELS

Obj	Object Title	Project 01	Total
Hostel			
	Personnel Emoluments Academic		
4101	SALARIES & WAGES	-	-
4102	U.P.F.	-	-
4103	PENSION	-	-
4104	E.T.F.	-	-
4105	ACTING PAY	-	-
4106	INTERIM ALLOWANCES (10%)	-	-
4107	M.C.A.	-	-
4108	ACADEMIC ALLOWANCES	-	-
4109	EQUALIZATION ALLOWANCES	-	-
4110	OTHER ALLOWANCES	-	-
4111	VISITING LECTURE FEES	-	-
4112	GRATUITY	-	-
4113	INTERIM ALLOWANCE(850/857/862	-	-
4116	COST OF LIVING ALL:	-	-
4117	RESEARCH ALLOWANCE	-	-
4118	CLA-2006-2011	-	-
4119	ADJUSTMENT ALLOWANCE	-	-
4120	20% SPECIAL SALARY ALLOW	-	-
4121	INTERIM ALLO (3000.00)	-	-
4122	ENTERTAINMENT ALLOWANCE	-	-
4123	45% MONTHLY COMPENS ALLOW	-	-
4124	INTERIM ALLO (5000.00)	-	-
	SUB TOTAL	-	-
Personnel Emoluments Non Academic			
4201	SALARIES & WAGES	5,118,135.52	5,118,135.52
4202	U.P.F.	671,352.36	671,352.36
4203	PENSION	591,756.27	591,756.27
4204	E.T.F.	252,621.77	252,621.77
4205	ACTING PAY	-	-
4206	INTERIM ALLOWANCES (10%)	-	-
4207	M.C.A.	-	-
4208	OVERTIME	269,473.57	269,473.57
4209	HOLIDAY PAYMENTS	-	-
4210	OTHER ALLOWANCES	-	-
4211	LANGUAGE PROFICIENCY ALLOWANCE	-	-
4212	GRATUITY	168,784.16	168,784.16
4213	INTERIM ALLOWANCES (RS:1200/-)	-	-
4214	SPECIAL ALLOWANCE	-	-
4215	INTERIM ALLOWANCE(850/857/862	-	-
4216	COST OF LIVING ALL:	999,440.00	999,440.00
4217	RESEARCH ALLOWANCE	-	-
4218	CLA-2006/2011	-	-
4219	ADJUSTMENT ALLOWANCE	337,254.41	337,254.41
4220	20% SPECIAL SALARY ALLOWANCE	1,021,998.00	1,021,998.00
4221	INTERIM ALLO (3000.00)	-	-
4222	ENTERTAINMENT ALLOWANCE	-	-
4223	45% MONTHLY COMPEN ALLOWANCE	2,303,148.20	2,303,148.20
4224	INTERIM ALLO (5000.00)	-	-
	SUB TOTAL	11,733,964.26	11,733,964.26
Total Personnel Emoluments			
		11,733,964.26	11,733,964.26

WAYAMBA UNIVERSITY OF SRI LANKA
TOTAL RECURRENT EXPENDITURE STATEMENT (PROJECT WISE) FOR THE YEAR 2020

PROGRAMME :8 - HOSTELS

Obj	Object Title	Project 01	Total
Other Recurrent			
	Travelling & Subsidance		
501	DOMESTIC	5,340.00	5,340.00
502	FOREIGN (SABBATICAL, SEMINARS,		-
	SUB TOTAL	5,340.00	5,340.00
Supplies			
601	STATIONERY & OFFICE REQUISITES	67,161.98	67,161.98
602	FUEL & LUBRICANTS	-	-
603	UNIFORM & TAILORING CHARGES	-	-
604	MECHANICAL & ELECTRICAL GOODS	-	-
605	CHEMICAL & GLASSWARE	-	-
606	MEDICAL SUPPLIES	-	-
607	OTHER SUPPLIES	109,861.98	109,861.98
	SUB TOTAL	177,023.96	177,023.96
Maintenance			
701	VEHICALS	-	-
702	PLANT, MECHINERY & EQUIPMENTS	55,765.00	55,765.00
703	BUILDINGS & STRUCTURES	47,000.00	47,000.00
704	FURNITURE	-	-
705	OTHERS	105,937.00	105,937.00
	SUB TOTAL	208,702.00	208,702.00
Contractual Services			
801	TRANSPORT	-	-
802	TELECOMMUNICATION	213,199.99	213,199.99
803	POSTAL CHARGES	-	-
804	ELECTRICITY	-	-
805	SECURITY SERVICES	-	-
806	WATER	41,000.00	41,000.00
807	CLEANING SERVICES	-	-
808	RENTS & HIRE CHARGES	3,000.00	3,000.00
809	RATES & TAXES TO LOCAL AUTHORITY	-	-
810	PRINTING, ADVERTISING ETC	2,500.00	2,500.00
811	OTHERS	8,000.00	8,000.00
	SUB TOTAL	267,699.99	267,699.99

WAYAMBA UNIVERSITY OF SRI LANKA
TOTAL RECURRENT EXPENDITURE STATEMENT (PROJECT WISE) FOR THE YEAR 2020

PROGRAMME :8 - HOSTELS

Obj	Object Title	Project 01	Total
	Other Recurrent Expenses		
901	TRAVEL GRANTS FOR POSTGR. STUD	-	-
902	SPECIAL SERVICES - COUNCIL & C	-	-
903	SPECIAL SERVICES - PROFESSIONA	3,500.00	3,500.00
904	WORKSHOPS, SEMINARS	-	-
905	ACADEMIC RESEARCH	-	-
906	STAFF DEVELOPMENTS	300,000.00	300,000.00
907	GRANTS TO OTHER ORGANIZATIONS	-	-
908	HOLIDAY WARENTS & SEASON TICK	-	-
909	ENTERTAINMENT EXPENSES	3,890.00	3,890.00
910	BANK CHARGES	-	-
911	AWARDS & INDEMNITIES	-	-
912	CONTRIBUTION & MEMBERSHIP FEES	-	-
913	CONVOCATIONS	-	-
914	EXAMINATION EXPENSES	-	-
915	OTHERS - NEWSPAPERS, MAGAZINES	101,680.00	101,680.00
916	POST GRADUATE RESEARH & SCHOLA	-	-
917	COURSE MATERIAL FOR STUDENT	-	-
918	UNIVERSITY SPORTS ACTIVITIES	-	-
919	CORPRATE PLANNING	-	-
920	INDUSTRY INTERN SHIP	-	-
921	STUDENTS DEVELOPMENT	-	-
922	STUDENT WELFARE, EMPLOYEE WELF	-	-
923	INTEREST FOR PRO-LOAN	224,814.02	224,814.02
924	EMPLOYEE WELFARE & MEDICAL INS	-	-
	SUB TOTAL	633,884.02	633,884.02
	TOTAL RECURRENT EXPENDITURE	13,026,614.23	13,026,614.23

Wayamba University of Sri Lanka
Statement of the Comparison of Budget & Actual Amounts - 2020

Category	Budget 2020 (Rs:)	Actual 2020 (Rs:)	Variance (Rs:)	Variance as a Percentage to the Budget
Income				
Government Grant				
Government Grants for Recurrent Expenditure	1,595,500,000	1,595,500,000	-	-
Other Income	13,000,000	23,984,471	(10,984,471)	(84.50)
Total Income	1,608,500,000	1,619,484,471	(10,984,471)	
Expenses				
Personal Emoluments	1,387,000,000	1,418,571,084	(31,571,084)	(2.28)
Travelling & Subsistence				
Domestic	300,000	326,360	(26,360)	(8.79)
Foreign	150,000	-	150,000	100.00
Supplies				
Stationery & Office Requisites	14,000,000	10,449,188	3,550,812	25.36
Fuel & Lubricants	6,000,000	6,194,812	(194,812)	(3.25)
Uniform & Tailoring Charges	500,000	1,496,744	(996,744)	(199.35)
Mechanical & Electrical Goods	500,000	2,404,012	(1,904,012)	(380.80)
Chemical & Glassware	4,200,000	4,162,269	37,731	0.90
Medical Supplies	250,000	690,850	(440,850)	(176.34)
Other Supplies	5,500,000	6,362,218	(862,218)	(15.68)
Maintenance				
Vehicles	4,000,000	3,724,300	275,700	6.89
Plant, Machinery & Equipments	8,000,000	8,995,832	(995,832)	(12.45)
Buildings & Structures	950,000	1,697,369	(747,369)	(78.67)
Furniture	50,000	350	49,650	99.30
Others	650,000	626,455	23,546	3.62
Contractual Services				
Transport	2,500,000	2,265,727	234,273	9.37
Telecommunication & Postal Charges	20,000,000	20,342,763	(342,763)	(1.71)
Electricity & Water	35,000,000	28,399,406	6,600,594	18.86
Security Services	45,000,000	36,950,013	8,049,987	17.89
Cleaning Services	35,000,000	40,231,754	(5,231,754)	(14.95)
Rents & Hire Charges	200,000	26,400	173,600	86.80
Rates & Taxes To Local Authority	250,000	157,202	92,798	37.12
Printing, Advertising etc	5,000,000	5,302,979	(302,979)	(6.06)
Others- Contractual Services	3,800,000	5,885,172	(2,085,172)	(54.87)
Other Recurrent Expenses				
Travel Grants For Postgr. Stud	300,000	125,179	174,821	58.27
Special Services - Council & Committees	3,000,000	3,389,598	(389,598)	(12.99)
Special Services - Professional & Other fee	2,000,000	2,975,751	(975,751)	(48.79)
Workshops, Seminars	800,000	792,036	7,964	1.00
Academic Research	50,000	-	50,000	100.00
Staff Developments	1,400,000	1,356,678	43,322	3.09
Grants To Other Organizations	200,000	152,376	47,624	23.81
Holiday Warrants & Season Tickets	50,000	79,790	(29,790)	(59.58)
Entertainment Expenses	375,000	418,320	(43,320)	(11.55)
Bank Charges	50,000	52,050	(2,050)	(4.10)
Awards & Indemnities	25,000	-	25,000	100.00
Contribution & Membership Fees	550,000	840,321	(290,321)	(52.79)
Convocations	1,500,000	1,098,375	401,625	26.77
Examination Expenses	11,000,000	11,482,114	(482,114)	(4.38)
Others - Newspapers, Magazines	400,000	313,990	86,010	21.50
Post Graduate Research & Scholarship	50,000	4,000	46,000	92.00
Course Material For Student	450,000	1,084,078	(634,078)	(140.91)
University Sports Activities	800,000	719,663	80,337	10.04
Corporate Planning	100,000	-	100,000	100.00
Industry Intern Ship	600,000	901,617	(301,617)	(50.27)
Students Development	900,000	1,005,292	(105,292)	(11.70)
Student Welfare, Employee Welfare	250,000	-	250,000	100.00
Interest For Pro-Loan	3,800,000	4,025,429	(225,429)	(5.93)
Employee Welfare & Medical Ins	250,000	74,450	175,550	70.22

Proposal for Sustainable Development

Wayamba University of Sri Lanka

Proposal for Sustainable Development

Wayamba University of Sri Lanka

1. The Wayamba University of Sri Lanka admits approximately 1500 students annually under its six Faculties. Further, each year around 900 graduands are produced by these Faculties, providing the human resources required for the economic development of the country. Through this process, the University has the ability to produce the human resources necessary for the eradication of poverty in Sri Lanka.
2. The Faculties of Agriculture & Plantation Management and Livestock, Fisheries & Nutrition located at Makandura Premises of the Wayamba University of Sri Lanka, continuously engage in research to introduce diverse species of crops and various types of food which supports the poverty alleviation efforts of the country.
3. The Faculty of Medicine at Wayamba University of Sri Lanka was established as the 10th Faculty of Medicine in Sri Lanka, and two batches of students totaling 150 students have been admitted to the Faculty. The Kuliyaipitiya Base Hospital has been converted to the status of a Teaching Hospital and action is being taken to establish Professorial Unit as well. The Faculty of Medicine consists of fifteen Departments and the objective of the University is to provide the facilities to produce physicians required to improve the health conditions the country.
4. The University is making every effort to offer an education of the highest quality to the students through quality assurance programmes, so that the education of Sri Lanka, a developing country, can be enhanced. A Quality Assurance Unit has also been established in the University. In addition, the University also provides technical and industrial training to improve the quality of education.
5. In all events organized by the University gender equity and equality is maintained.
6. With regard to sanitation and water, the total water consumption requirement of the University is provided by tube wells and the water is filtered for the use of the students and staff. The quality of the water is checked regularly. In collaboration with the

University Medical Centre, Public Health Inspectors, Cleaning Service and the Landscape Division, action is being taken to offer better sanitation for the staff and the students.

7. For the conservation of power and energy, the following actions have been taken by the University :
 - Using only CFL Bulbs wherever lighting is required.
 - Proposals have been submitted for generating electricity through solar power
 - Buildings have been constructed with glass covers to allow sunlight into the building.
8. All courses offered by the University include an industrial training component and when new programmes are evolved and existing programmes are revised, the University aims to resolve the question of unemployment. Further, the University expects to establish a Faculty of Engineering, and through this Faculty it is hoped to provide the human resources required by the country in the field of engineering.
9. The Faculty of Technology is a newly established Faculty in the University and priority is given in this Faculty for innovations. The infrastructure requirement for this purpose is developed by the University.
10. The BREAD Centre and Business Incubation Centre of the Wayamba University of Sri Lanka, provides incentives for new inventions and also introduces the market for such new products.

Through the above, the technical and entrepreneurial knowledge requirements of the community too are provided.

11. Action is being taken for the maximum use of resources and the following are some of them :
 - Recycling of once used water at the Faculty of Medicine
 - Garbage is collected separately categorized into degradable material - glass, polythene/plastic and paper, and disposed appropriately

12. In all Premises of the Wayamba University of Sri Lanka green concept is maintained and the Landscape Division of the University takes care of tree planning, their security and maintenance.
13. The University consists of students and staff belonging to different nationalities and religions and in all activities University acts with a view to developing mutual conviviality. Conducting religious activities of all religions on the 1st of January, attending to decorations and activities of different religious festivals by all, etc. contributes to the mutual geniality.
14. The Wayamba University of Sri Lanka seeks to establish interactions with other educational and financial institutions within the country and in foreign countries through Memoranda of Understanding. This allows students and staff to develop national and international relations.

Audit Report

2020

Vice Chancellor

Wayamba University of Sri Lanka

Report of the Auditor General in terms of Section 12 of the National Audit Act No. 19 of 2018 on the Financial Statements for the year ended 31 December 2020 and other legal and regulatory requirements of Wayamba University of Sri Lanka

1. Financial Statements

1.1 Opinion

The audit of the financial statements of the Wayamba University of Sri Lanka for the year ended 31 December 2020 comprising the statement of financial position as at 31 December 2020 and the statement of financial performance, statement of changes in net assets and cash flow statement for the year then ended, and notes to the financial statements, including a summary of significant accounting policies, was carried out under my direction in pursuance of provisions in Article 154 (1) of the Constitution of the Democratic Socialist Republic of Sri Lanka read in conjunction with the provision of the sub-section 107 (5) of the Universities Act No. 16 of 1978 and National Audit Act, No. 19 of 2018. This report contains my views and observations which I mean to be published along with the Annual Report of the University in terms of Sub-section 108 (1) of the Universities Act. My report to Parliament in pursuance of provisions in Article 154(6) of the Constitution will be tabled in due course.

In my opinion, the financial statements give a true and fair view of the financial position of the Wayamba University of Sri Lanka as at 31 December 2020 and its financial performance and its cash flows for the year then ended in accordance with Sri Lanka Public Sector Accounting Standards.

1.2 Basis for Opinion

I conducted my audit in accordance with Sri Lanka Auditing Standards (SLAuSs). My responsibilities, under those standards are further described in the Auditor's Responsibilities for the Audit of the Financial Statements section of my report. I believe that the audit evidence I have obtained is sufficient and appropriate to provide a basis for my opinion.

1.3 Other information included in the 2020 Annual Report of the Wayamba University of Sri Lanka

The other information comprises the information included in the University's 2020 Annual Report but does not include the financial statements and my auditor's report thereon, which is expected to be made available to me after the date of this auditor's report. Management is responsible for the other information.

My opinion on the financial statements does not cover the other information and I do not express any form of assurance conclusion thereon.

In connection with my audit of the financial statements, my responsibility is to read the other information identified above and, in doing so, consider whether the other information is materially inconsistent with the financial statements or my knowledge obtained in the audit or otherwise appears to be materially misstated.

When I read the University's 2020 Annual Report, if I conclude that there are material misstatements therein, I am required to communicate that matter to those charged with governance for correction. If further material uncorrected misstatements are existed those will be included in my report to Parliament in pursuance of provisions in Article 154 (6) of the Constitution that will be tabled in due course.

1.4 Responsibilities of Management and Those Charged with Governance for the Financial Statements

Management is responsible for the preparation of financial statements that give a true and fair view in accordance with Sri Lanka Public Sector Accounting Standards, and for such internal control as management determine is necessary to enable the preparation of financial statements that are free from material misstatement, whether due to fraud or error.

In preparing the financial statements, management is responsible for assessing the University's ability to continue as a going concern, disclosing, as applicable, matters related to going concern and using the going concern basis of accounting unless management either intend to liquidate the University or to cease operations, or has no realistic alternative but to do so.

Those charged with governance are responsible for overseeing the University's financial reporting process.

As per Section 16(1) of the National Audit Act No. 19 of 2018, the University is required to maintain proper books and records of all its income, expenditure, assets and liabilities, to enable annual and periodic financial statements to be prepared of the University.

1.5 Auditor's Responsibilities for the Audit of the Financial Statements

My objective is to obtain reasonable assurance about whether the financial statements as a whole are free from material misstatement, whether due to fraud or error, and to issue an auditor's report that includes my opinion. Reasonable assurance is a high level of assurance, but is not a guarantee that an audit conducted in accordance with Sri Lanka Auditing Standards will always detect a material misstatement when it exists. Misstatements can arise from fraud or error and are considered material if, individually or in the aggregate, they could reasonably be expected to influence the economic decisions of users taken on the basis of these financial statements.

As part of an audit in accordance with Sri Lanka Auditing Standards, I exercise professional judgement and maintain professional scepticism throughout the audit. I also:

- Identify and assess the risks of material misstatement of the financial statements, whether due to fraud or error, design and perform audit procedures responsive to those risks, and obtain audit evidence that is sufficient and appropriate to provide a basis for my opinion. The risk of not detecting a material misstatement resulting from fraud is higher than for one resulting from error, as fraud may involve collusion, forgery, intentional omissions, misrepresentations, or the override of internal control.
- Obtain an understanding of internal control relevant to the audit in order to design audit procedures that are appropriate in the circumstances, but not for the purpose of expressing an opinion on the effectiveness of the University's internal control.
- Evaluate the appropriateness of accounting policies used and the reasonableness of accounting estimates and related disclosures made by the management.
- Conclude on the appropriateness of the management's use of the going concern basis of accounting and based on the audit evidence obtained, whether a material uncertainty exists related to events or conditions that may cast significant doubt on the University ability to continue as a going concern. If I conclude that a material uncertainty exists, I am required to draw attention in my auditor's report to the related disclosures in the financial statements or, if such disclosures are inadequate, to modify my opinion. My conclusions are based on the audit evidence obtained up to the date of my auditor's report. However, future events or conditions may cause the University to cease to continue as a going concern.
- Evaluate the overall presentation, structure and content of the financial statements, including the disclosures, and whether the financial statements represent the underlying transactions and events in a manner that achieves fair presentation.

I communicate with those charged with governance regarding, among other matters, significant audit findings, including any significant deficiencies in internal control that I identify during my audit.

2. Report on Other Legal and Regulatory Requirements

- 2.1 National Audit Act, No. 19 of 2018 includes specific provisions for following requirements.

- 2.1.1 I have obtained all the information and explanation that required for the audit and as far as appears from my examination, proper accounting records have been kept by the University as per the requirement of section 12 (a) of the National Audit Act, No. 19 of 2018.
- 2.1.2 The financial statements presented is consistent with the preceding year as per the requirement of section 6 (1) (d) (iii) of the National Audit Act, No. 19 of 2018.
- 2.1.3 The financial statements presented includes all the recommendations made by me in the previous year as per the requirement of section 6 (1) (d) (iv) of the National Audit Act, No. 19 of 2018.
- 2.2 Based on the procedures performed and evidence obtained were limited to matters that are material, nothing has come to my attention;
- 2.2.1 to state that any member of the governing body of the University has any direct or indirect interest in any contract entered into by the University which are out of the normal cause of business as per the requirement of section 12 (d) of the National Audit Act, No. 19 of 2018;
- 2.2.2 to state that the University has not complied with any applicable written law, general and special directions issued by the governing body of the University as per the requirement of section 12 (f) of the National Audit Act, No. 19 of 2018;
- 2.2.3 to state that the University has not performed according to its powers, functions and duties as per the requirement of section 12 (g) of the National Audit Act, No. 19 of 2018.
- 2.2.4 to state that the resource of the University has not procured and utilized economically, efficiently and effectively within the time frames and in compliance with the applicable laws as per the requirement of section 12 (h) of the National Audit Act, No. 19 of 2018.

2.3 Other Matters

- (a) Provision of Rs. 13.5 million given during the year under review by the General Treasury for the procurement of Land, buildings and IT equipment to the university had not been utilized for the expected activities even by the end of the year under review.

- (b) Even though a total sum of Rs. 17,513,750 had been paid in 2013 and 2016 respectively to the Divisional Secretaries of Pannala and Kuliyaipitiya for the acquisition of lands for the University, the lands had not been acquired even by the end of the year under review.
- (c) Even though a sum of Rs. 4,293,155 had been paid on 16 January 2020 to the Ceylon electricity Board for the supply of bulk electricity to the hostel complex of the Medical Faculty of the Wayamba University, the work had not been completed even by the end of the year.
- (d) Total outstanding amount of Rs.11,062,012 for 03 suppliers for more than one year had not been settled even by the end of the year under review.
- (e) Even though a sum of Rs. 3,437,160 was given by the United Nations Food and Agriculture Organization for the “The Assessment of water and sediment quality and associated sea urchin of the gulf of manner coastline" project in the years 2014 and 2016, only a sum of Rs. 1,170,721 was spent. The relevant project had not been completed even by 31 December of the year under review and a sum of Rs. 2,266,439 had been remained underutilize for more than 4 years.
- (f) Four official quarters constructed at Kuliyaipitiya and Makandura premises at a cost of Rs. Rs.41,825,013 had not been utilized and remained idle from the year 2019 till the audited date of 17 February 2021.
- (g) The total value of bills submitted in respect of 22 construction projects in 2019 amounted to Rs. 32,200,139 had not been paid even till the end of the year under review

W.P.C. Wickramaratna
Auditor General

2.3 Other Matters

(a) Purchase of Lands and Buildings

Bids were called in the year 2020 for the purchase of a land for Makandura Premises and a bid was received to the value of Rs. 13.5 Mn. As the relevant land was suitable for the expansion and development of the Makandura Premises, a valuation was called from the Valuation Department for the current value of the land. The Valuation Department valued the land at Rs. 12.5 Mn.

The land owner was informed of the valuation and he has indicated his willingness to sell the land to the Wayamba University of Sri Lanka at Rs. 12.5 Mn. The Council at its 219th Meeting held on 06.08.2021 approved the acquisition of this land and it is expected to forward the matter to the Ministry of Education to obtain the Cabinet approval.

Purchase of IT Equipment

Requests for equipment to the value of Rs. 1 Mn. was received from the Information Communication Technology Centre in December 2020 and purchase orders had been issued within the year 2020 for all items. Action has been taken to make the payments for the relevant goods in early 2021.

(b) Land at Labuyaya where the Faculty of Medicine is located

As per the Land Acquisition Act, a case has been filed at the District Courts by the Divisional Secretary, Kuliyaipitiya West in order to confirm the ownership of this land and until such time the case is completed the acquisition of the land was not possible.

As soon as the Court proceedings are completed the matter will be carried forward.

Paddy Land at Makandura Premises

A sum of Rs. 1,013,750 had been paid by the Wayamba University to the Divisional Secretary, Pannala as an advance for the purchase of 08 plots of paddy land. Action is being taken by the Divisional Secretary, Pannala to make this acquisition.

In order to expedite the acquisition of these paddy lands, the Wayamba University of Sri Lanka, by letter dated 02.08.2021, requested the Secretary, Ministry of Education to issue a notice under Section 38 (a) of the Land Acquisition Act.

- (c) In the supply of bulk electricity to the hostel complex of the Faculty of Medicine, removal of trees and branches blocking the cable path have been removed. The charges of Rs. 455,025.00 due to the Electricity Board for this purpose have been paid on 15.08.2021. The Electricity Board has informed the University of the requirement of signing the agreement for supply of electricity after a field test.

Prior to signing the agreement, as per the instructions of the Electricity Board, action is being taken to remove the electricity cables above the Pradeshiya Sabha road that connects the Faculty of Medicine land and hostel land.

- (d) These supply creditors relate to the payments due for the contract for fixing the Air Conditioning System at the Faculty of Applied Sciences and the purchase of items by the Maintenance Division. At present, action is being taken to settle the balance due to the supply creditors.

- (e) This project has been awarded to Prof. (Mrs.) J.A.D.S.S. Jayakody from the Faculty of Livestock, Fisheries & Nutrition. She had requested the University Finance Committee to recommence work of the project, as given in FC Memo No. 141.21 and 142.17. The University Finance Committee had recommended that the Council approval be obtained for recommencement of work, with a written consent from the Food & Agriculture Organization.

The related revised budget and other documentation have been submitted to the Council at its meeting held on October 2021.

- (f) Action has been taken to hand over the staff quarters constructed at Makandura Premises to the relevant officers with effect from 02.03.2021.

Out of the staff quarters constructed at Kuliyaipitiya Premises, the Dean, Faculty of Business Studies & Finance had informed that he will not take over the quarters allocated to him. Therefore, action has been taken to hand these quarters to Dr. Kumara Uluwatte and Dr. Kumarayapa from 07.04.2021.

- (g) Out of the 22 Projects mentioned in the query, Bill No. 03 and 22 (Construction of Faculty Building Stage II FAPM, Makandura , Hostel Stage VI, Makandura) have already been paid. 05 Bills (Nos. 06, 07, 08, 17, 18) have been checked by the Maintenance Division and action is being taken by the Capital Works Division to release them.

The balance 15 Bills are being checked by the Maintenance Division and action will be taken to expedite the payments.

Dr. P.G.C.S. Bowatte

Acting Vice-Chancellor